



US00D366773S

United States Patent [19]

Yurk

[11] Patent Number: **Des. 366,773**

[45] Date of Patent: ****Feb. 6, 1996**

[54] **BENCH**

[75] Inventor: **Arno R. Yurk**, Kalamazoo, Mich.

[73] Assignee: **Landscape Forms, Inc.**, Kalamazoo, Mich.

[**] Term: **14 Years**

[21] Appl. No.: **36,916**

[22] Filed: **Mar. 30, 1995**

[52] U.S. Cl. **D6/369; D6/379; D6/381**

[58] Field of Search **D6/334, 335, 369, D6/370, 374, 375, 376, 379, 381, 500, 501, 502; 297/232, 446**

[56] **References Cited**

PUBLICATIONS

Bowery Bench—Canterbury Int'l.; Sweet's General Building & Renovation, 1995, New York, N.Y., Buy Line 5404, p. 15.

Renaissance—Timberform; Sweet's General Building & Renovation, 1995, New York, N.Y., Buy Line 5466, item 2806-6.

Model 93 Bench—DuMor, Inc.; Sweet's General Building

& Renovation, 1995, New York, N.Y., Buy Line 7860. Plaza Series, Model PL-3—Fair Weather; Sweet's General Building & Renovation, 1995, New York, N.Y., Buy Line 4760.

Sweets Catalog 1994, Bench at top left Buyline 1254. Sweets Catalog 1994, Bench at top center buyline 2978 p. 5.

Primary Examiner—Gary D. Watson
Attorney, Agent, or Firm—Heslin & Rothenberg

[57] **CLAIM**

The ornamental design for a bench, as shown and described.

DESCRIPTION

FIG. 1 is a front side isometric view of a bench, showing my new design;

FIG. 2 is a top plan view thereof;

FIG. 3 is a front elevational view thereof;

FIG. 4 is a bottom plan view thereof;

FIG. 5 is a back elevational view thereof;

FIG. 6 is a right side elevational view thereof;

FIG. 7 is a left side elevational view thereof; and,

FIG. 8 is a front side isometric view of a bench showing a second embodiment of my new design, the sole difference being in the shorter width thereof.

1 Claim, 7 Drawing Sheets



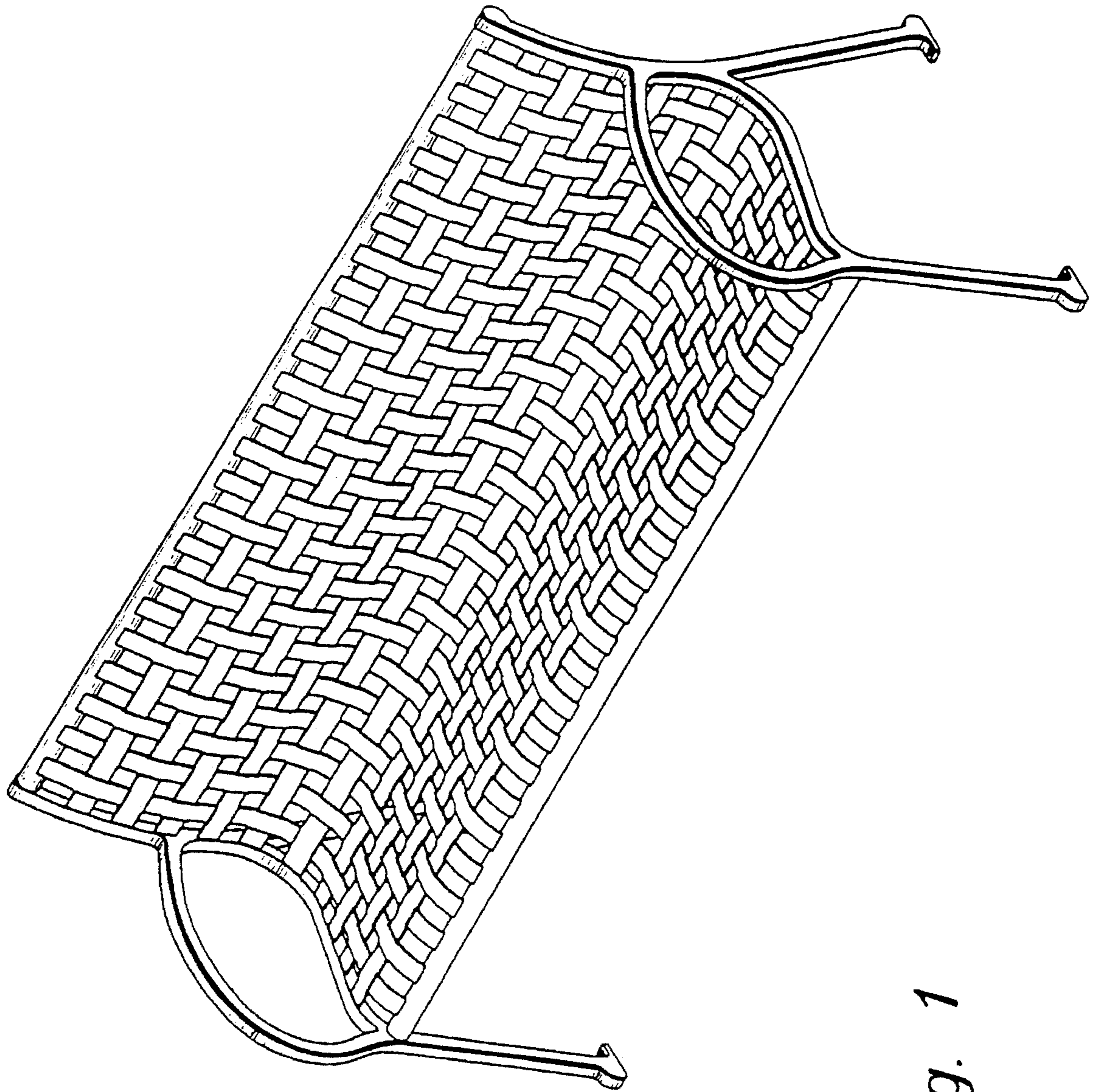


fig. 1

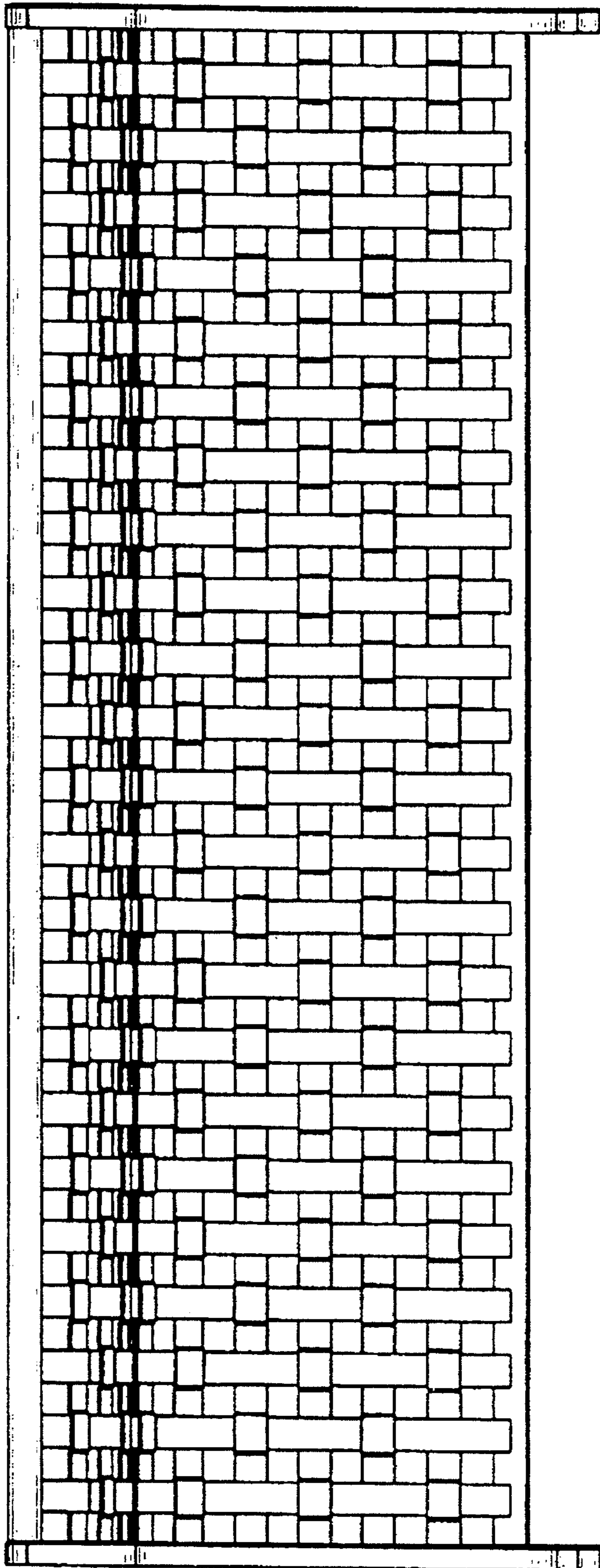


fig. 2

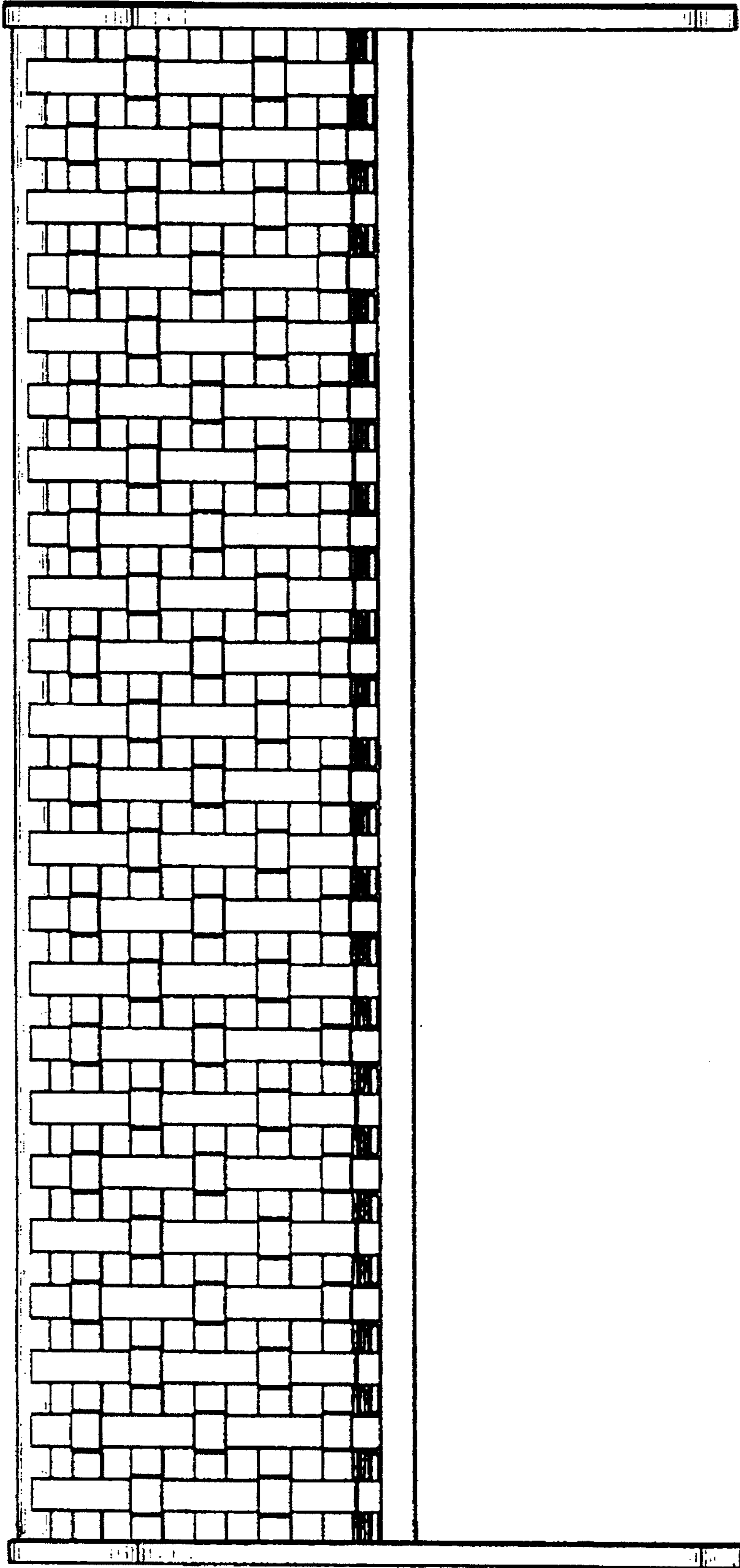


fig. 3

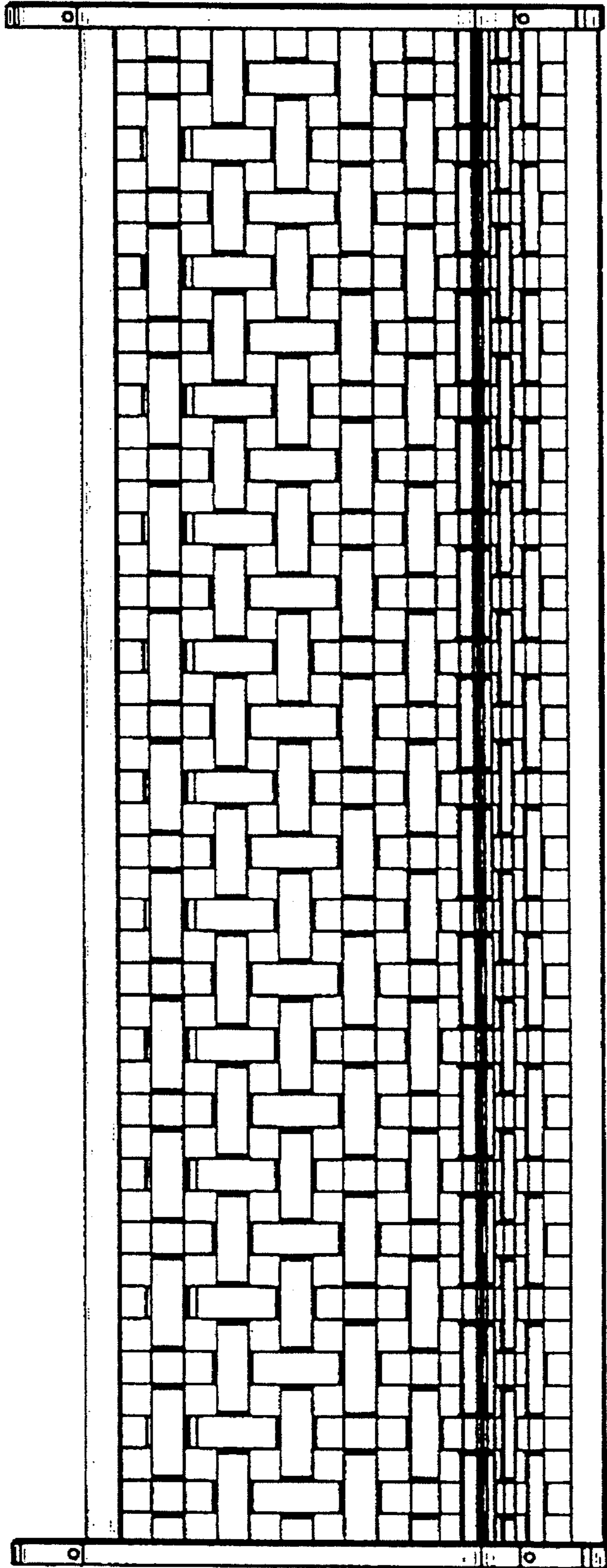


fig. 4




fig. 5

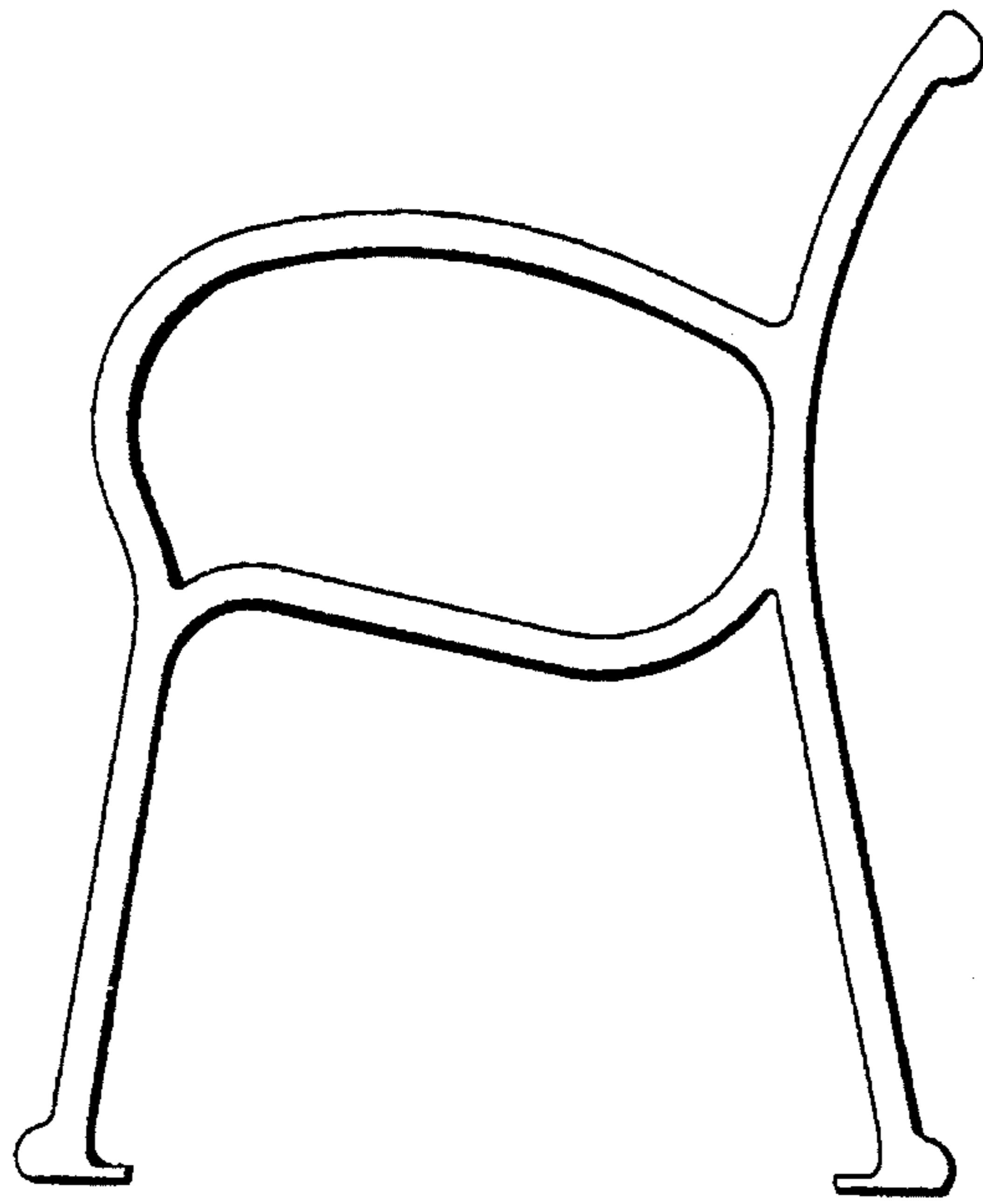


fig. 6




fig. 7




fig. 8

UNITED STATES PATENT AND TRADEMARK OFFICE
CERTIFICATE OF CORRECTION

PATENT NO. : Des. 366,773
DATED : February 6, 1996
INVENTOR(S) : Arno R. Yurk

It is certified that error appears in the above-identified patent and that said Letters Patent is hereby corrected as shown below:

In line 7, insert ~~—and—~~ after ";".

In line 8, substitute ~~—.--~~ for "; and".

In lines 9-11, delete "FIG. 8 is a front side isometric view of a bench showing a second embodiment of my design, the sole difference being in the shorter width thereof."

In the Drawings:

Delete Figure 8 in its entirety.

On the title page:

The last line should read ~~—1 Claim, 6 Drawing Sheets—~~

Signed and Sealed this
Sixteenth Day of July, 1996

Attest:



BRUCE LEHMAN

Attesting Officer

Commissioner of Patents and Trademarks