



US00D366769S

United States Patent [19]
Mabon

[11] **Patent Number: Des. 366,769**
[45] **Date of Patent: **Feb. 6, 1996**

[54] **SECTIONAL SOFA**

[76] Inventor: **Lewis A. Mabon**, 16440 SW. 108th Ave., Tigard, Oreg. 97224-4510

[**] Term: **14 Years**

[21] Appl. No.: **33,684**

[22] Filed: **Jan. 18, 1995**

[52] U.S. Cl. **D6/335**

[58] Field of Search D6/334, 335, 336,
D6/364, 371, 373, 381, 500, 501, 502;
5/7, 12.1, 12.2; 297/232

[56] **References Cited**

U.S. PATENT DOCUMENTS

D. 188,318	7/1960	Niederman	D6/335
D. 237,436	11/1975	Warren	D6/381
D. 298,784	12/1988	Friedman	D6/335
D. 327,374	6/1992	Perez	D6/335
D. 358,724	5/1995	Natuzzi et al.	D6/381
2,958,369	11/1960	Pitts et al.	155/5
4,662,679	5/1987	Franck et al.	297/240
4,848,839	7/1989	Galardo	5/12.2 X
5,088,135	2/1992	Violette	5/2.1
5,318,340	6/1994	Henry	297/232

OTHER PUBLICATIONS

Abitare Supplement, May 1982, p. 21, sofa at bottom.
Roche-Bobois, ©1990, p. 72, sofa at mid-page.

Primary Examiner—Janice E. Seeger
Assistant Examiner—Gary D. Watson
Attorney, Agent, or Firm—Klarquist, Sparkman, Campbell,
Leigh & Whinston

[57] **CLAIM**

The ornamental design for a sectional sofa, as shown and described.

DESCRIPTION

FIG. 1 is a perspective view showing my new design;
FIG. 2 is a top plan view of the design;
FIG. 3 is a back side view of the design, as viewed from top to bottom with respect to FIG. 2;
FIG. 4 is a left side view of the design, as viewed from left to right with respect to FIG. 2;
FIG. 5 is a front side view of the design, as viewed from bottom to top with respect to FIG. 2; and,
FIG. 6 is a right side view of the design, as viewed from right to left with respect to FIG. 2.

1 Claim, 2 Drawing Sheets




FIG. 1




FIG. 2

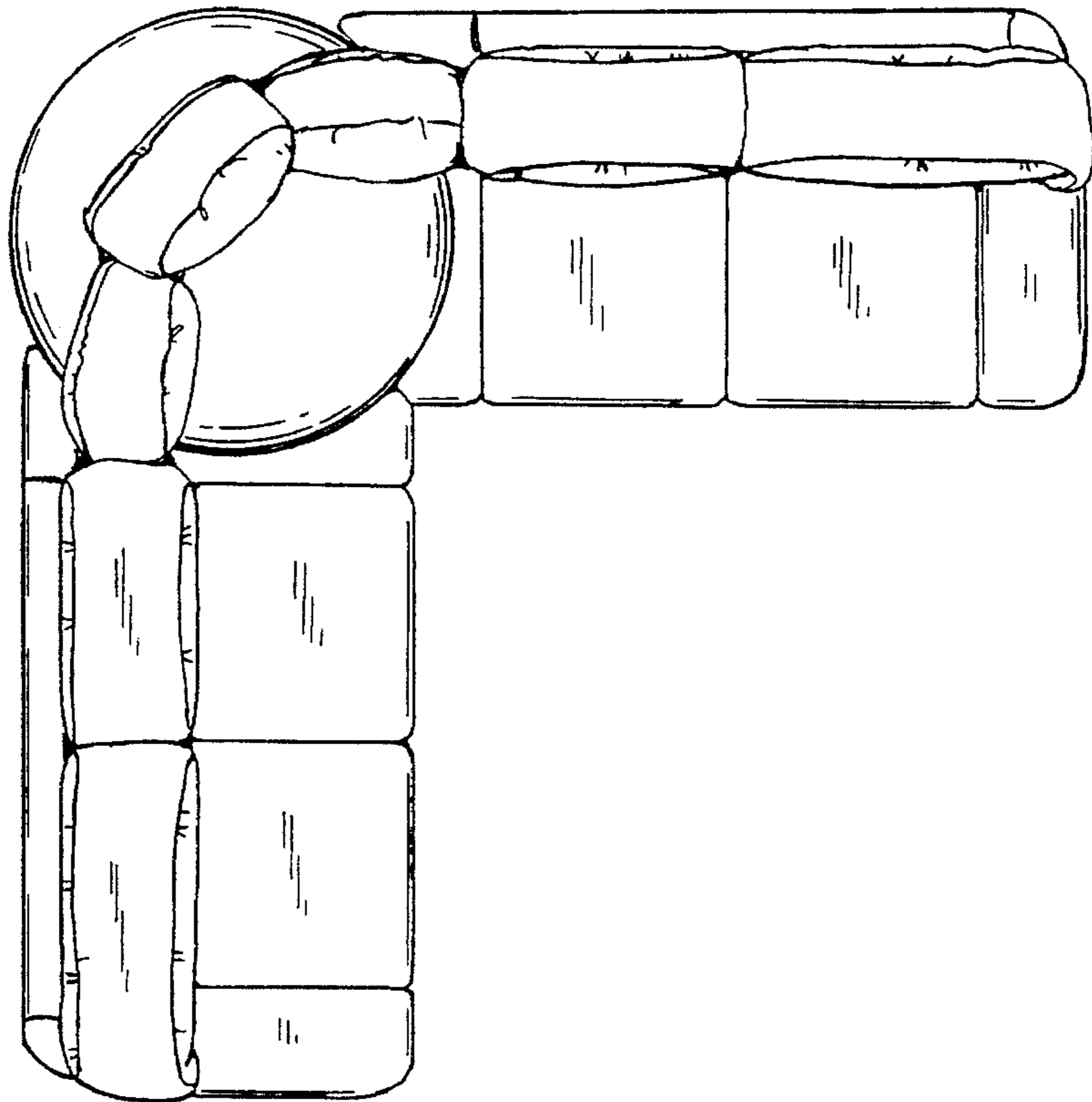


FIG. 3

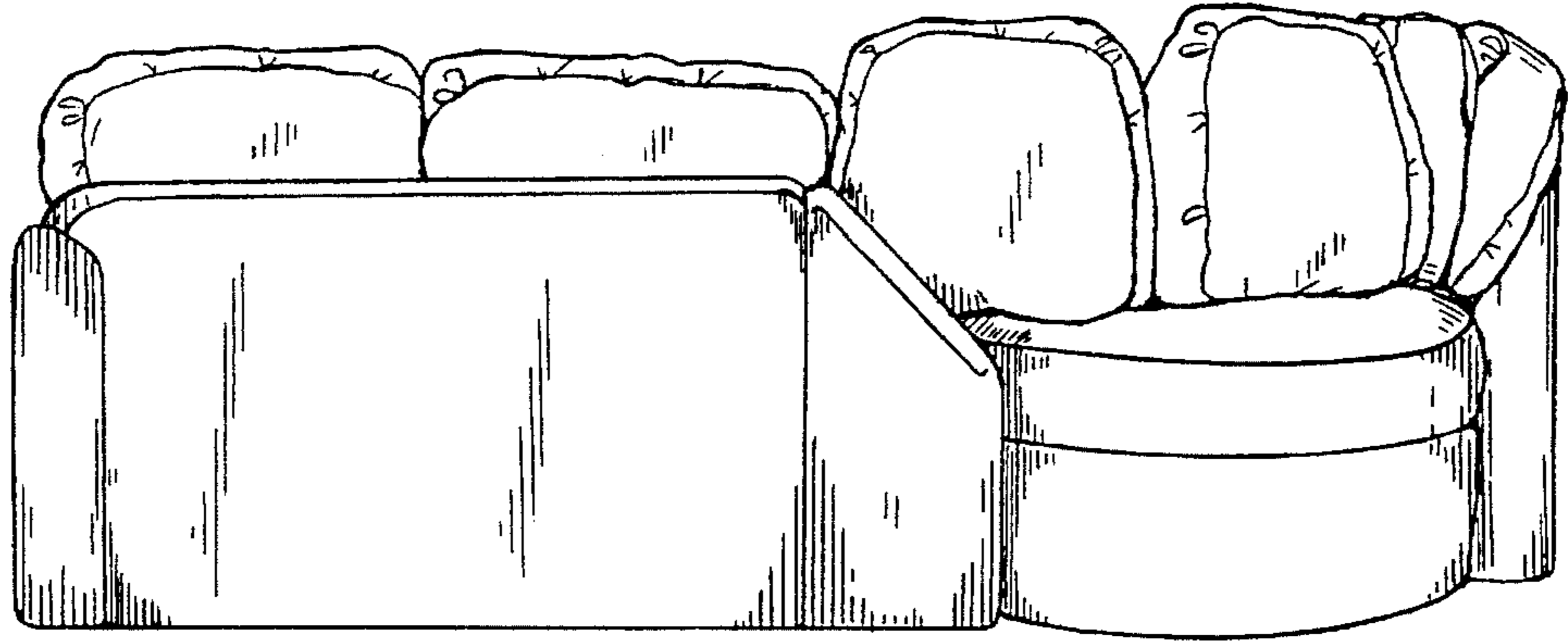


FIG. 4

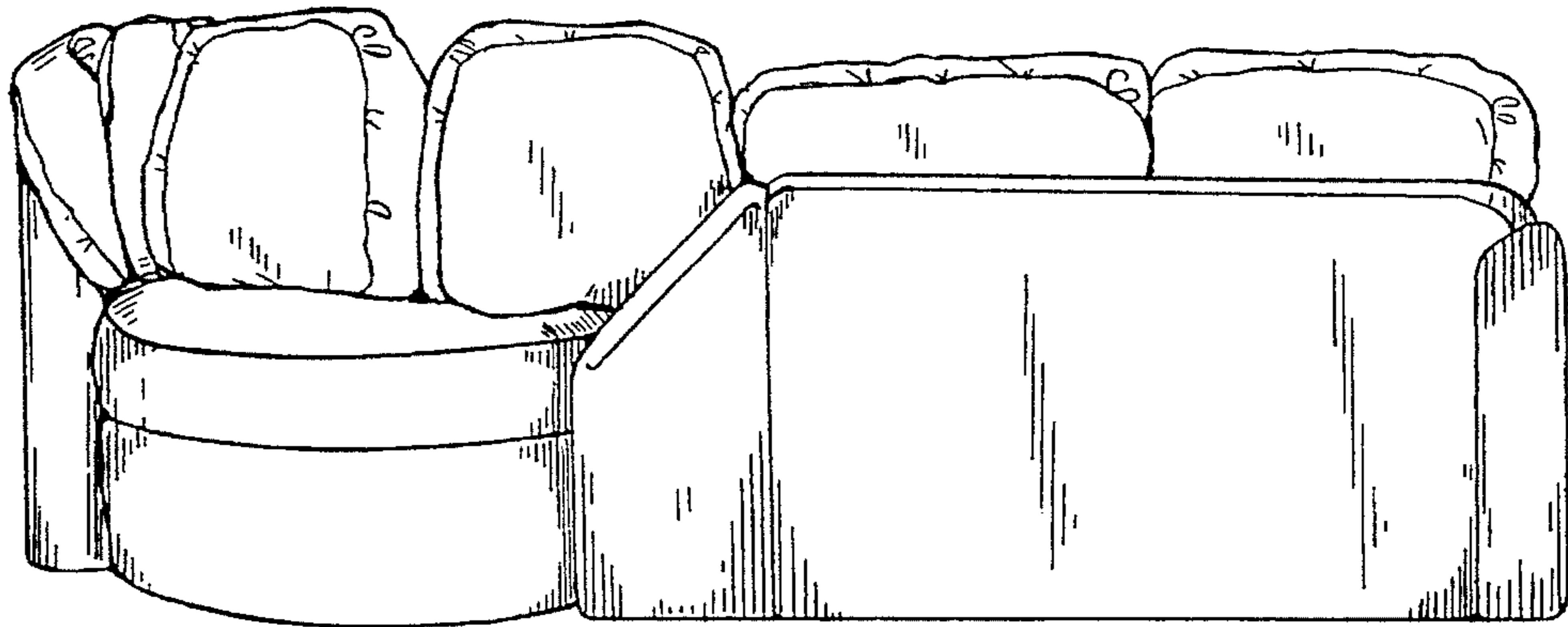


FIG. 5




FIG. 6

