



US00D366758S

United States Patent [19] Weiler

[11] **Patent Number:** **Des. 366,758**
[45] **Date of Patent:** ****Feb. 6, 1996**

[54] **SAFETY GLASSES CARRYING POUCH**

2,567,602 9/1951 Higgins 224/252 X

[76] Inventor: **Kevin W. Weiler**, R.R. #1 Box 48,
Constableville, N.Y. 13325

Primary Examiner—Louis S. Zarfes
Assistant Examiner—Catherine R. Oliver

[**] Term: **14 Years**

[57] **CLAIM**

[21] Appl. No.: **24,696**

The ornamental design for a safety glasses carrying pouch,
as shown and described.

[22] Filed: **Jun. 20, 1994**

DESCRIPTION

[52] U.S. Cl. **D3/219; D3/263; D3/265**

[58] **Field of Search** D3/219, 225, 226,
D3/218, 266, 228, 264, 265, 263; 224/253,
252; D16/129; D14/251; D27/186, 188,
187; 206/5 R

FIG. 1 is a front elevational view of the safety glasses carrying pouch showing my new design;
FIG. 2 is a rear elevational view thereof;
FIG. 3 is a left side elevational view thereof;
FIG. 4 is a right side elevational view thereof;
FIG. 5 is a top plan view thereof;
FIG. 6 is a bottom plan view thereof; and,
FIG. 7 is a perspective view of the safety glasses carrying pouch.

[56] **References Cited**

U.S. PATENT DOCUMENTS

D. 94,977	3/1935	Lederer	D27/187 X
D. 165,360	12/1951	Brettner	D27/187 X
421,438	2/1890	Shailer	206/5 R
441,651	12/1890	Eyre	206/5 R
1,242,187	10/1917	Hayden	206/5 R
2,004,415	6/1935	Nerney	206/5 R
2,458,567	1/1949	Cramer	206/5 R

The broken line showing of legible matter in FIGS. 1 and 7 is for illustrative purposes only and forms no part of the claimed design.

1 Claim, 4 Drawing Sheets

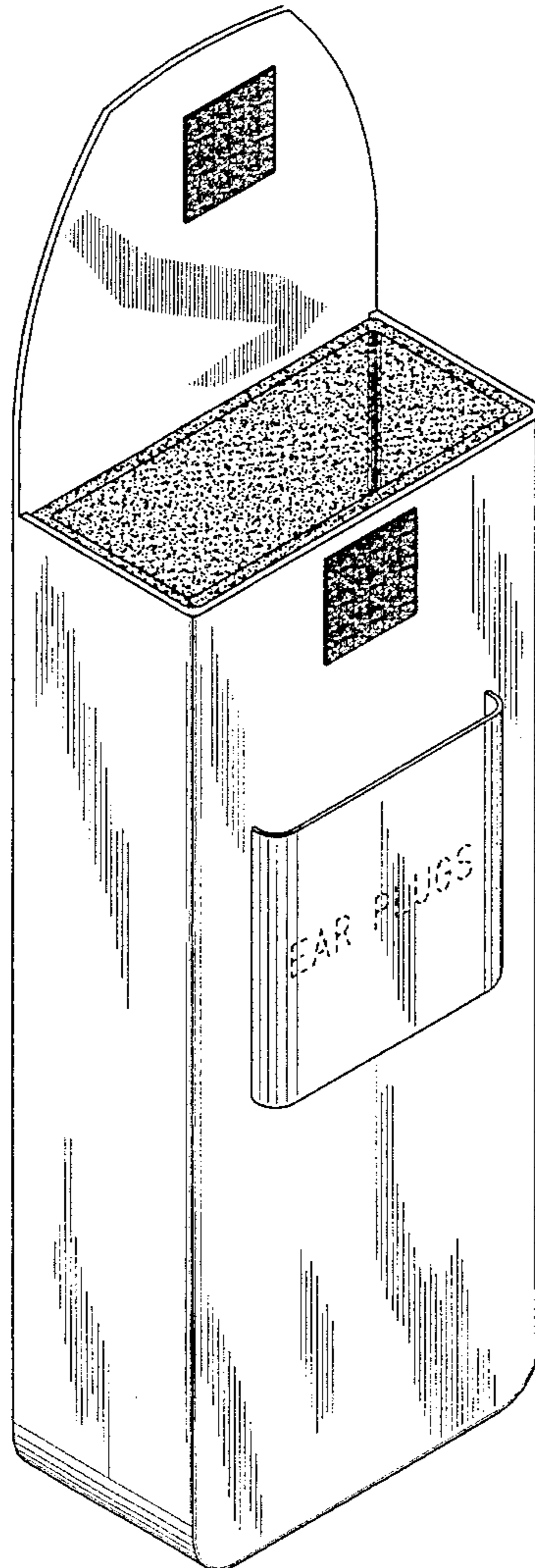


FIG. 1

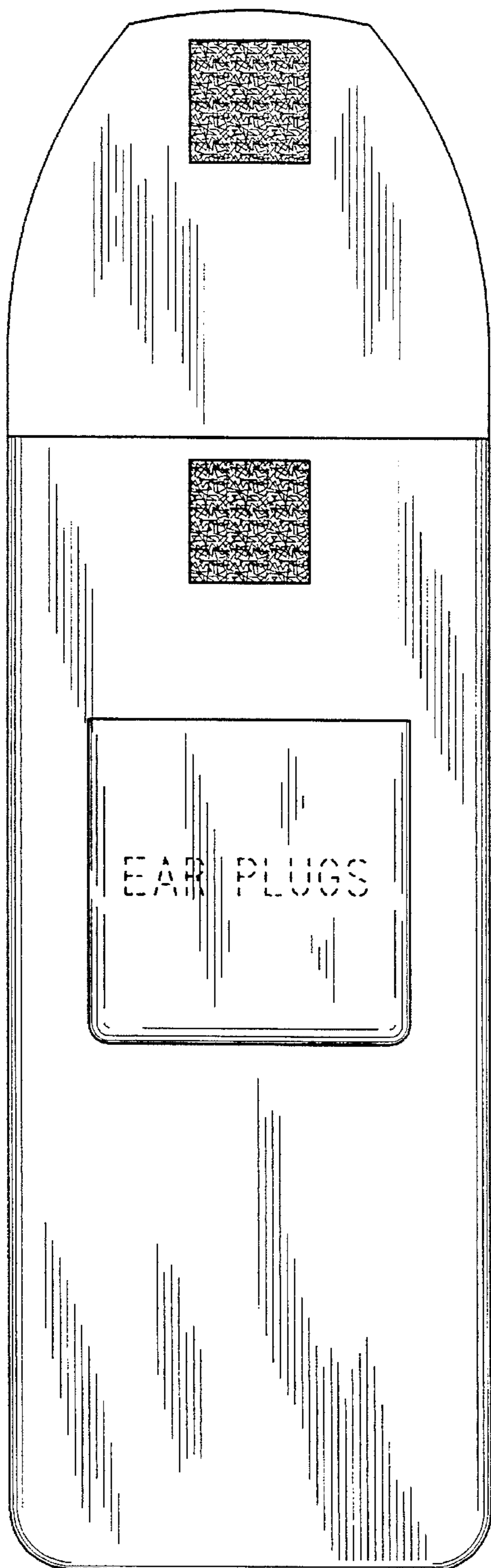


FIG. 2

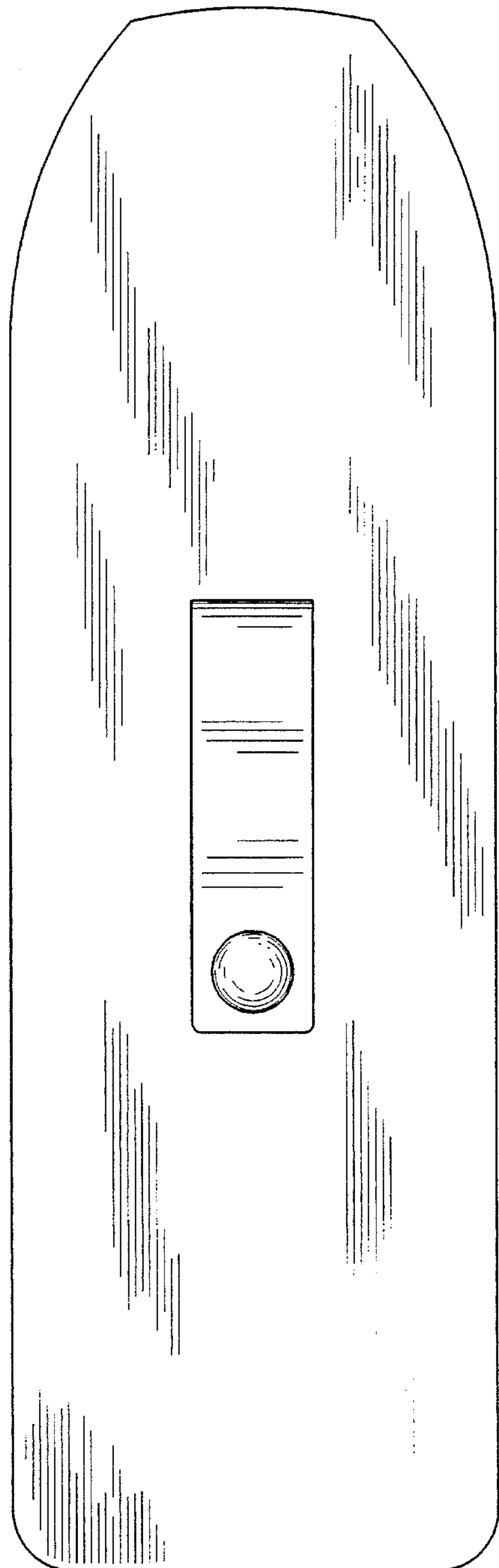


FIG. 3



FIG. 4

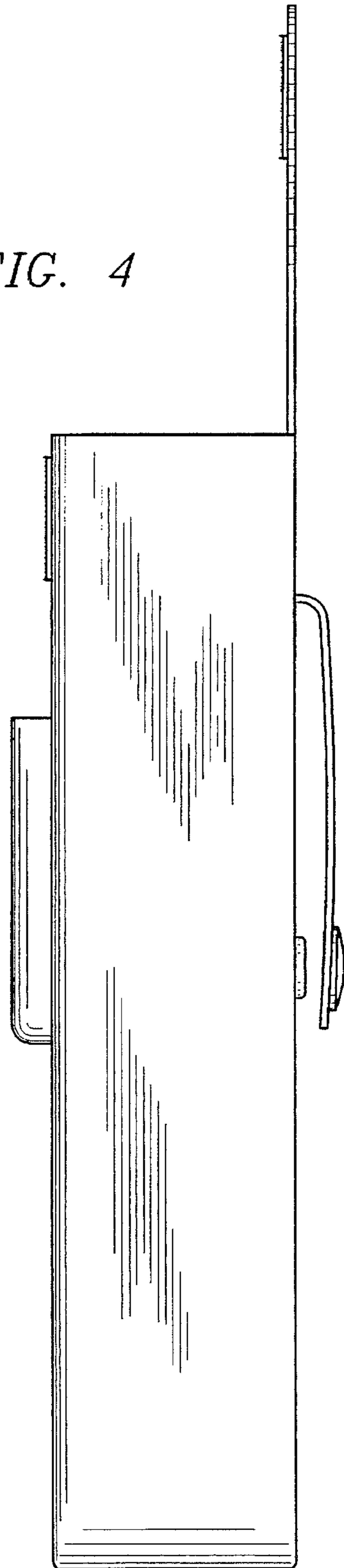


FIG. 5

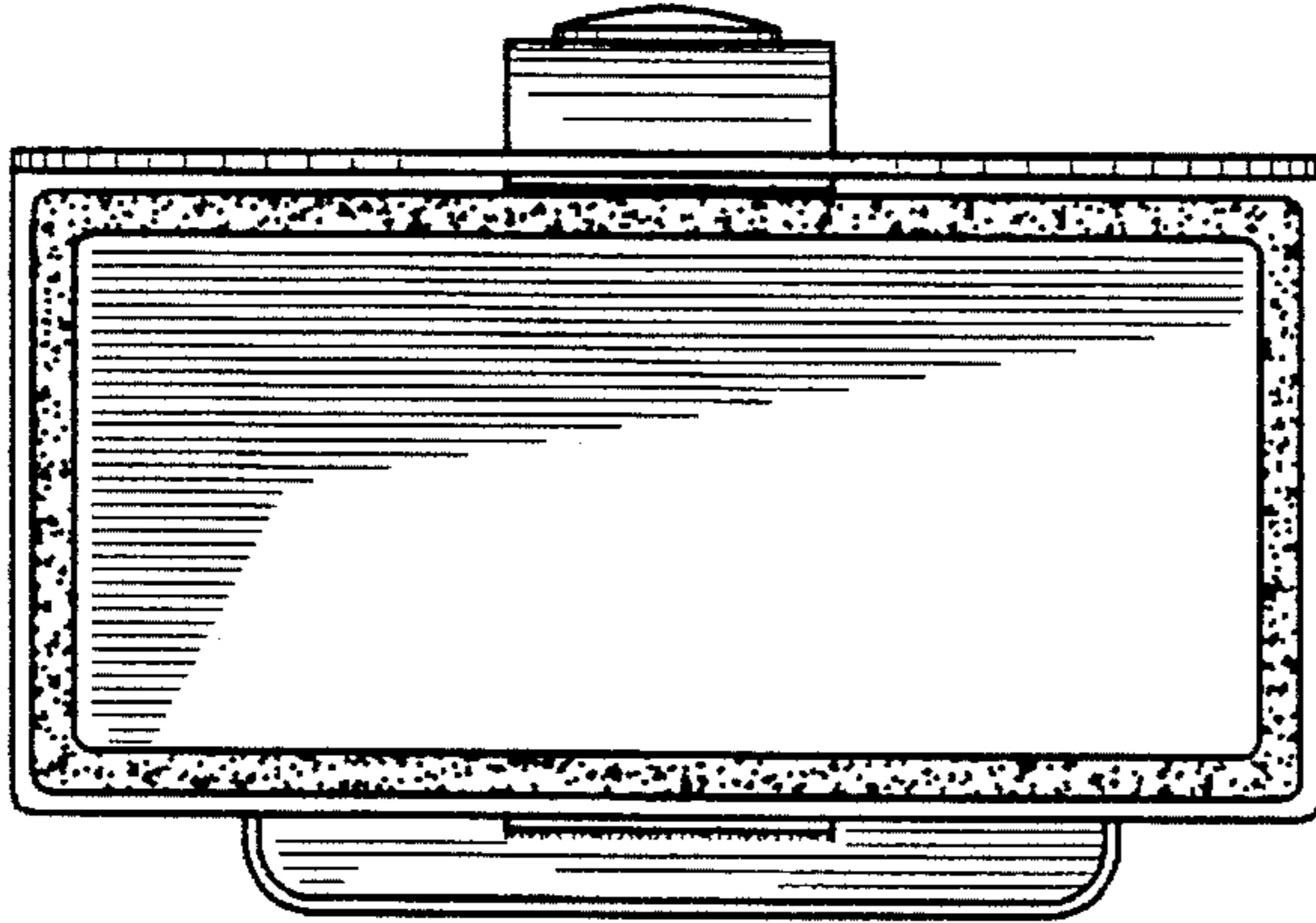


FIG. 6

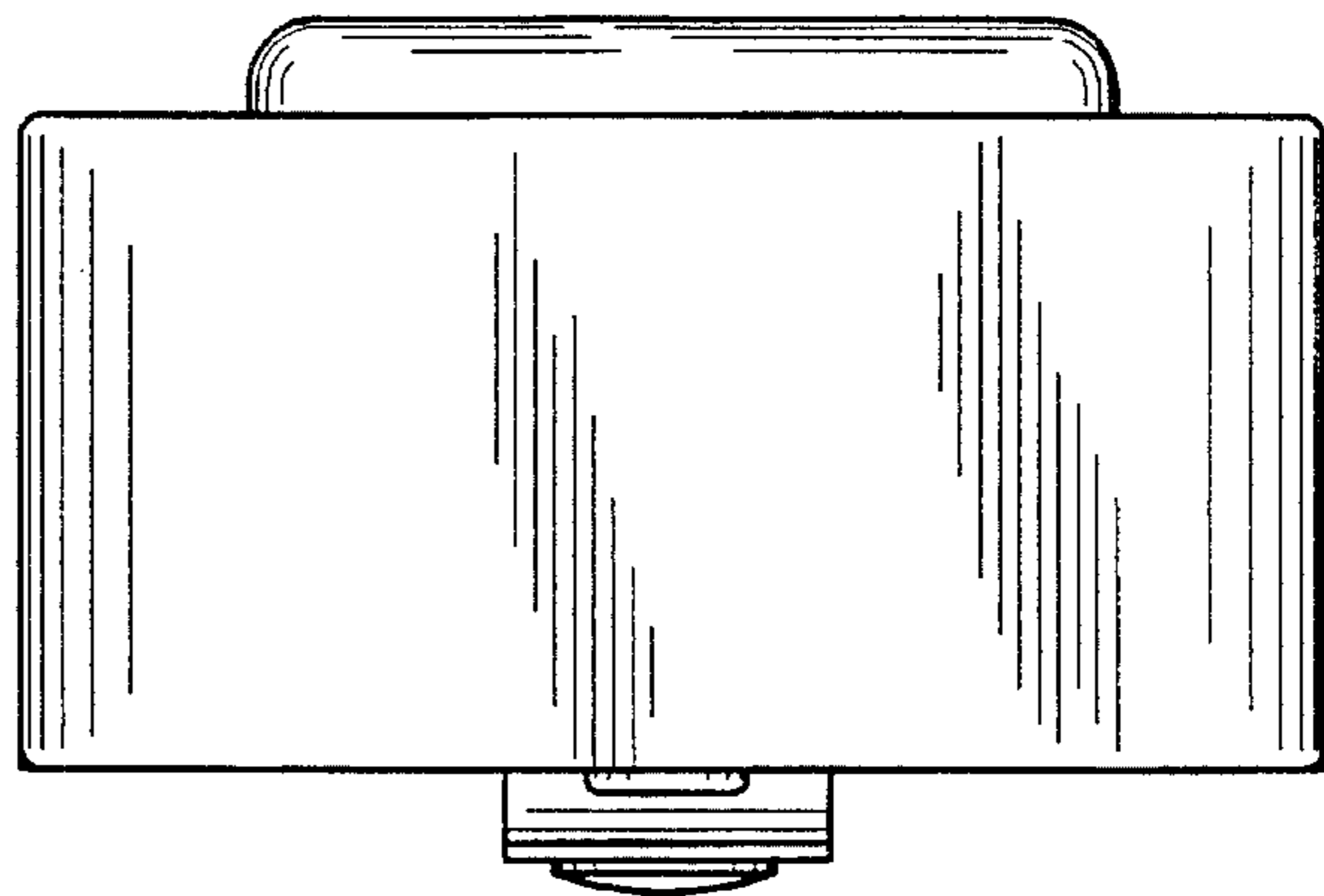


FIG. 7

