



US00D366756S

United States Patent [19]

[11] Patent Number: **Des. 366,756**

Forland et al.

[45] Date of Patent: ****Feb. 6, 1996**

[54] **BLADDER ELEMENT FOR A SHOE SOLE**

[75] Inventors: **David M. Forland**, Battle Ground, Wash.; **Tinker L. Hatfield**, Portland, Oreg.; **Steven C. McDonald**, Portland, Oreg.; **Joel L. Passke**, Portland, Oreg.

[73] Assignee: **Nike, Inc.**, Beaverton, Oreg.

[**] Term: **14 Years**

[21] Appl. No.: **16,172**

[22] Filed: **Dec. 8, 1993**

Related U.S. Application Data

[63] Continuation of Ser. No. 897,967, Jun. 12, 1992, abandoned.

[52] U.S. Cl. **D2/977**

[58] Field of Search D2/977, 962; 36/25 R, 36/29, 32 R, 43-45, 83, 84, 89, 101-107, 112-114, 132, 136

[56] References Cited

U.S. PATENT DOCUMENTS

- D. 249,748 10/1978 Kitamura .
- D. 256,067 7/1980 Hagg et al. .
- D. 260,196 8/1981 Plagenhoef .
- D. 262,581 1/1982 Chevallereau .
- D. 296,152 6/1988 Selbiger .
- D. 297,381 8/1988 Sugiyama D2/314
- D. 301,385 6/1989 Weiner .
- D. 307,212 4/1990 Aveni .
- D. 308,906 7/1990 Kiyosawa .
- D. 311,810 11/1990 Hatfield .
- D. 311,989 11/1990 Parker et al. .
- D. 312,918 12/1990 Aveni .
- D. 315,442 3/1991 Kilgore et al. .
- D. 316,324 4/1991 Rogers .
- D. 319,331 8/1991 Hatfield .
- D. 319,720 9/1991 Selbiger D2/314
- D. 321,776 11/1991 Hatfield .
- D. 323,927 2/1992 Rogers .
- D. 324,131 2/1992 Lucas .
- D. 325,288 4/1992 Richard et al. D2/314
- D. 326,766 6/1992 Kittle et al. D2/314
- D. 334,280 3/1993 Teague D2/977
- D. 336,771 6/1993 Hatfield et al. D2/977

- D. 342,601 12/1993 Kilgore et al. D2/977
- 3,893,247 7/1975 Dana, III .
- 3,946,505 3/1976 Dana, III .
- 4,014,115 3/1977 Reichert 36/137
- 4,020,572 5/1977 Chiaramonte, Jr. 36/137
- 4,128,861 12/1978 Pelengaris 362/103
- 4,235,026 11/1980 Plagenhoef 36/32 R
- 4,744,157 5/1988 Dubner 36/88

(List continued on next page.)

OTHER PUBLICATIONS

- Nike 1991 Fall Catalog, Published Dec. 1990, pp. 8, 14, 32, and 46.
- Nike 1991 Spring Catalog, Published Jun. 1990, pp. 8, 12, 28, 30, 32, 42, 68, and 78.
- Nike 1990 Fall Catalog, Published Dec. 1989, pp. 4, 30, and 40.
- Nike 1990 Spring Catalog, Published Jun. 1989, pp. 4, 22, 24, and 40.
- Nike 1989 Fall Catalog, Published Dec. 1988, pp. 4, 8, and 22.
- Nike 1989 Spring Catalog, Published Jun. 1988, pp. 8, and 28.
- Nike 1988 Fall Catalog, Published Dec. 1987, pp. 4 and 68.
- Nike 1988 Spring Catalog, Published Jun. 1987, pp. 2, 4 and 24.

Primary Examiner—Doris V. Coles
Attorney, Agent, or Firm—Banner & Allegretti, Ltd.

[57] CLAIM

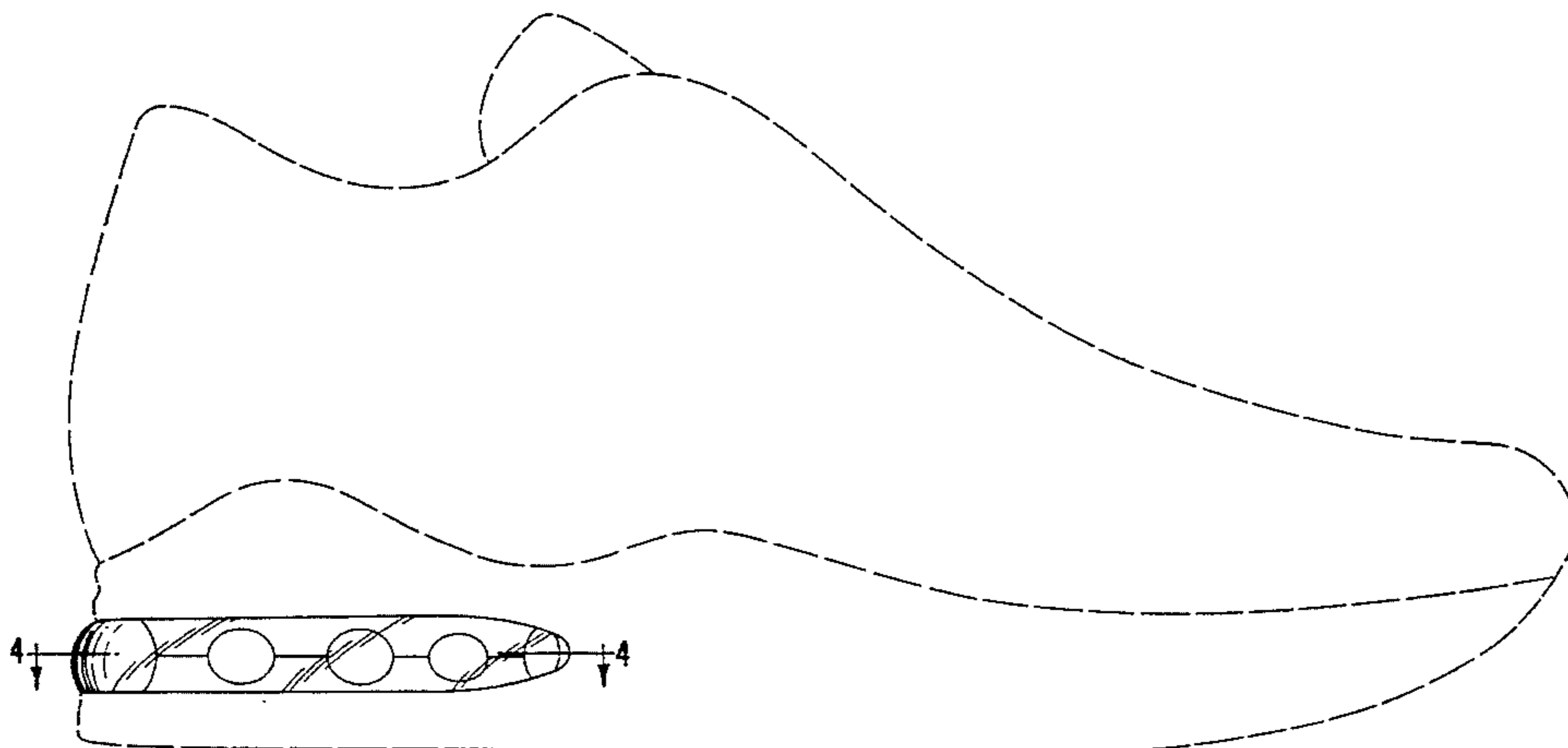
The ornamental design for a bladder element for a shoe sole, as shown and described.

DESCRIPTION

FIG. 1 is a right side elevational view of a bladder element for a shoe sole showing our new design; FIG. 2 is a left side elevational view thereof; FIG. 3 is a rear elevational view thereof; and, FIG. 4 is a cross-sectional view taken along the line 4-4 of FIG. 1.

The broken line showing of a shoe in FIGS. 1-3 and a partial shoe in FIG. 4 is for illustrative purposes only and forms no part of the claimed design.

1 Claim, 3 Drawing Sheets

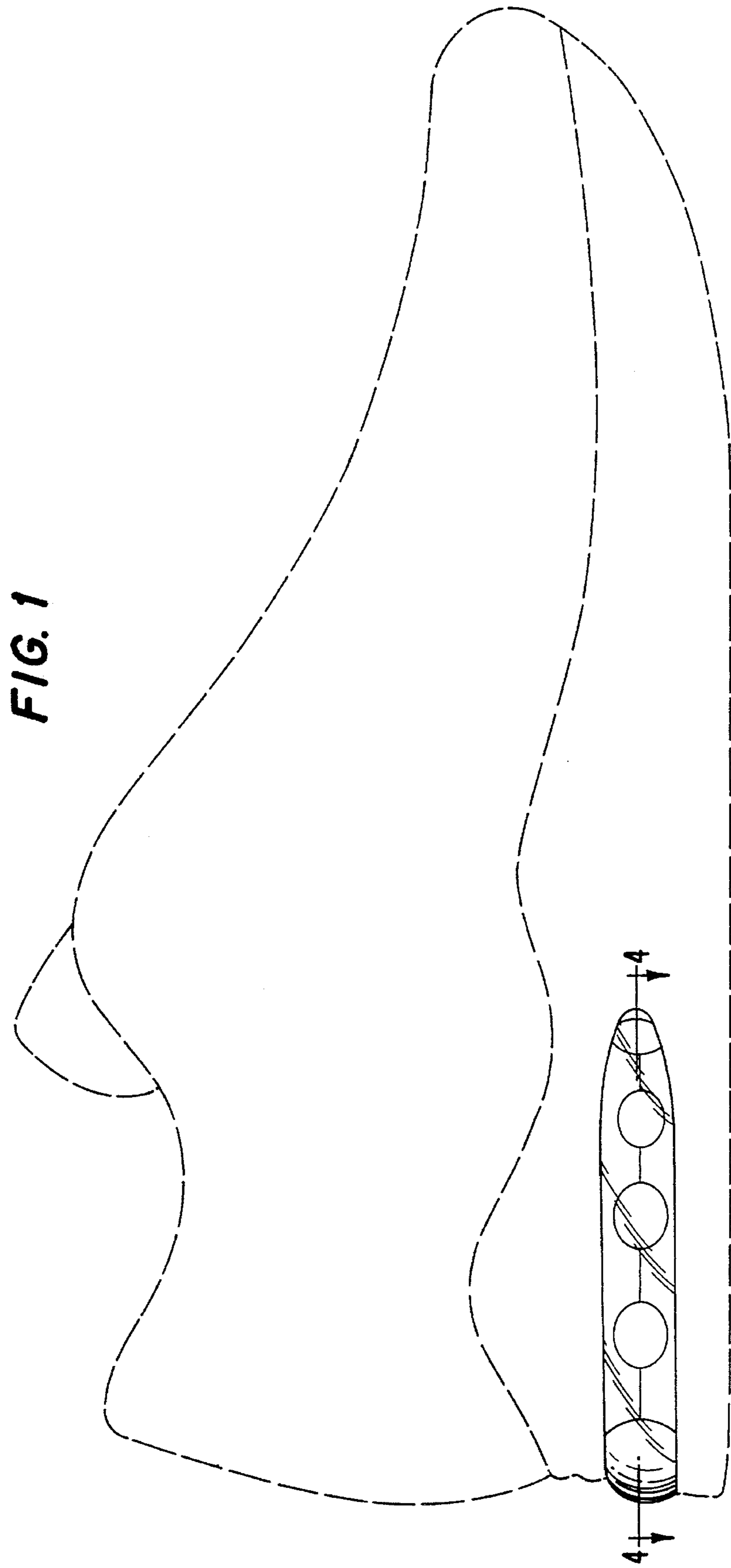


Des. 366,756

Page 2

U.S. PATENT DOCUMENTS

4,768,295	9/1988	Ito	36/28	4,970,807	11/1990	Anderie et al.	36/28
4,817,304	4/1989	Parker et al.	36/114	4,972,611	11/1990	Swartz et al.	36/28
4,918,841	4/1990	Turner et al.	36/114	5,005,300	4/1991	Diaz et al.	36/114
4,936,029	6/1990	Rudy	36/29	5,042,176	8/1991	Rudy	36/29
				5,060,401	10/1991	Whatley	36/25 R
				5,131,174	7/1992	Drew et al.	36/35 R
				5,195,256	3/1993	Kim	36/27



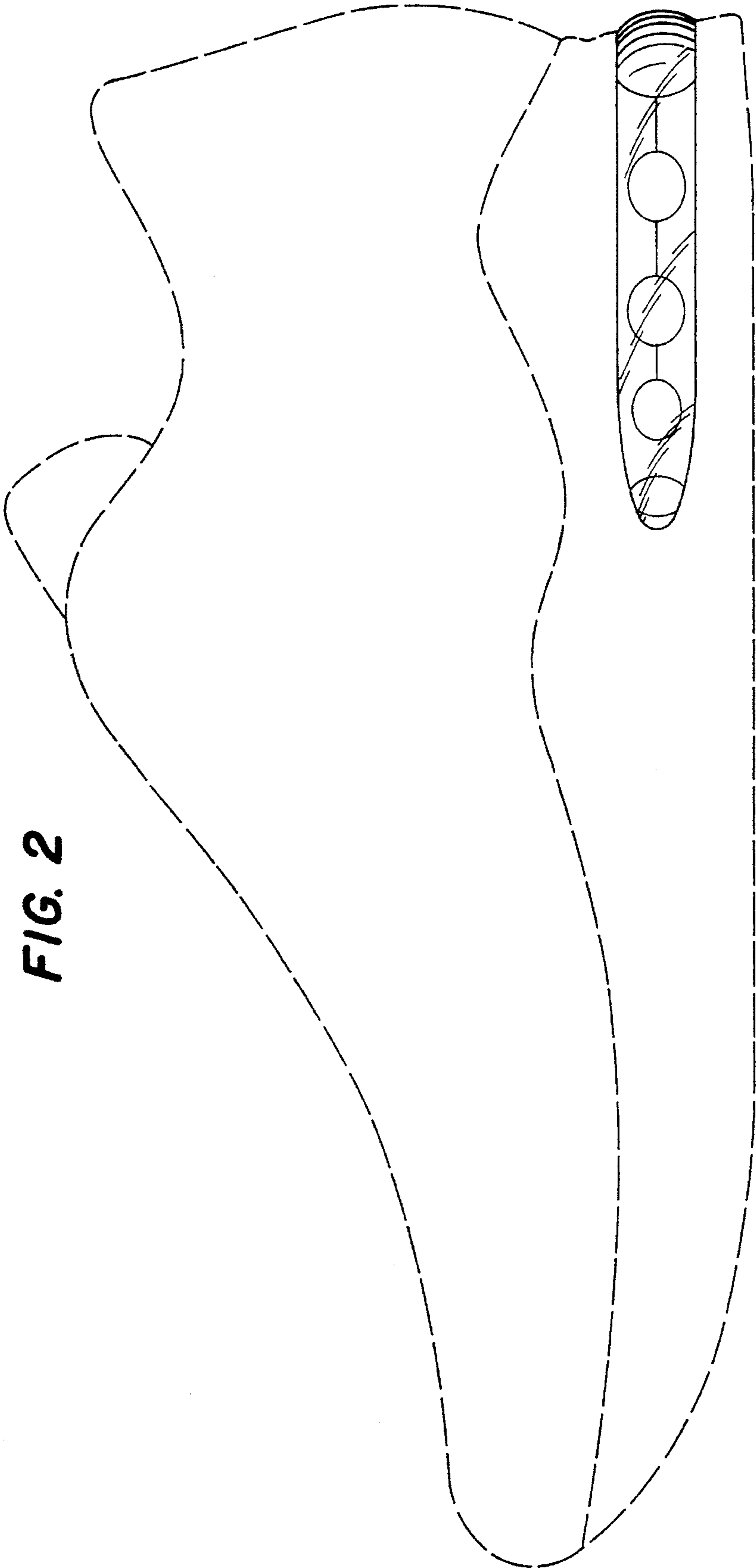


FIG. 2

FIG. 3

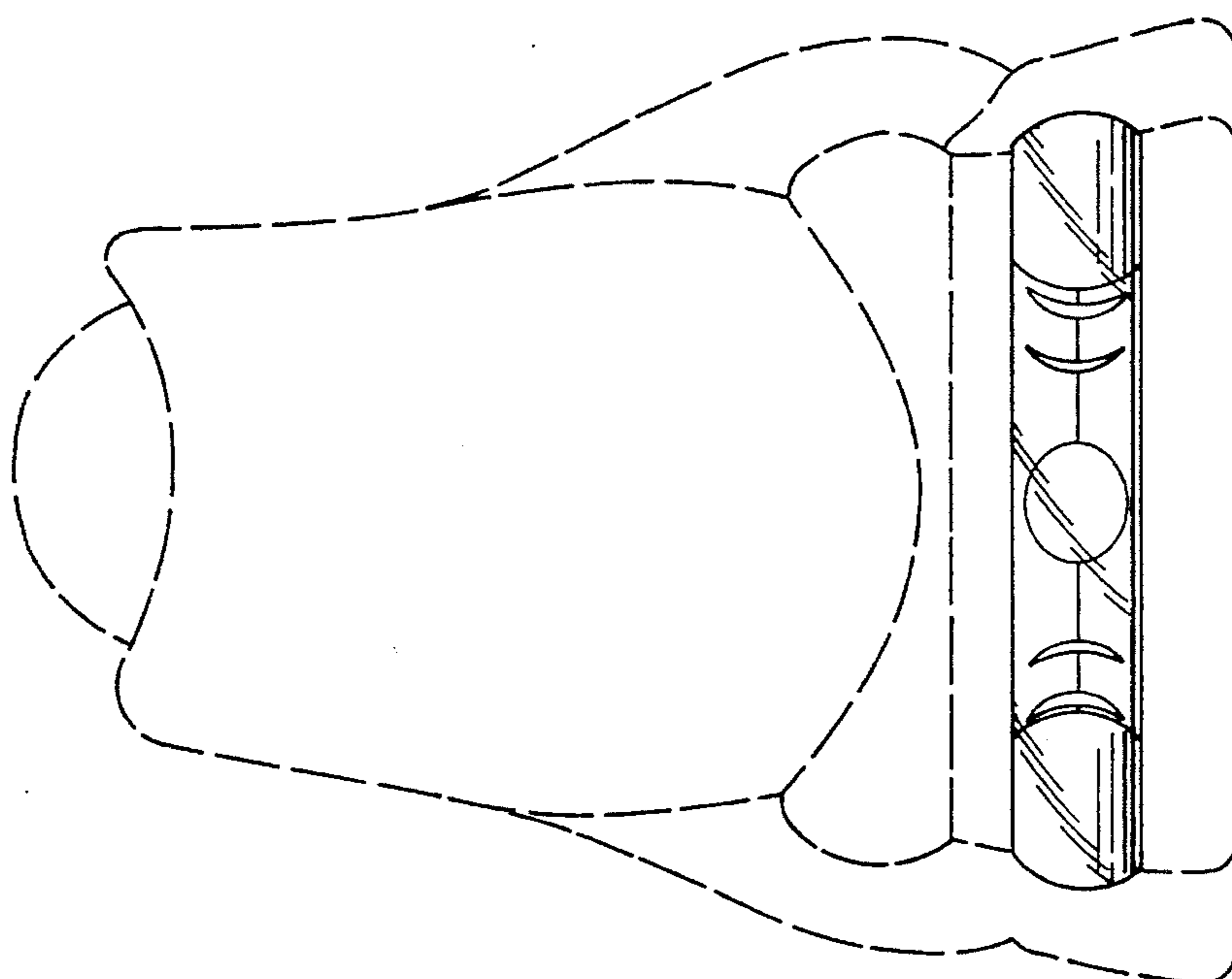


FIG. 4

