



US00D366754S

United States Patent [19]
Valverde

[11] **Patent Number: Des. 366,754**

[45] **Date of Patent: **Feb. 6, 1996**

[54] **SHOE SOLE**

[75] **Inventor: Rucky Z. Valverde, Gallarate, Italy**

[73] **Assignee: Vibram S.p.A., Italy**

[**] **Term: 14 Years**

[21] **Appl. No.: 25,735**

[22] **Filed: Jul. 11, 1994**

[52] **U.S. Cl. D2/954; D2/951; D2/955;
D2/956; D2/960**

[58] **Field of Search D2/902, 907, 908,
D2/947, 950-960, 945, 946, 961; 36/83,
84, 89, 102, 103, 104, 105, 106, 107, 112,
113, 114, 115, 126, 127, 128, 129, 130,
3 B, 22 R, 24.5, 25 R, 30 R, 32 R, 59 R**

[56] **References Cited**

U.S. PATENT DOCUMENTS

D. 195,542 7/1963 Webster D2/957

D. 216,246	12/1969	Mistarz	D2/954
D. 266,372	10/1982	Stubblefield	D2/954
D. 291,945	9/1987	Kelley et al.	D2/954
D. 339,675	9/1993	Austin	D2/954
D. 345,453	3/1994	Carpenter	D2/954
1,524,782	2/1925	Clarke	36/59 R

Primary Examiner—Celia Murphy
Attorney, Agent, or Firm—Samuels, Gauthier & Stevens

[57] **CLAIM**

The ornamental design for a shoe sole, as shown and described.

DESCRIPTION

FIG. 1 is a bottom plan view of a shoe sole showing my new design, the top being planar and unornamented;
FIG. 2 is a left side elevational view thereof;
FIG. 3 is a right side elevational view thereof;
FIG. 4 is a front edge elevational view thereof; and,
FIG. 5 is a rear edge elevational view.

1 Claim, 3 Drawing Sheets

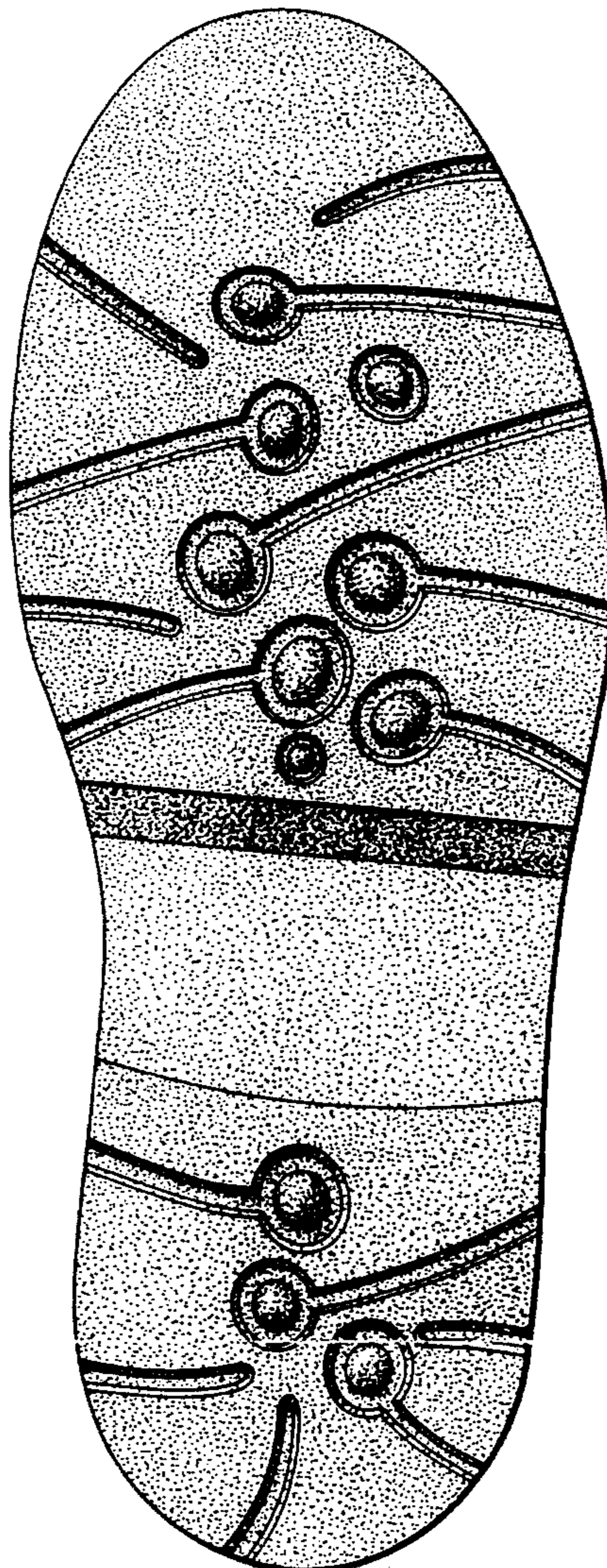


FIG. 1

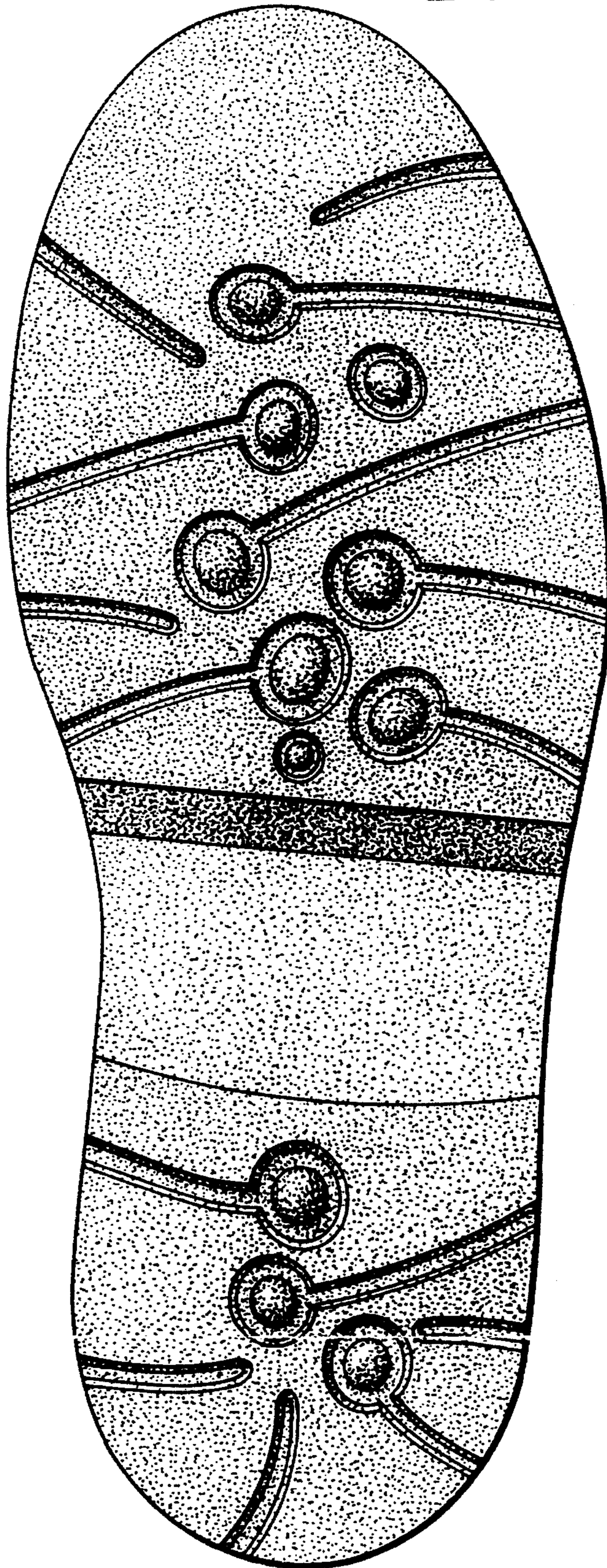


FIG. 2

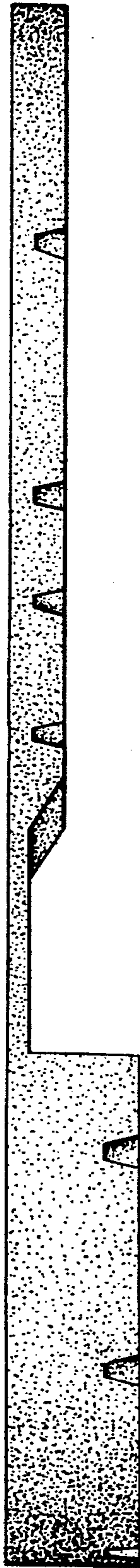



FIG. 3






FIG. 4




FIG. 5