



US00D366739S

**United States Patent** [19]  
**von Grolman et al.**

[11] **Patent Number: Des. 366,739**  
[45] **Date of Patent: \*\*Jan. 30, 1996**

[54] **COMBINED CLEANING AND WIPING DEVICE**

[75] Inventors: **Tassilo von Grolman**, Oberusel;  
**Bernhard Heise**, Friedberg; **Uwe Dingert**, Abtsteinach, all of Germany

[73] Assignee: **Vileda GmbH**, Germany

[\*\*] Term: **14 Years**

[21] Appl. No.: **33,011**

[22] Filed: **Jan. 3, 1995**

[30] **Foreign Application Priority Data**

Jul. 4, 1994 [DE] Germany ..... M9405437.1

[52] **U.S. Cl.** ..... **D32/42**

[58] **Field of Search** ..... D32/42, 41, 46,  
D32/48, 49; 15/105, 117, 121, 111, 116.2,  
220.1, 232, 236.01, 245

[56] **References Cited**

**U.S. PATENT DOCUMENTS**

D. 213,721	4/1969	Lorenz, Jr. ....	D32/41
D. 279,932	7/1985	Bergstrom .....	D32/41
D. 296,946	7/1988	Stirling .....	D32/41
D. 307,963	5/1990	Newman, Sr. et al. ....	D32/41
D. 343,265	1/1994	Pollak et al. ....	D32/41
947,145	1/1910	Ax .....	15/245
948,641	2/1910	Bailey .....	15/245
1,655,085	1/1928	Beveridge et al. ....	15/117
1,761,180	6/1930	Cave et al. ....	15/117
1,778,121	10/1930	Paull .....	D32/41 X
2,278,208	3/1942	Minnis .....	15/245
3,110,052	11/1963	Whitman .....	15/117
3,457,579	7/1969	Shea .....	15/245
4,430,769	2/1984	Bergstrom .....	15/245
5,083,338	1/1992	Unger .....	15/121

**FOREIGN PATENT DOCUMENTS**

0445376A1	11/1991	European Pat. Off. ....	H01R 13/514
WO93/8725	5/1993	WIPO .	

*Primary Examiner*—A. Hugo Word  
*Assistant Examiner*—Cynthia E. Ramirez  
*Attorney, Agent, or Firm*—Dressler, Goldsmith, Shore &

Milnamow, Ltd.

[57] **CLAIM**

The ornamental design for a combined cleaning and wiping device, as shown and described.

**DESCRIPTION**

FIG. 1 is a top view of a combined cleaning and wiping device showing our new design;

FIG. 2 is a side view of the aforesaid device, as seen from the right side, the left side being a mirror image of the right side;

FIG. 3 is a perspective view of the aforesaid device, as seen from the top and front;

FIG. 4 is a perspective view of the aforesaid device, as seen from the top and back;

FIG. 5 is a bottom view of the aforesaid device;

FIG. 6 is a perspective view of the aforesaid device, as seen from the top, front, and right side;

FIG. 7 is a perspective view of the aforesaid device, as seen from the top, back, and left side;

FIG. 8 is a perspective view of the aforesaid device, as seen from the top and right side;

FIG. 9 is a top view of a wiping tool removed from the aforesaid device;

FIG. 10 is a side view of the wiping tool, as seen from the right side, the left side being a mirror image of the right side;

FIG. 11 is a perspective view of the wiping tool, as seen from the top and front;

FIG. 12 is a perspective view of the wiping tool, as seen from the top and back;

FIG. 13 is a perspective view of the wiping tool, as seen from the top and right side;

FIG. 14 is a bottom view of the wiping tool;

FIG. 15 is a top view of a cleaning tool removed from the aforesaid device;

FIG. 16 is a side view of the cleaning tool, as seen from the right side, the left side being a mirror image of the right side;

FIG. 17 is a perspective view of the cleaning tool, as seen from the top and front;

FIG. 18 is a perspective view thereof, as seen from the top and back;

FIG. 19 is a perspective view thereof, as seen from the top and right side;

(Description continued on next page.)




FIG. 20 is a bottom view thereof;

FIG. 21 is a top view of the cleaning tool after a cleaning pad has been removed from the cleaning tool;

FIG. 22 is a side view of the cleaning tool, as seen from the right side, the left side being a mirror image of the right side;

FIG. 23 is a perspective view of the cleaning tool, as seen from the top and back;

FIG. 24 is a perspective view of the cleaning tool, as seen from the top and right side;

FIG. 25 is a bottom view of the cleaning tool;

FIG. 26 is a top view of a wiping tool removed from the aforesaid device;

FIG. 27 is a side view of the wiping tool, as seen from the right side, the left side being a mirror image of the right side;

FIG. 28 is a perspective view of the wiping tool, as seen from the top and front;

FIG. 29 is a perspective view of the wiping tool, as seen from the top and back;

FIG. 30 is a perspective view of the wiping tool, as seen from the top and right side;

FIG. 31 is a bottom view of the wiping tool;

FIG. 32 is a top view of the cleaning pad;

FIG. 33 is a side view of the cleaning pad, as seen from the right side, the left side being a mirror image of the right side;

and,

FIG. 34 is a bottom view of the cleaning pad.

**1 Claim, 17 Drawing Sheets**

FIG. 1




FIG. 2

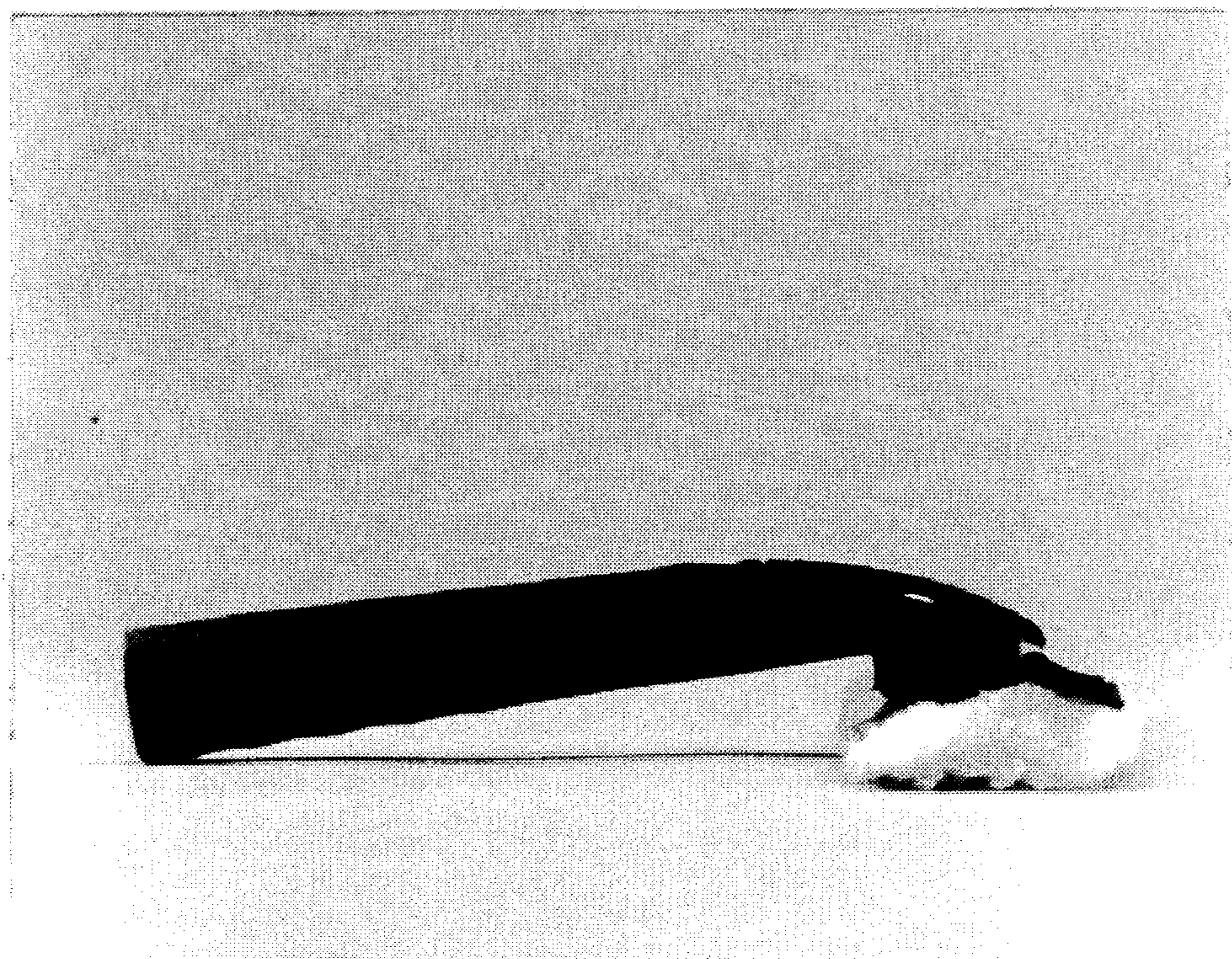


FIG. 3




FIG. 4




FIG. 5




FIG. 6




FIG. 7




FIG. 8




FIG. 9




FIG. 10




FIG. 11




FIG. 12

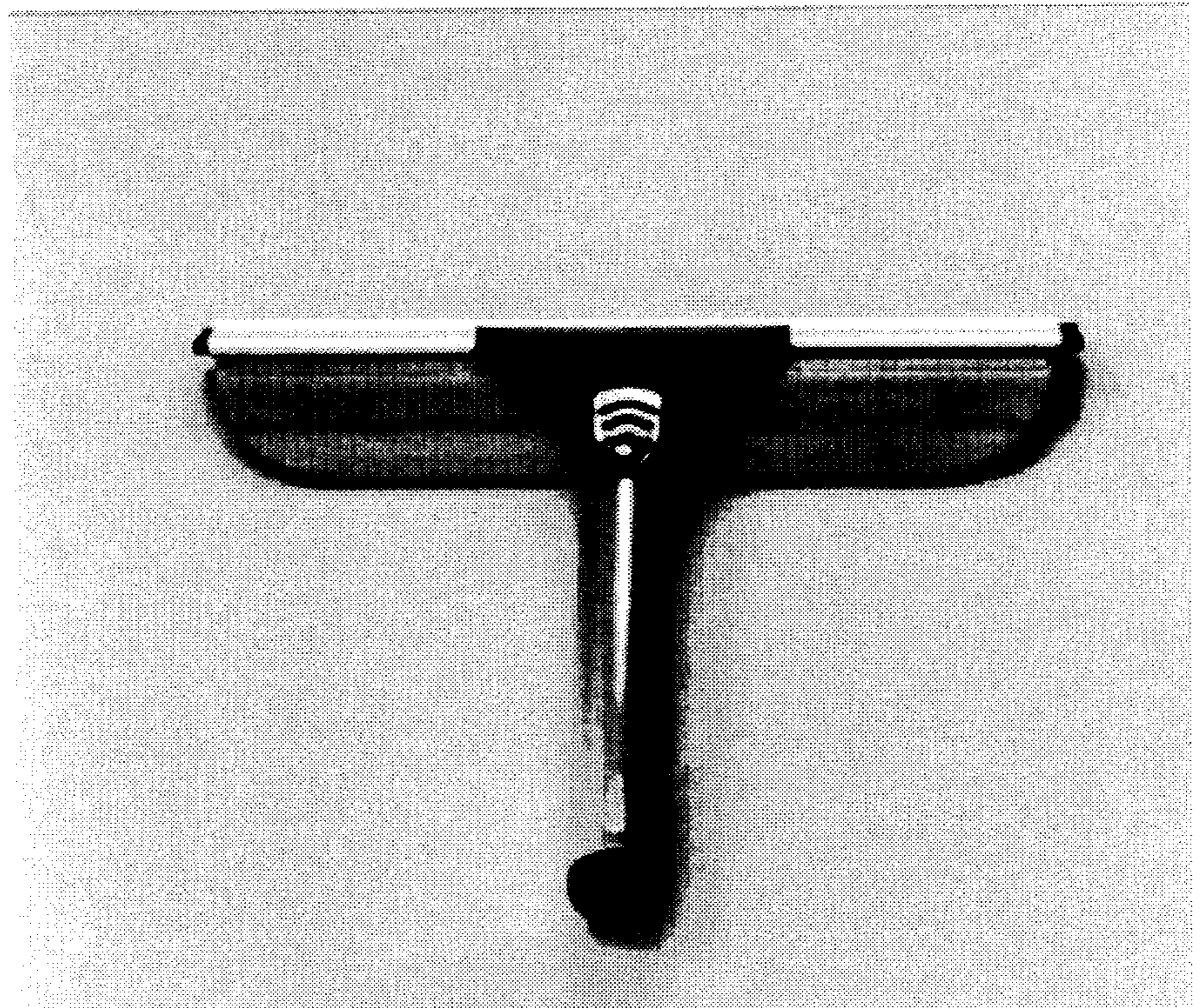




FIG. 13




FIG. 14




FIG. 15




FIG. 16




FIG. 17




FIG. 18

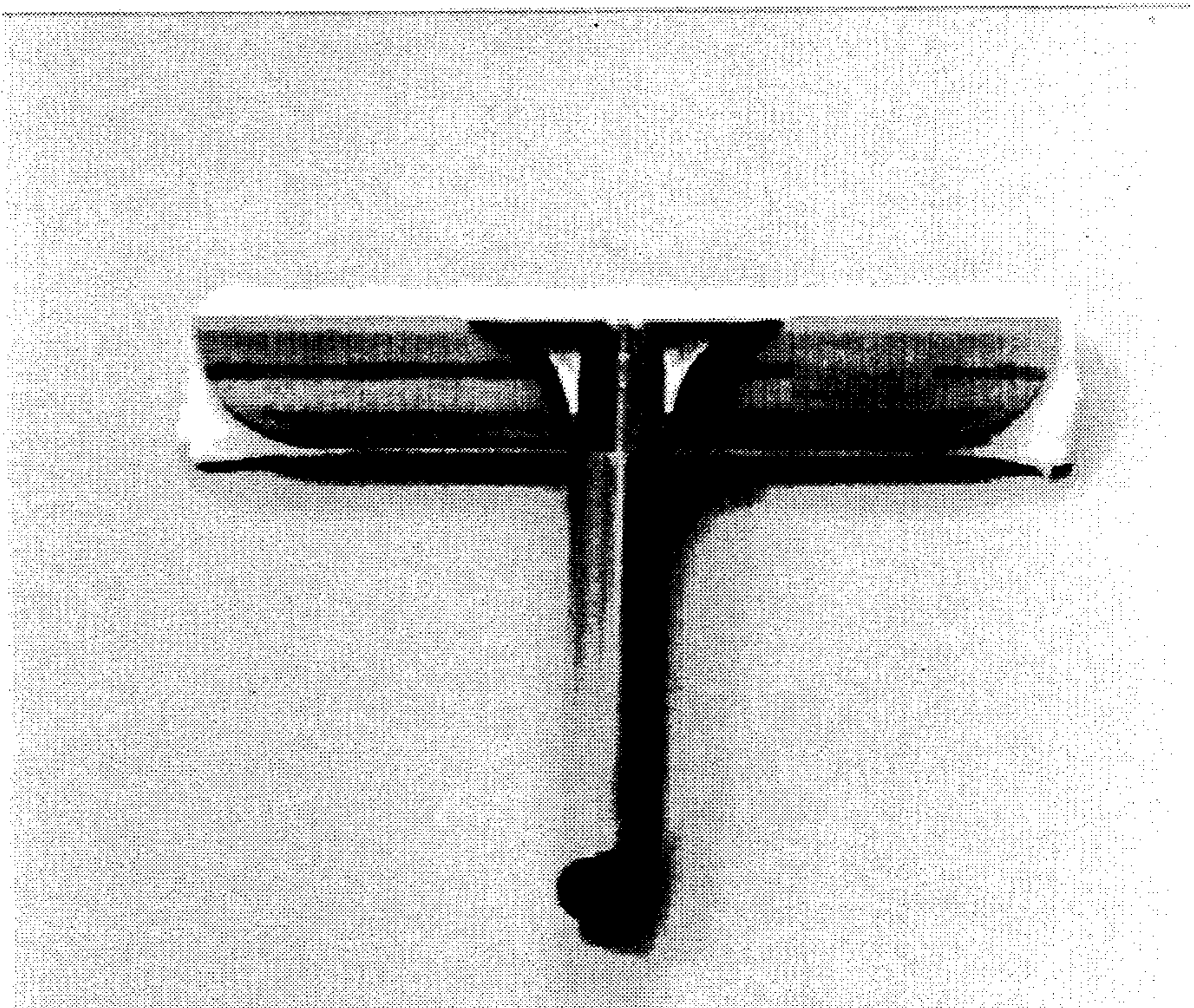


FIG. 19




FIG. 20

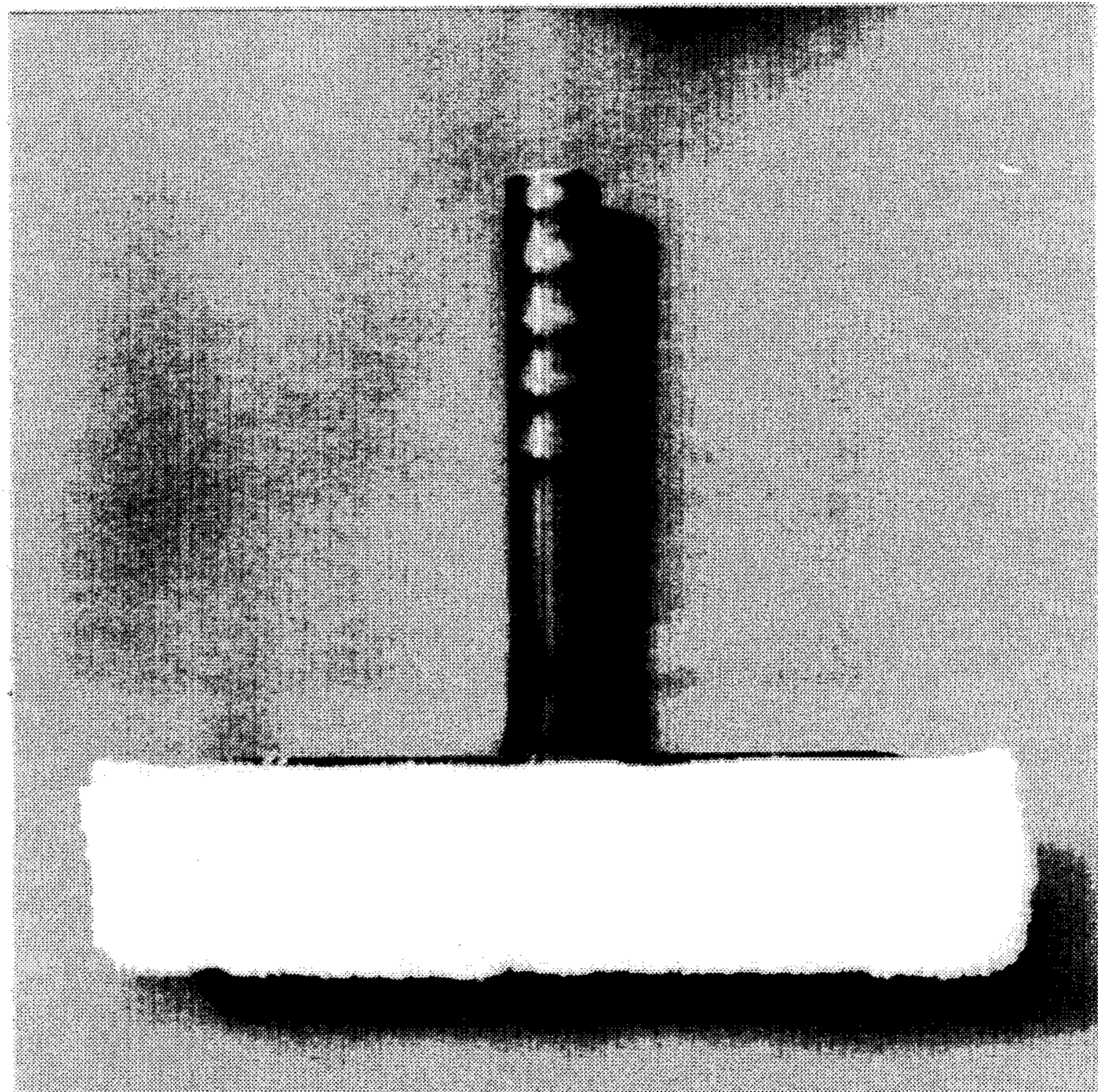


FIG. 21




FIG. 22




FIG. 23




FIG. 24




FIG. 25




FIG. 26




FIG. 27



FIG. 28






FIG. 29




FIG. 30




FIG. 31




FIG. 32




FIG. 33

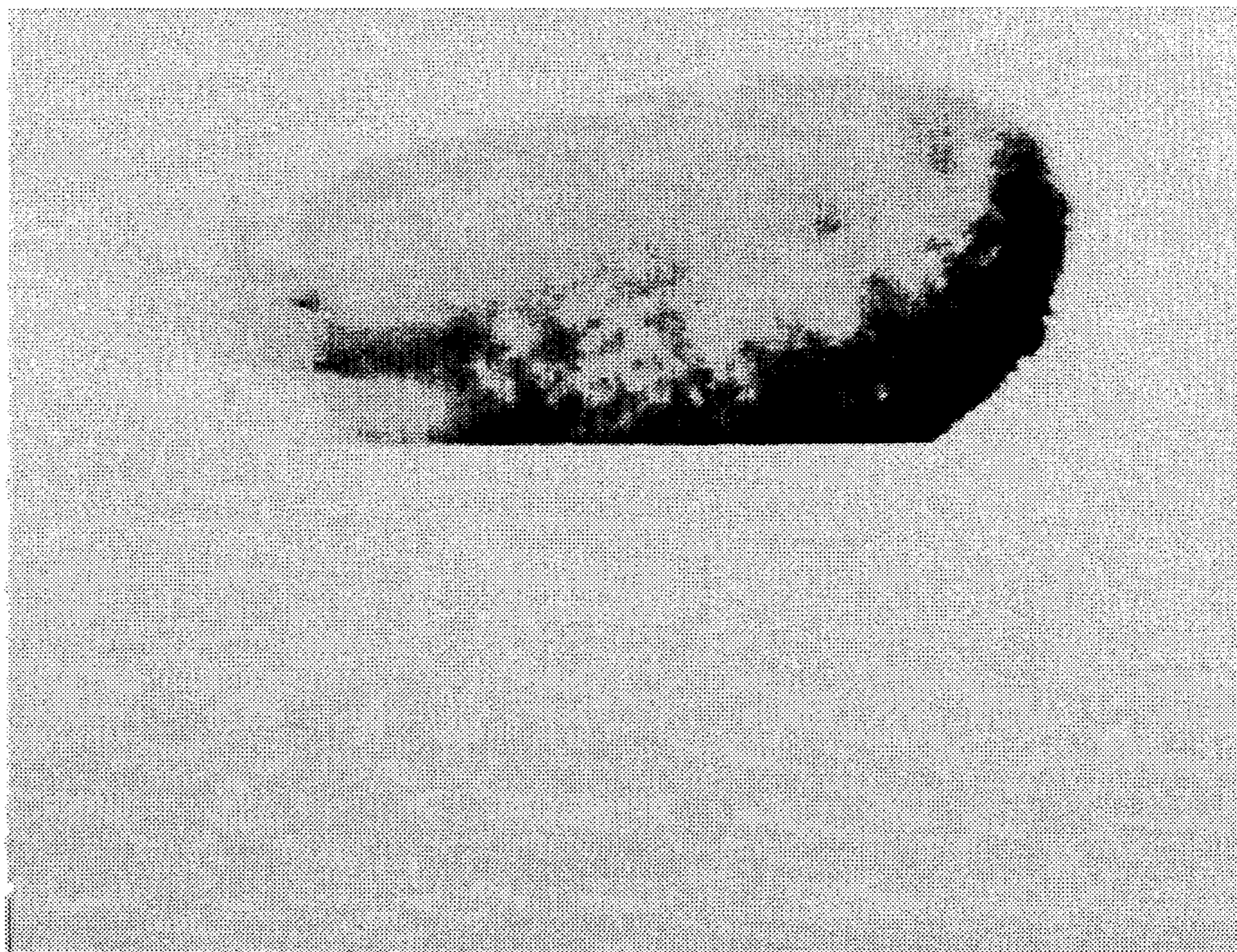



FIG. 34



UNITED STATES PATENT AND TRADEMARK OFFICE  
**CERTIFICATE OF CORRECTION**

PATENT NO. : Des. 366,739  
DATED : January 30, 1996  
INVENTOR(S) :  
von Grolman et al.

It is certified that error appears in the above-identified patent and that said Letters Patent is hereby corrected as shown below:

In the Title, "DEVICE" should be --UNIT--.

In each of FIG. 1 through FIG. 9, the word "device" should be --unit--.

Signed and Sealed this  
Twenty-eighth Day of May, 1996

*Attest:*



**BRUCE LEHMAN**

*Attesting Officer*

*Commissioner of Patents and Trademarks*