



US00D366728S

# United States Patent [19] Ryu

[11] Patent Number: **Des. 366,728**

[45] Date of Patent: **\*\*Jan. 30, 1996**

[54] **DISPOSABLE RAZOR HANDLE**  
[75] Inventor: **Ki Jae Ryu**, Seoul, Rep. of Korea  
[73] Assignee: **DORCO Co., Ltd.**, Kyunggi-do, Rep. of Korea  
[\*\*] Term: **14 Years**

[21] Appl. No.: **26,961**  
[22] Filed: **Aug. 10, 1994**

[30] **Foreign Application Priority Data**  
Apr. 7, 1994 [KR] Rep. of Korea ..... 1994-7059  
[52] **U.S. Cl.** ..... **D28/48**  
[58] **Field of Search** ..... D28/44-48; 30/32,  
30/47-51, 62, 66, 67, 85, 86

[56] **References Cited**  
**U.S. PATENT DOCUMENTS**  
D. 215,995 11/1969 Harper ..... D28/46  
D. 230,223 1/1974 Glaberson ..... D28/48  
D. 240,569 7/1976 Saito ..... D28/46  
D. 243,419 2/1977 Hedley ..... D28/48  
D. 250,130 10/1978 Douglas ..... D28/46

D. 260,303 8/1981 Wordtmann ..... D28/46  
D. 268,291 3/1983 Jones ..... D28/48  
D. 269,915 7/1983 Iten et al. .... D28/46  
D. 304,097 10/1989 Bonori ..... D28/46

### FOREIGN PATENT DOCUMENTS

1557818 12/1979 United Kingdom ..... 30/32

*Primary Examiner*—Ted Shooman  
*Assistant Examiner*—C. Tuttle  
*Attorney, Agent, or Firm*—Brumbaugh, Graves, Donohue & Raymond

### [57] CLAIM

The ornamental design for a disposable razor handle, as shown and described.

### DESCRIPTION

FIG. 1 is a perspective view of a disposable razor handle; FIG. 2 is a right side elevational view thereof; the side opposite being a mirror image of the side shown; FIG. 3 is a front elevational view; FIG. 4 is a rear elevational view; FIG. 5 is a top plan view thereof; and, FIG. 6 is a bottom plan view thereof.

**1 Claim, 2 Drawing Sheets**

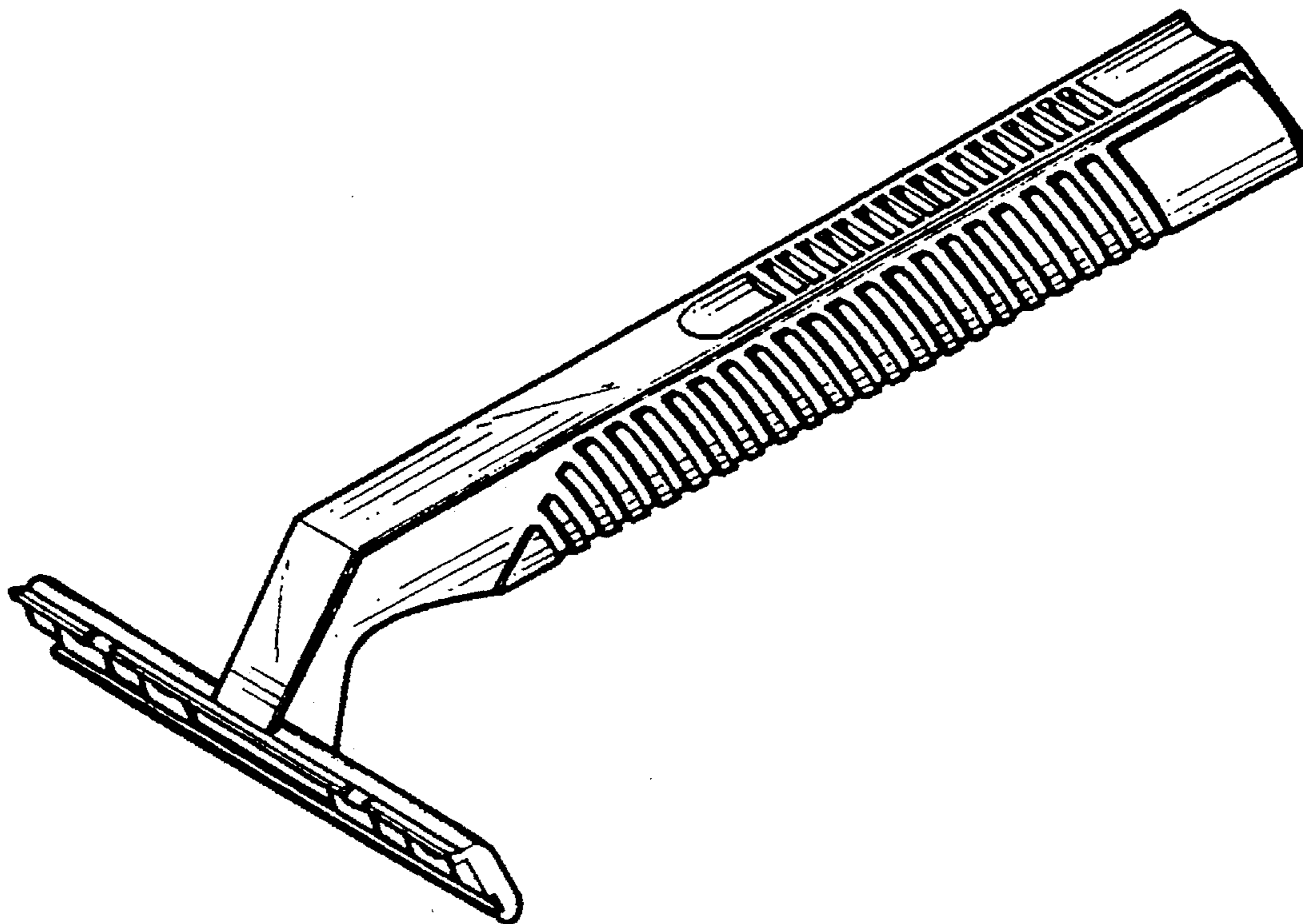


FIG. 1

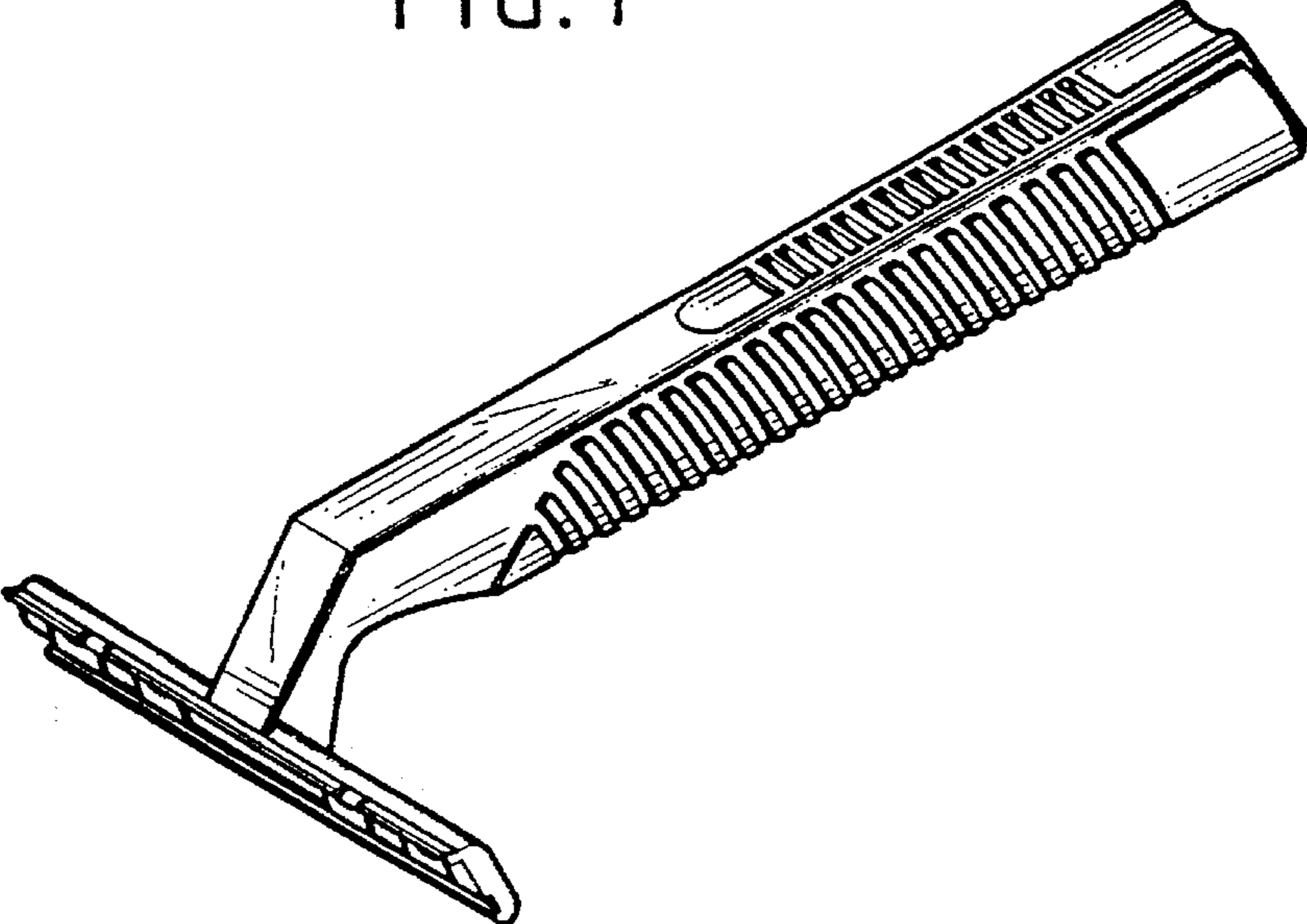


FIG. 2



FIG. 3

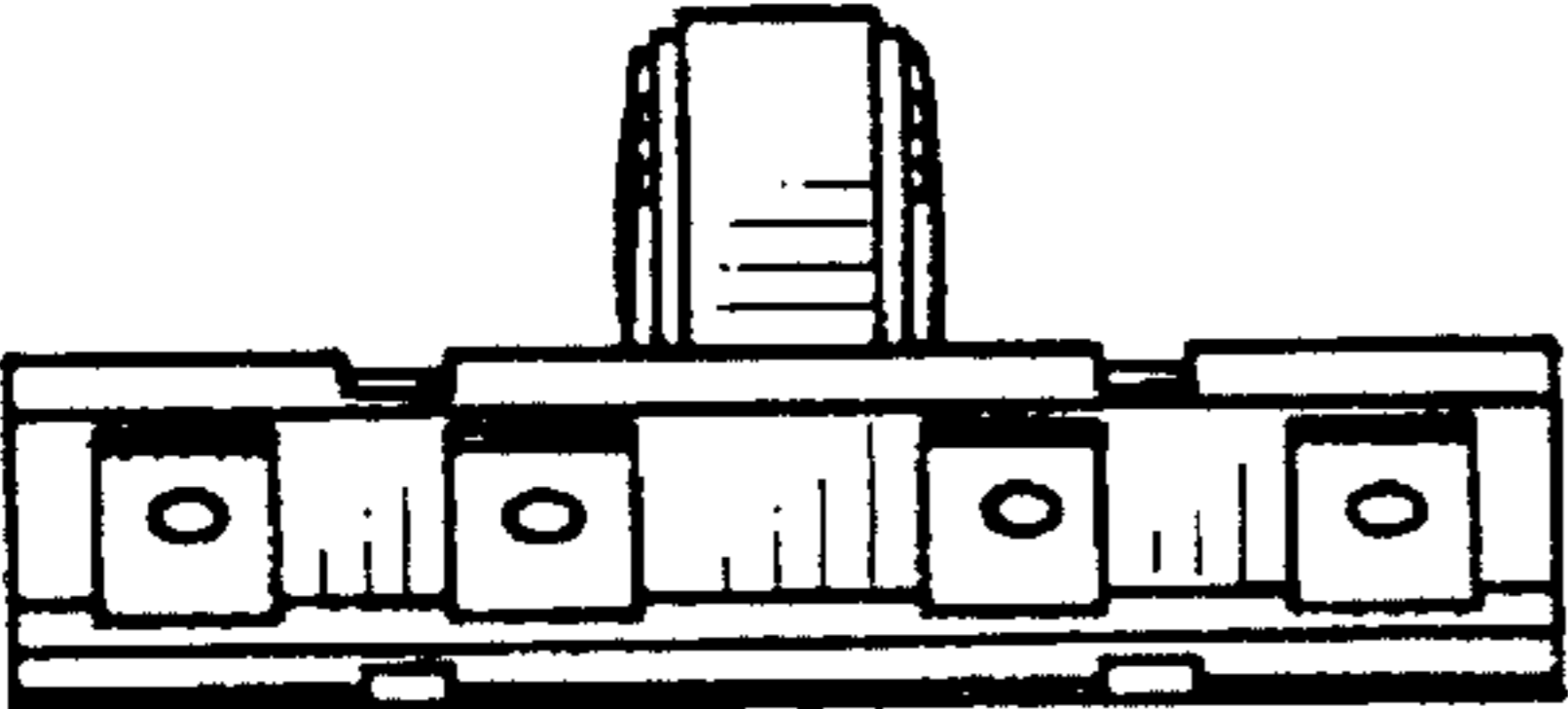


FIG. 4




FIG. 5

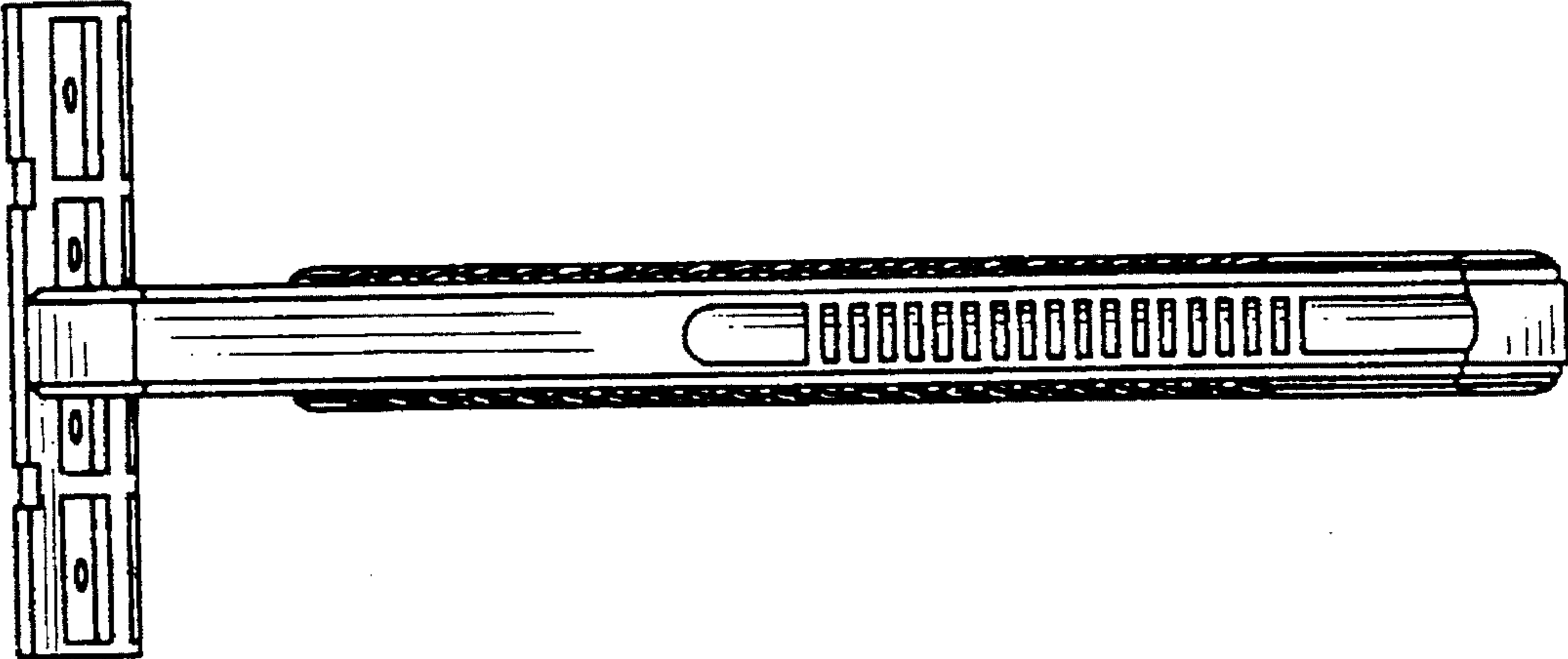


FIG. 6

