



US00D366653S

United States Patent [19]

[11] Patent Number: **Des. 366,653**

Lovegrove et al.

[45] Date of Patent: ****Jan. 30, 1996**

[54] WRISTREST

[75] Inventors: **Ross Lovegrove**, London, England;
Stephen Peart, Campbell, Calif.

[73] Assignee: **Westinghouse Electric Corporation**,
Pittsburgh, Pa.

[**] Term: **14 Years**

[21] Appl. No.: **26,355**

[22] Filed: **Jul. 26, 1994**

[52] U.S. Cl. **D14/114**

[58] Field of Search D14/100, 114;
D18/12; 248/118, 118.1, 118.3, 118.5, 346,
489, 917-924; 400/689-693, 715; D6/601;
5/448, 623

[56] References Cited

U.S. PATENT DOCUMENTS

D. 318,202	7/1991	Weber	D6/601
D. 335,876	5/1993	Anello, Jr. et al.	D14/114
D. 344,499	2/1994	Ståhl et al.	D14/114
D. 352,934	11/1994	Juster	D14/114
5,125,606	6/1992	Cassano et al.	D14/114 X
5,183,230	2/1993	Walker et al.	248/346 X

OTHER PUBLICATIONS

“Designer Ergonomics”, Patricia Dane Rogers, *The Washington Post*, Aug. 12, 1993.

“Currents—New Problems, New Solutions”, Suzanne Stephens, *The New York Times*, p. c—3, Aug. 12, 1993.

“Computer-Intensive Environments”, *Today’s Facility Manager*, p. 6, Sep. 1993.

Primary Examiner—M. H. Tung

Attorney, Agent, or Firm—Carla J. Vrsansky

[57] CLAIM

The ornamental design for a wristrest, as shown and described.

DESCRIPTION

FIG. 1 is a perspective view of a wristrest showing our new design;

FIG. 2 is a front elevational view thereof;

FIG. 3 is a top plan view thereof;

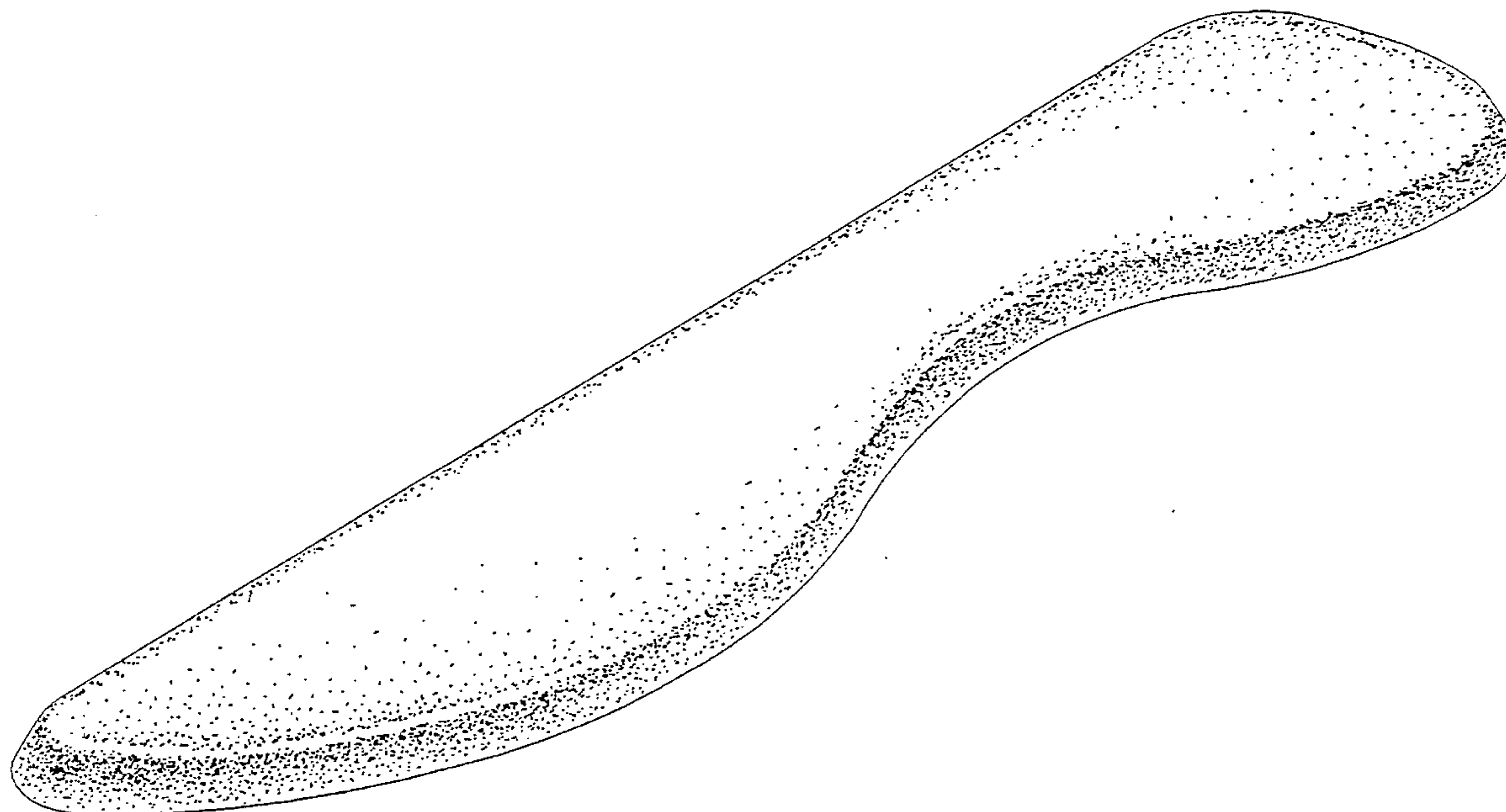
FIG. 4 is a rear elevational view thereof;

FIG. 5 is a bottom plan view thereof;

FIG. 6 is a right side elevational view thereof; and,

FIG. 7 is a left side elevational view thereof.

1 Claim, 4 Drawing Sheets



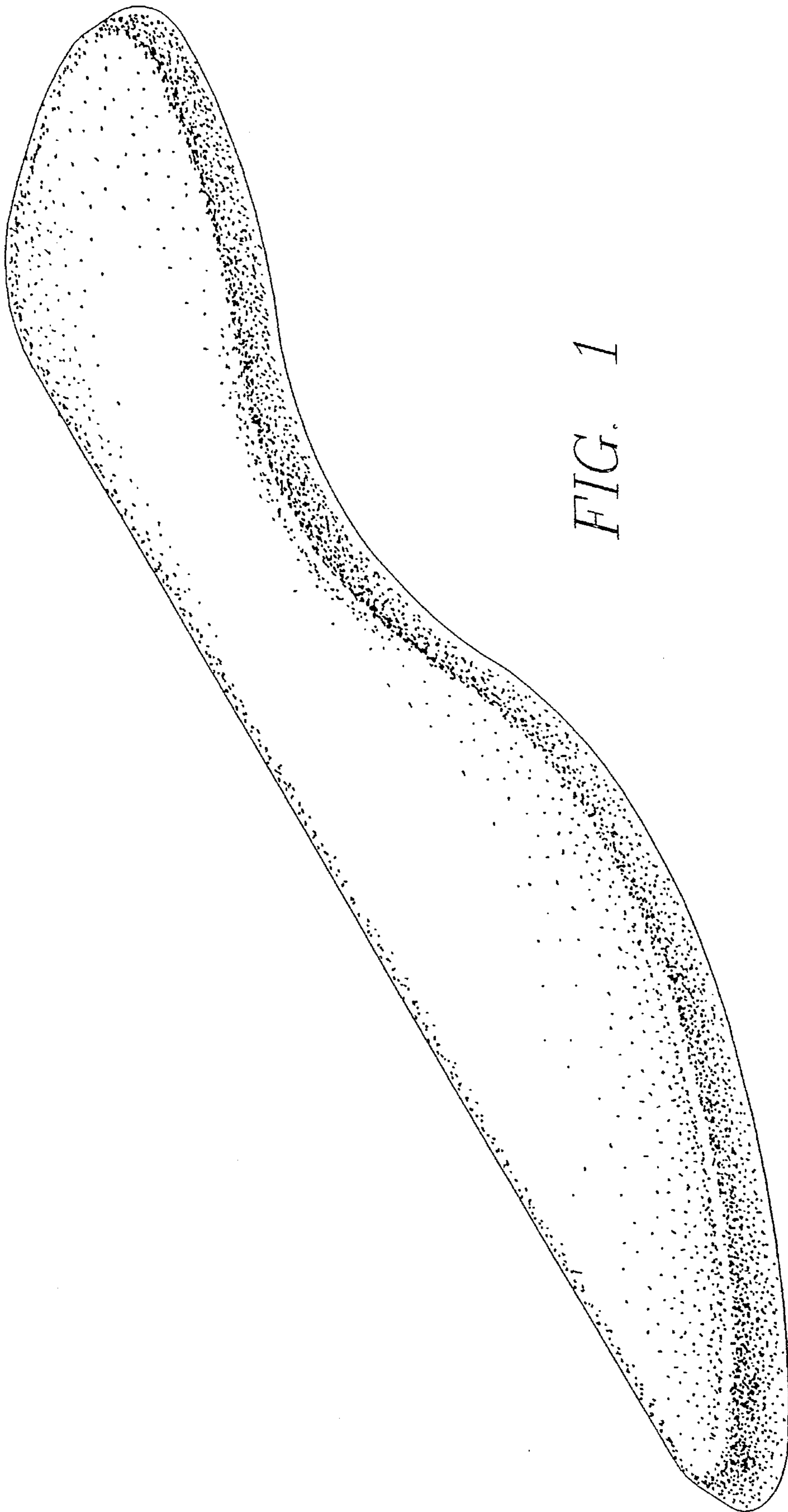


FIG. 1




FIG. 3




FIG. 2

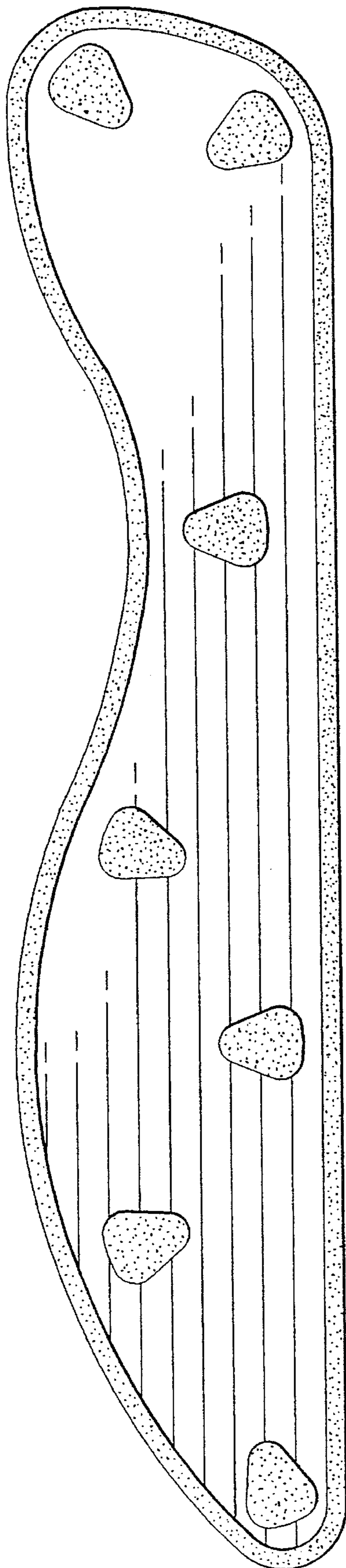


FIG. 5




FIG. 4




FIG. 6




FIG. 7