



US00D366642S

# United States Patent [19]

Brooks et al.

[11] Patent Number: **Des. 366,642**

[45] Date of Patent: **\*\*Jan. 30, 1996**

[54] **MULTI PURPOSE FRIGATE**

[75] Inventors: **James P. Brooks; Ross L. Buck**, both of Gautier; **John P. Hackett**, Ocean Springs; **Kenneth E. Hoffman**, Gautier; **Kermit B. Pethtel, Jr.**, Ocean Springs; **John F. Robbins**, Gulfport; **William J. Steelman; Martin F. Fitzgerald**, both of Ocean Springs; **Thomas J. Thawley**, Pascagoula, all of Miss.

[73] Assignee: **Ingalls Shipbuilding Inc.**, Pascagoula, Miss.

[\*\*] Term: **14 Years**

[21] Appl. No.: **26,445**

[22] Filed: **Jul. 28, 1994**

[52] U.S. Cl. .... **D12/315; D12/300**

[58] Field of Search ..... **D12/300, 315, D12/318, 305; 114/57, 67 A**

[56] **References Cited**

**U.S. PATENT DOCUMENTS**

D. 188,923 9/1960 Gongwer ..... D12/315

D. 221,406 8/1971 Kimon ..... D12/315  
D. 291,980 9/1987 Chaplin ..... D12/318  
4,550,673 11/1985 Ingrason ..... 114/57

*Primary Examiner*—Kay H. Chin  
*Attorney, Agent, or Firm*—Gerald L. Lett

[57] **CLAIM**

The ornamental design of a multi-purpose frigate, as shown and described.

**DESCRIPTION**

FIG. 1 is a front perspective view of the multi-purpose frigate of the present invention;  
FIG. 2 is a front view in elevation of the multi-purpose frigate of FIG. 1;  
FIG. 3 is a rear view in elevation of the multi-purpose frigate of FIG. 1;  
FIG. 4 is a side view in elevation of the multi-purpose frigate of FIG. 1 as seen from the left hand side of FIG. 1;  
FIG. 5 is a top plan view of the multi-purpose frigate of FIG. 1; and,  
FIG. 6 is a bottom plan view of the multi-purpose frigate of FIG. 1.

**1 Claim, 2 Drawing Sheets**

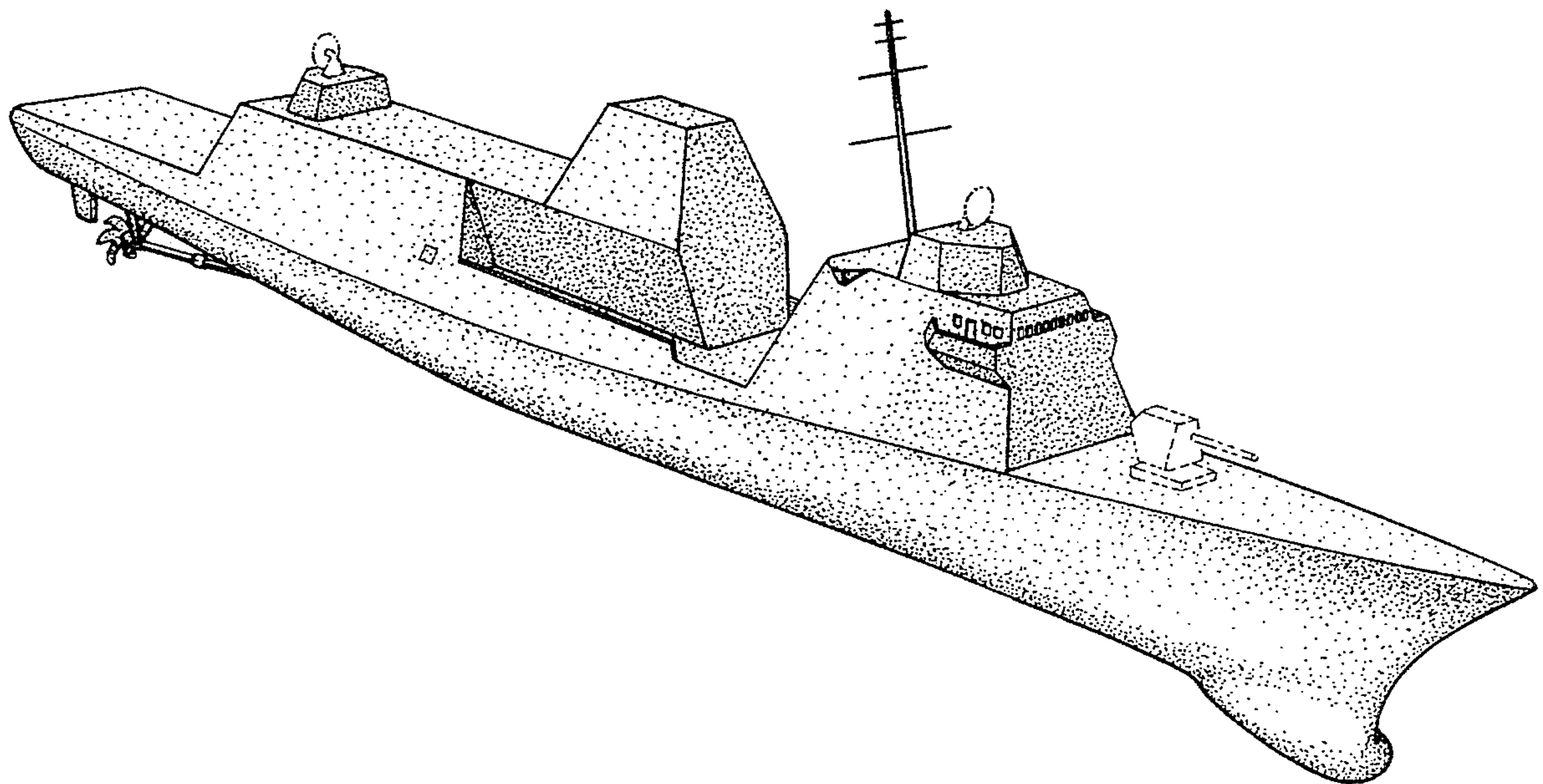


FIG. 1

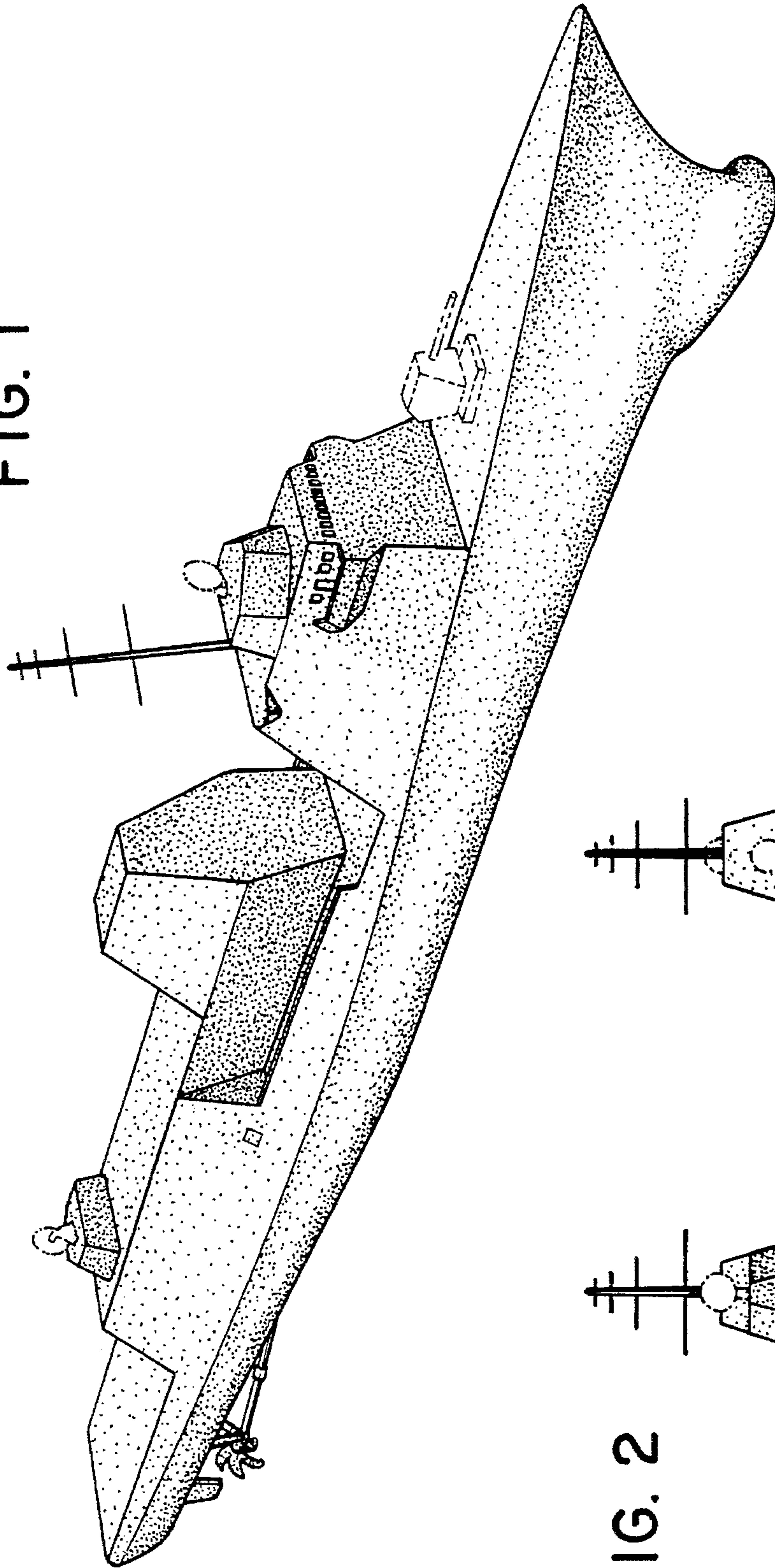


FIG. 3

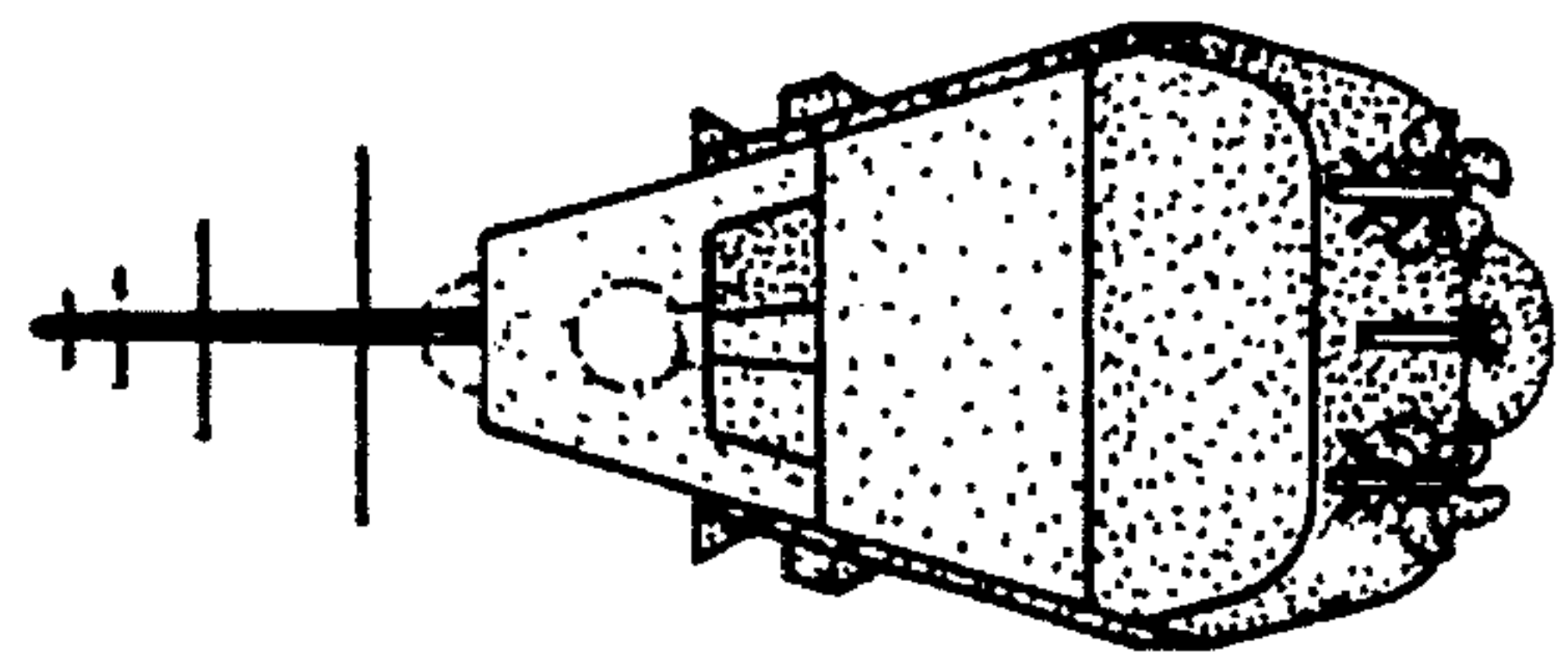


FIG. 2

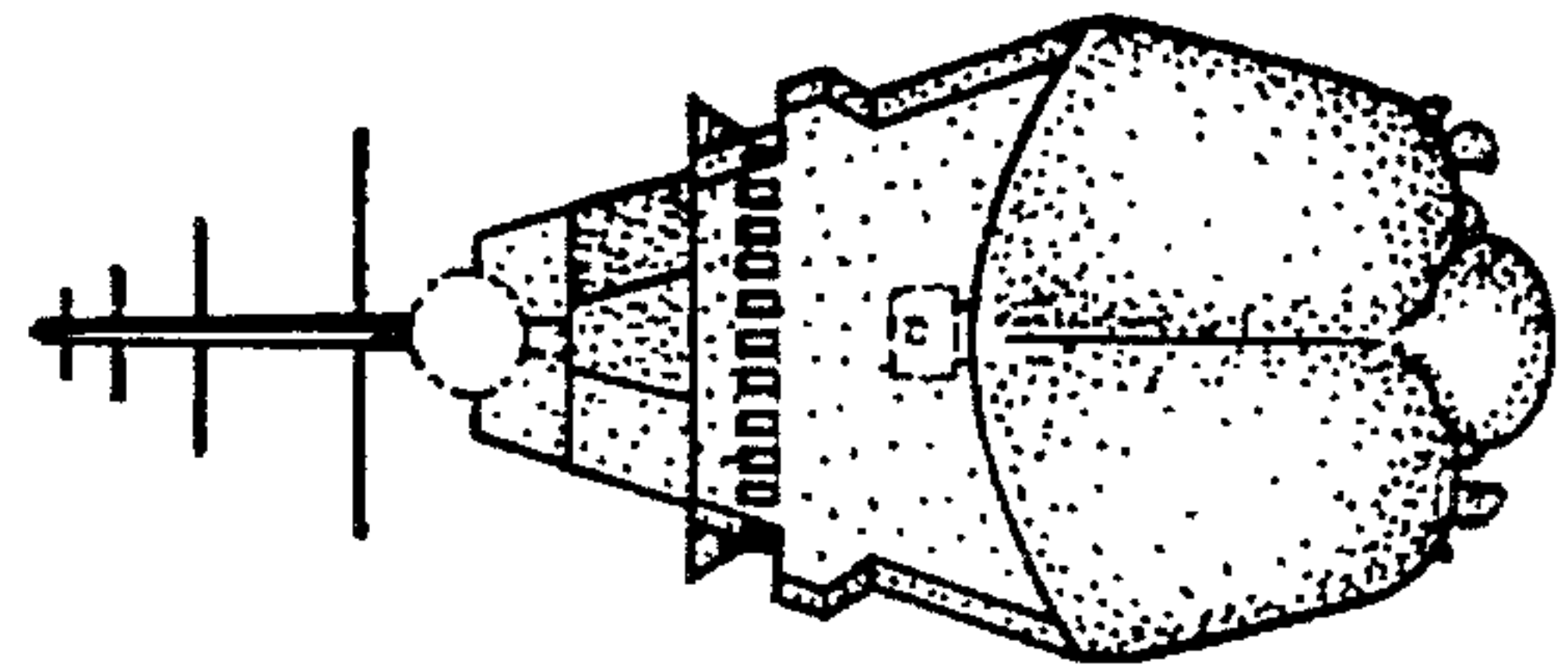




FIG. 4

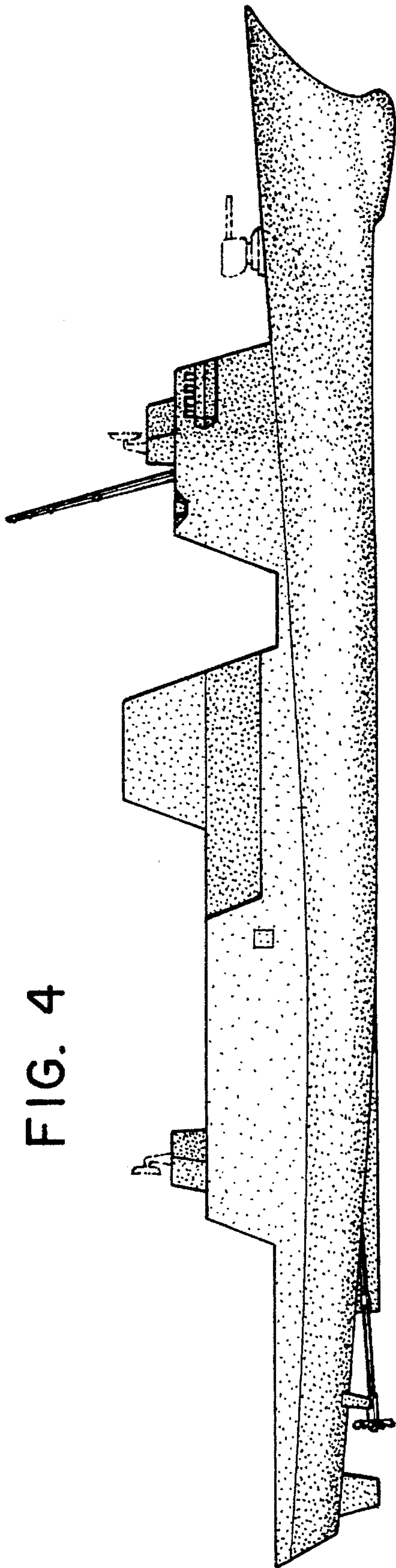


FIG. 5

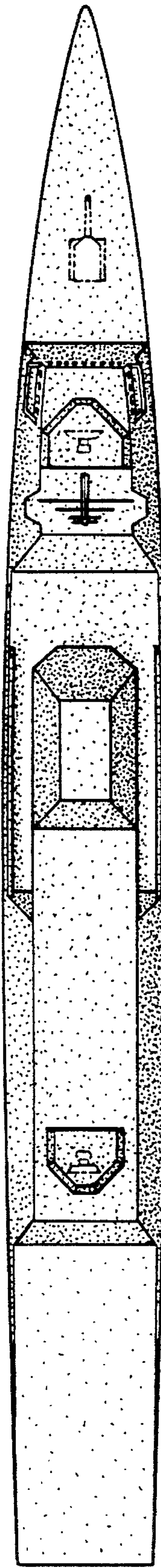


FIG. 6

