



US00D366639S

United States Patent [19] Horwill

[11] Patent Number: **Des. 366,639**

[45] Date of Patent: ****Jan. 30, 1996**

[54] **VEHICLE DUST DEFLECTOR**

D. 335,854 5/1993 Staresu D12/181
D. 353,794 12/1994 Staresu D12/181

[76] Inventor: **Rodney E. Horwill**, P.O. Box 171,
Salisbury, Queensland 4107, Australia

Primary Examiner—A. Hugo Word
Assistant Examiner—M. Brown
Attorney, Agent, or Firm—Kimmel, Crowell & Weaver

[**] Term: **14 Years**

[57] **CLAIM**

[21] Appl. No.: **19,643**

The ornamental design for a vehicle dust deflector, as shown and described.

[22] Filed: **Mar. 8, 1994**

[30] **Foreign Application Priority Data**

DESCRIPTION

Sep. 14, 1993 [AU] Australia 2850/93

[52] **U.S. Cl.** **D12/181**

[58] **Field of Search** D12/190, 181,
D12/196, 96; 296/91, 180.1, 180.4

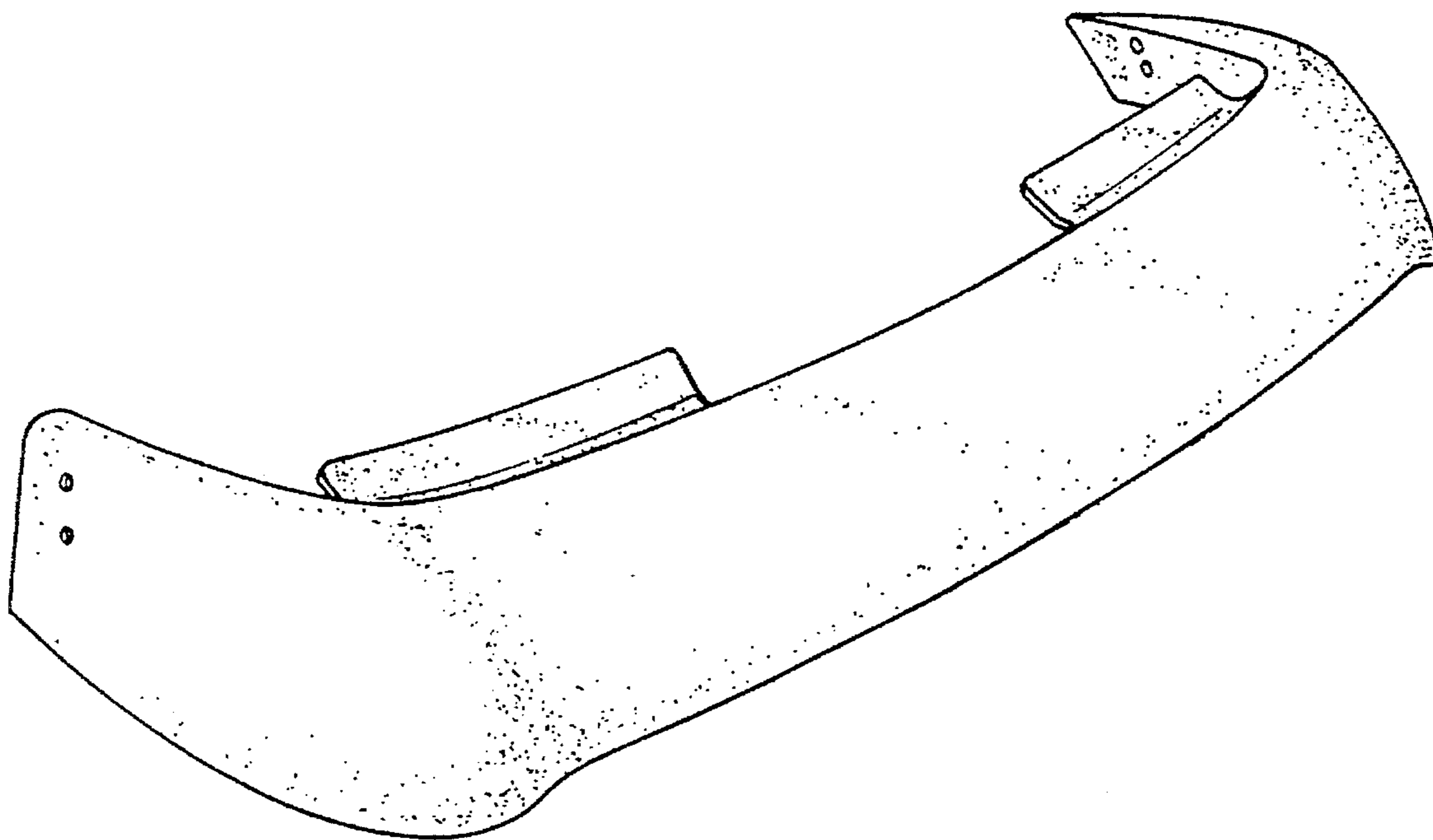
FIG. 1 is a perspective view from the top, front and one side of a vehicle dust deflector showing my new design; FIG. 2 is a perspective view from the bottom, rear and one side thereof; FIG. 3 is front elevational view thereof; FIG. 4 is a top plan view thereof; FIG. 5 is an end elevational view thereof, the opposite end being a mirror image; and, FIG. 6 is a cross sectional view thereof taken on line 6—6 of FIG. 3.

[56] **References Cited**

U.S. PATENT DOCUMENTS

D. 300,525 4/1989 Kikuchi et al. D12/181
D. 300,918 5/1989 Turner D12/181
D. 325,187 4/1992 Messmore et al. D12/181
D. 329,630 9/1992 Lund et al. D12/181

1 Claim, 2 Drawing Sheets



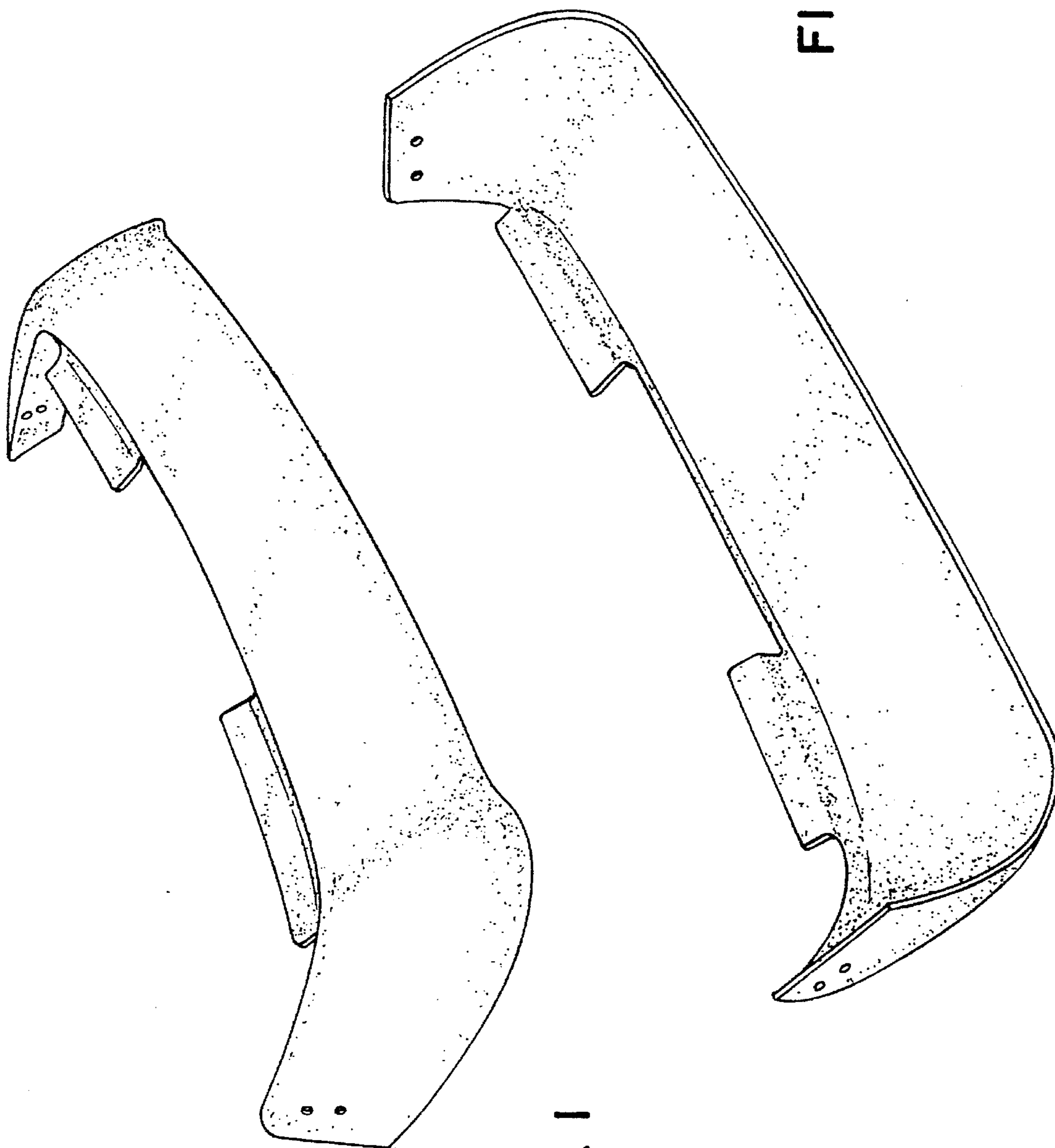


FIG. 1

FIG. 2

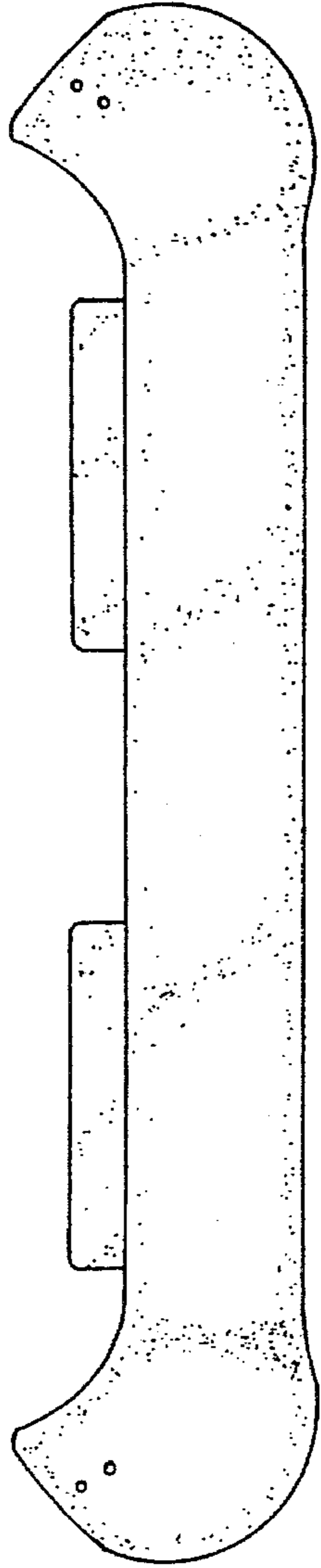


FIG. 4

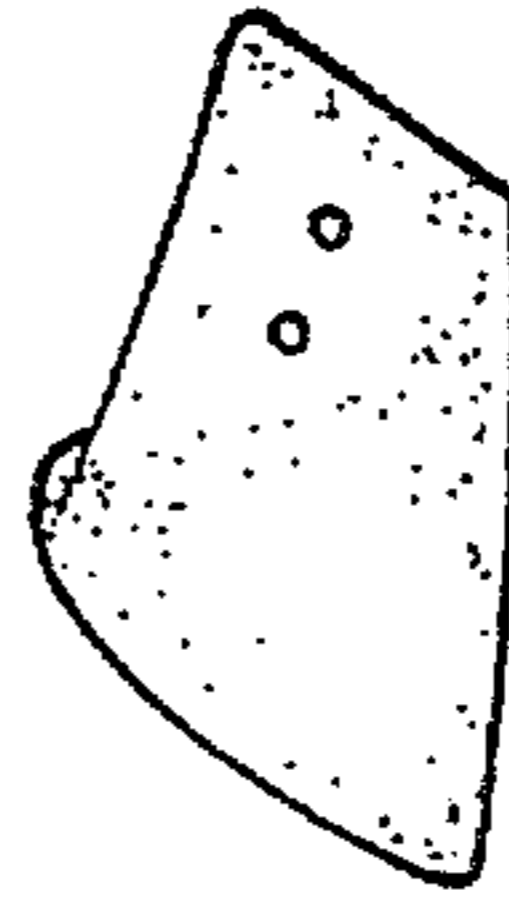


FIG. 5

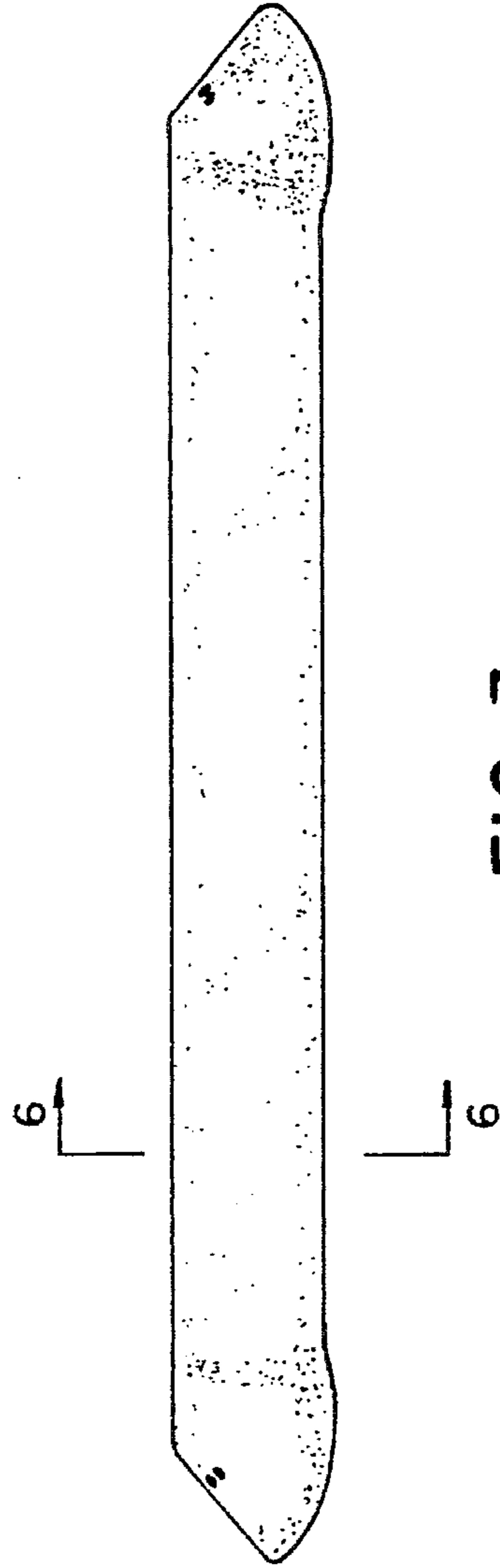


FIG. 3



FIG. 6