



US00D366637S

United States Patent [19]
Bushey

[11] **Patent Number: Des. 366,637**

[45] **Date of Patent: **Jan. 30, 1996**

[54] **VEHICLE BODY PROTECTIVE PANEL UNIT**

[76] Inventor: **Russell Bushey**, 742 2nd Ave., Space 24, P.O. Box 69, Gold Hill, Oreg. 97545

[**] Term: **14 Years**

[21] Appl. No.: **27,777**

[22] Filed: **Aug. 31, 1994**

[52] U.S. Cl. **D12/167**

[58] Field of Search D12/167, 190; 280/770; 293/102, 126, 128; 296/207

[56] **References Cited**

U.S. PATENT DOCUMENTS

2,611,637	9/1952	Neslund	293/128
4,531,560	7/1985	Balanky .	
4,589,459	5/1986	Lantrip .	
4,750,767	6/1988	Barnett .	
4,810,013	3/1989	Spears	293/128
4,828,302	5/1989	Marasigan, Jr. .	
4,991,891	2/1991	Karshens .	

FOREIGN PATENT DOCUMENTS

928869 6/1963 United Kingdom .

Primary Examiner—A. Hugo Word
Assistant Examiner—Lavone D. Tabor
Attorney, Agent, or Firm—Dennis H. Lambert

[57] **CLAIM**

The ornamental design for a vehicle body protective panel unit, as shown and described.

DESCRIPTION

FIG. 1 is a front, top and side perspective view of the vehicle body protective panel unit showing my new design, depicting the connecting straps extending between adjacent panels in a flexed or bent position to demonstrate that they are flexible;

FIG. 2 is a front elevational view thereof;

FIG. 3 is a rear elevational view thereof;

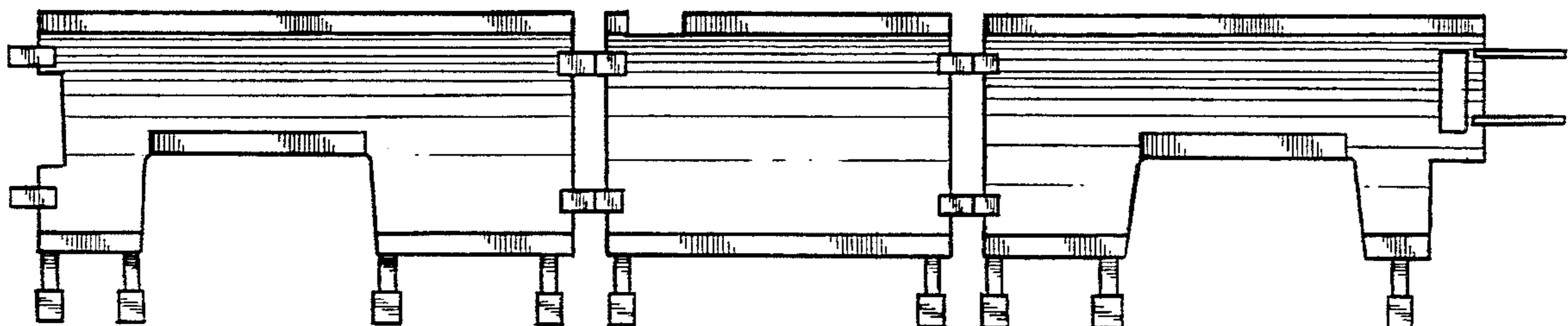
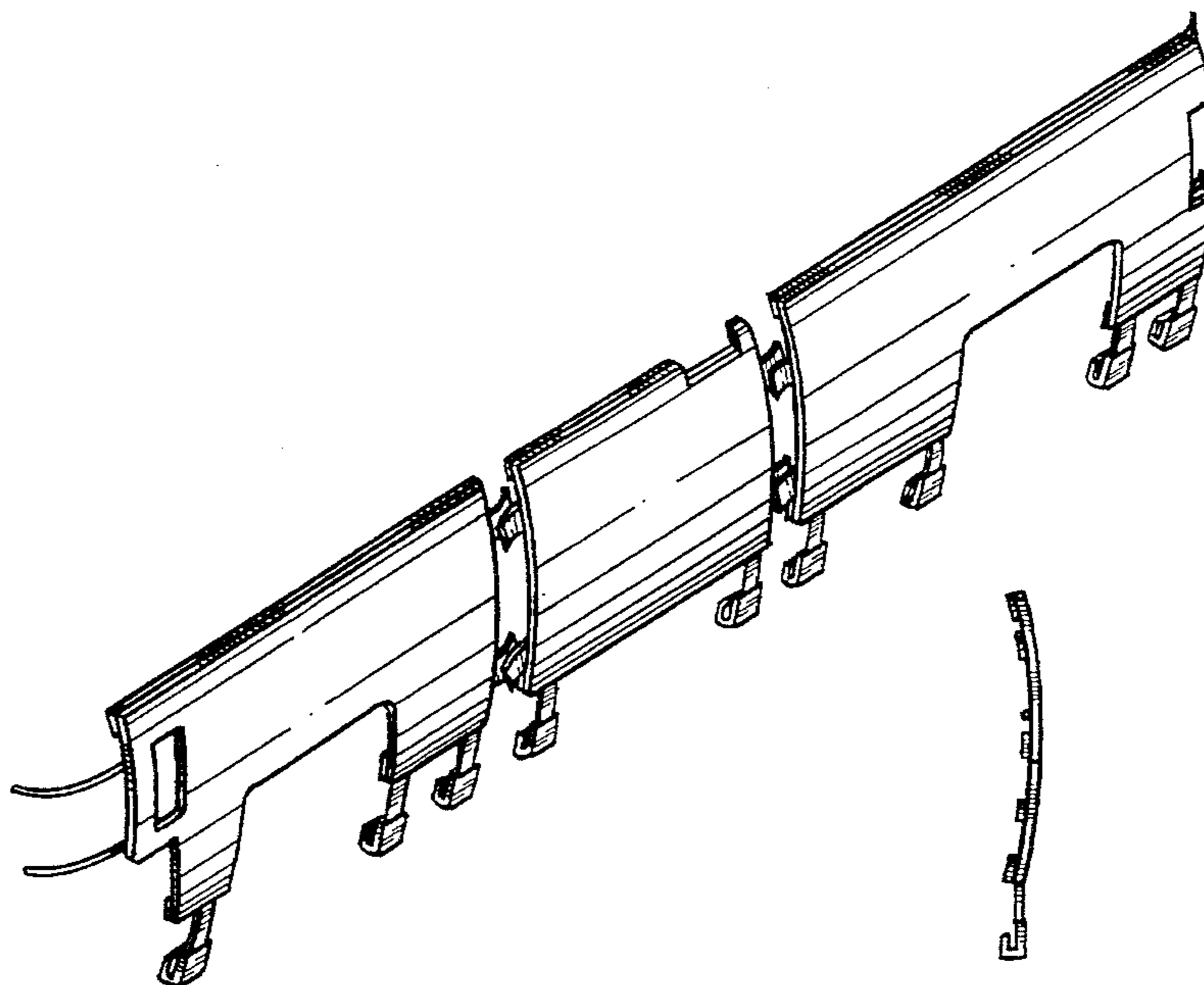
FIG. 4 is a left hand end elevational view thereof, as viewed in FIG. 3.

FIG. 5 is a right hand end elevational view thereof;

FIG. 6 is a top plan view thereof;

FIG. 7 is a bottom plan view thereof.

1 Claim, 3 Drawing Sheets



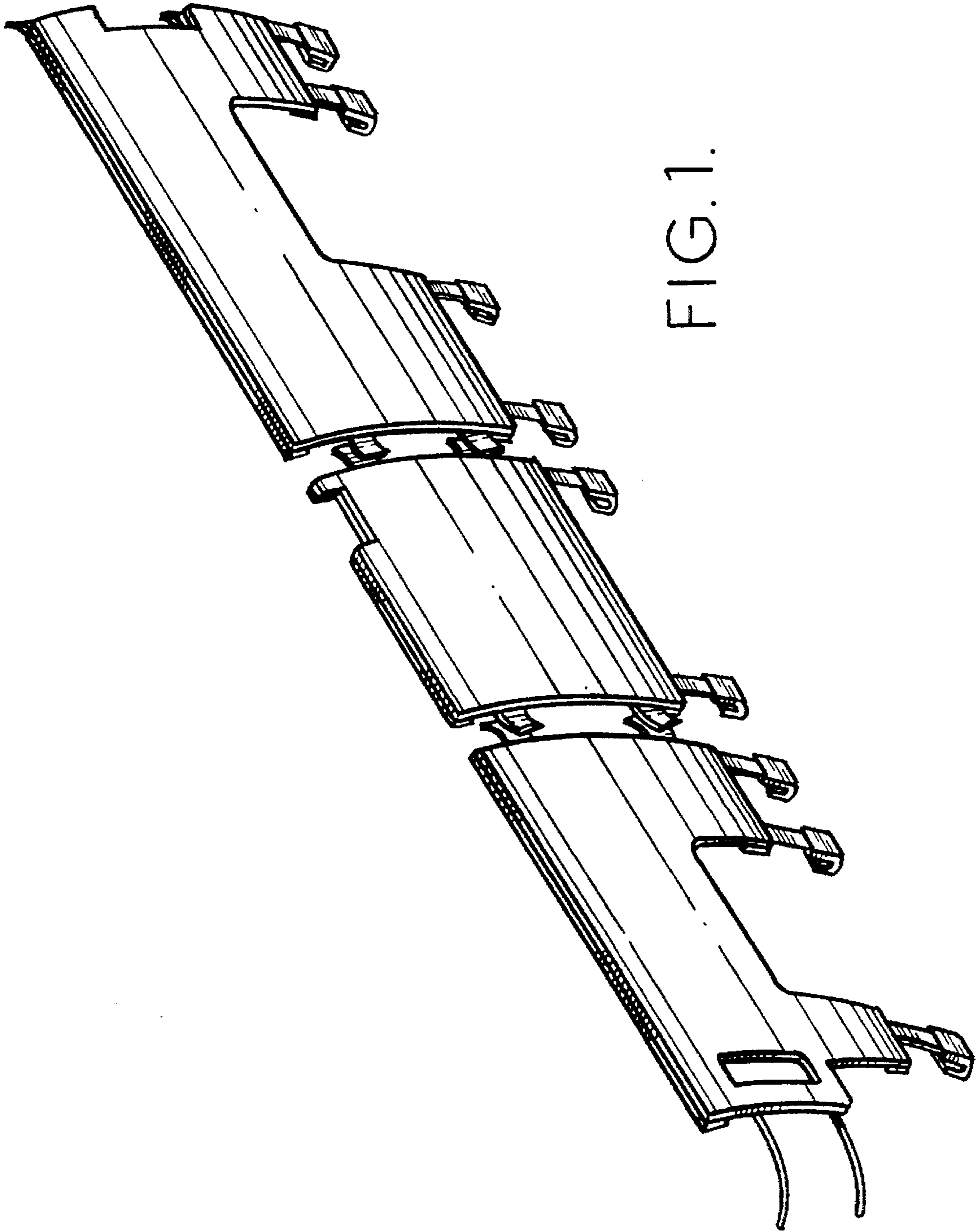


FIG. 1.

FIG. 2.

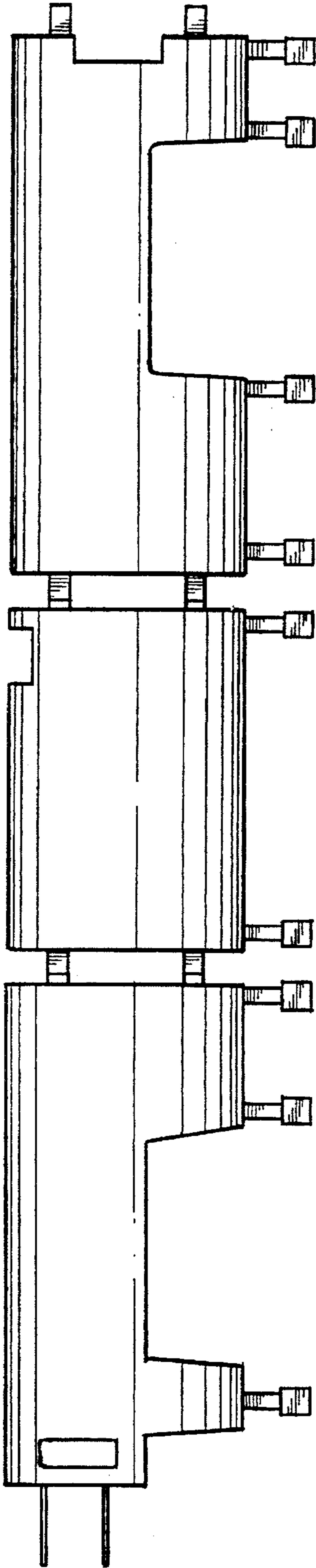


FIG. 6.



FIG. 5.






FIG. 4.

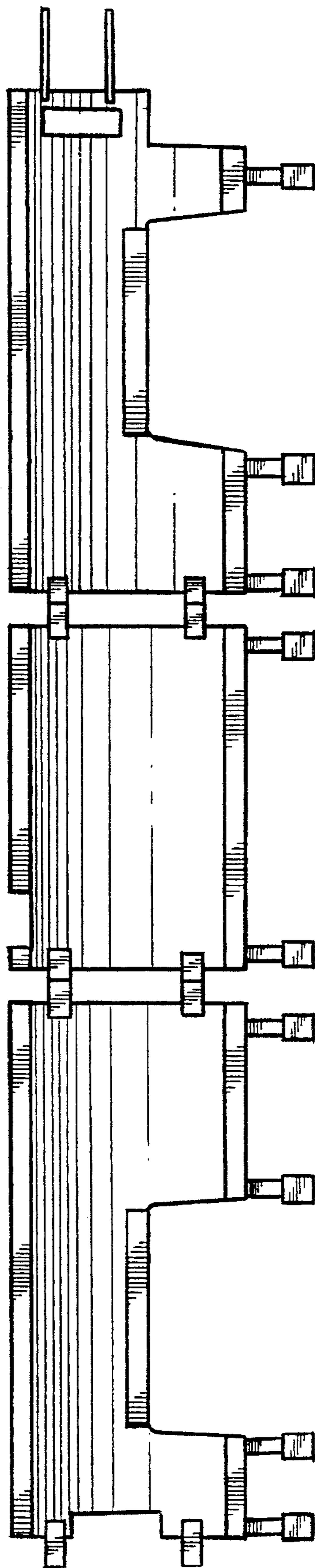


FIG. 3.



FIG. 7.