



US00D366603S

# United States Patent [19] Harrison

[11] Patent Number: **Des. 366,603**

[45] Date of Patent: **\*\*Jan. 30, 1996**

[54] **HANDLE FOR FORKS, SPOONS, AND TOOTHBRUSHES**

[75] Inventor: **Susan Harrison**, Wichita Falls, Tex.

[73] Assignee: **Zooth, Inc.**, Wichita Falls, Tex.

[\*\*] Term: **14 Years**

[21] Appl. No.: **14,501**

[22] Filed: **Oct. 22, 1993**

### Related U.S. Application Data

[63] Continuation-in-part of Ser. No. 3,463, Jan. 12, 1993, Pat. No. 5,269,420.

[52] **U.S. Cl.** ..... **D7/654**; D4/107; D7/401.2

[58] **Field of Search** ..... D7/651, 654, 689, D7/393, 395, 401.2; D4/107, 124; D8/107; 15/167.1, 162.2, 143.1; 30/322, 324; 206/15.2, 15.3, 63.5, 349, 361, 362.1-362.4

### [56] References Cited

#### U.S. PATENT DOCUMENTS

D. 40,122	7/1909	Rogers	.....	D7/656
D. 127,720	6/1941	Foster	.....	D7/656
D. 155,668	10/1949	Zandberg et al.	.....	D4/107
D. 155,669	10/1949	Zandberg et al.	.....	D4/107
D. 163,391	5/1951	Jason	.....	D6/528
D. 175,198	7/1955	Tasner et al.	.....	D4/107
D. 191,096	8/1961	Gordon	.....	D4/107
D. 237,659	11/1975	Meyer et al.	.....	D4/107
D. 252,010	6/1979	Manderfield	.....	D7/656
D. 294,200	2/1988	Zucker	.....	D4/107
D. 296,617	7/1988	Zucker	.....	D4/107

2,539,035	1/1951	Scanlon et al.	.....	248/110
2,771,219	11/1956	Dewey	.....	222/93
2,868,361	1/1959	Zilem et al.	.....	206/362.2
3,105,612	10/1963	Krasnoff et al.	.....	222/78
3,178,060	4/1965	Bossack	.....	222/78
4,565,335	1/1986	Rankin	.....	206/457
4,779,344	10/1988	Panisch	.....	D7/656 X
4,961,717	10/1990	Hickey	.....	446/76
4,979,708	12/1990	Aoki	.....	248/110
5,269,420	12/1993	Harrison et al.	.....	206/362.3

### FOREIGN PATENT DOCUMENTS

2207038 1/1989 United Kingdom .

*Primary Examiner*—Alan P. Douglas

*Assistant Examiner*—Caron D. Veynar

*Attorney, Agent, or Firm*—Wolf, Greenfield & Sacks

### [57] CLAIM

The ornamental design for a handle for forks, spoons and toothbrushes, as shown and described.

### DESCRIPTION

FIG. 1 is a perspective view of a handle for forks, spoons and toothbrushes showing my new design;

FIG. 2 is a front view thereof;

FIG. 3 is a rear view thereof;

FIG. 4 is a left side view thereof;

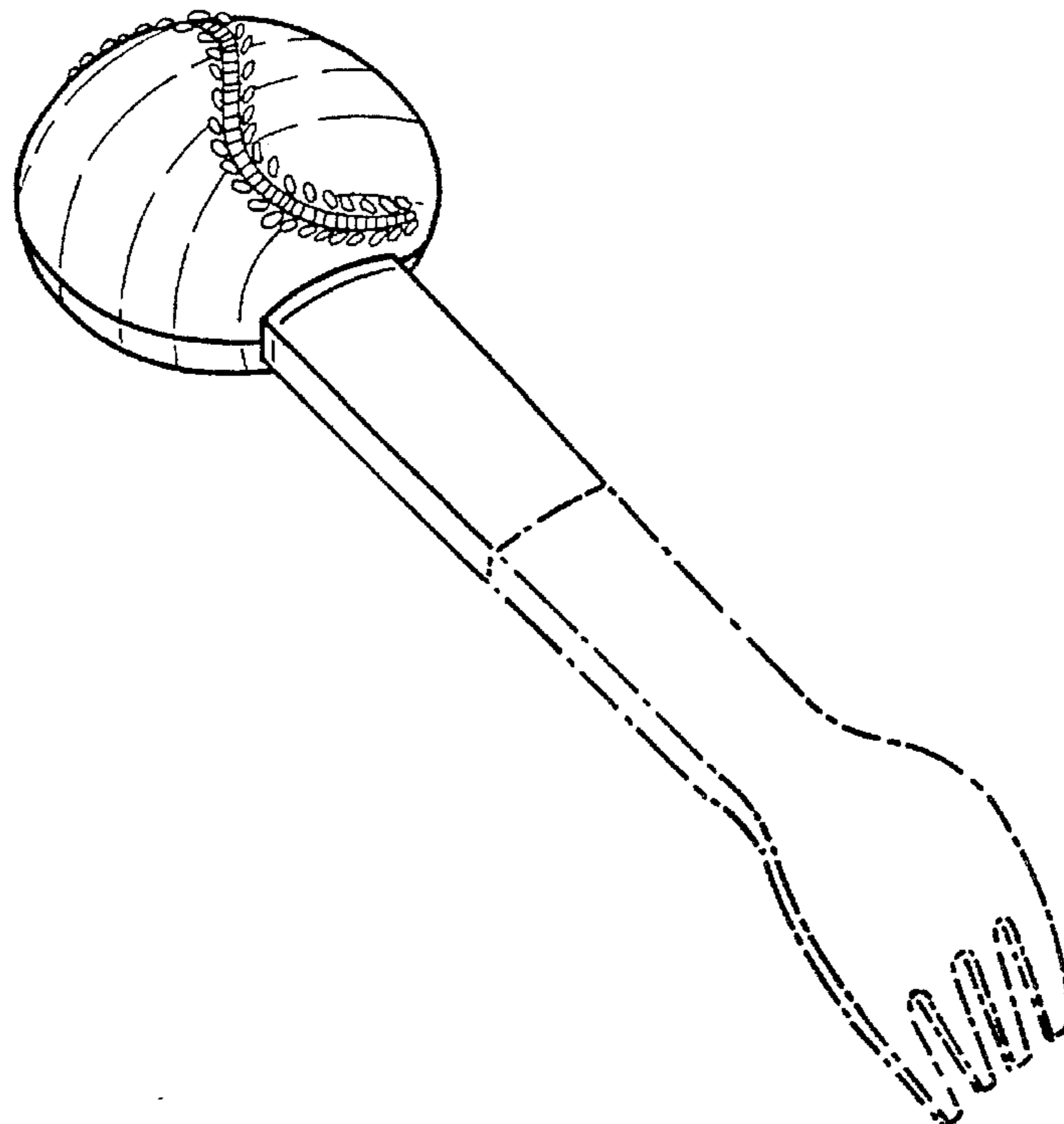
FIG. 5 is a right side view thereof;

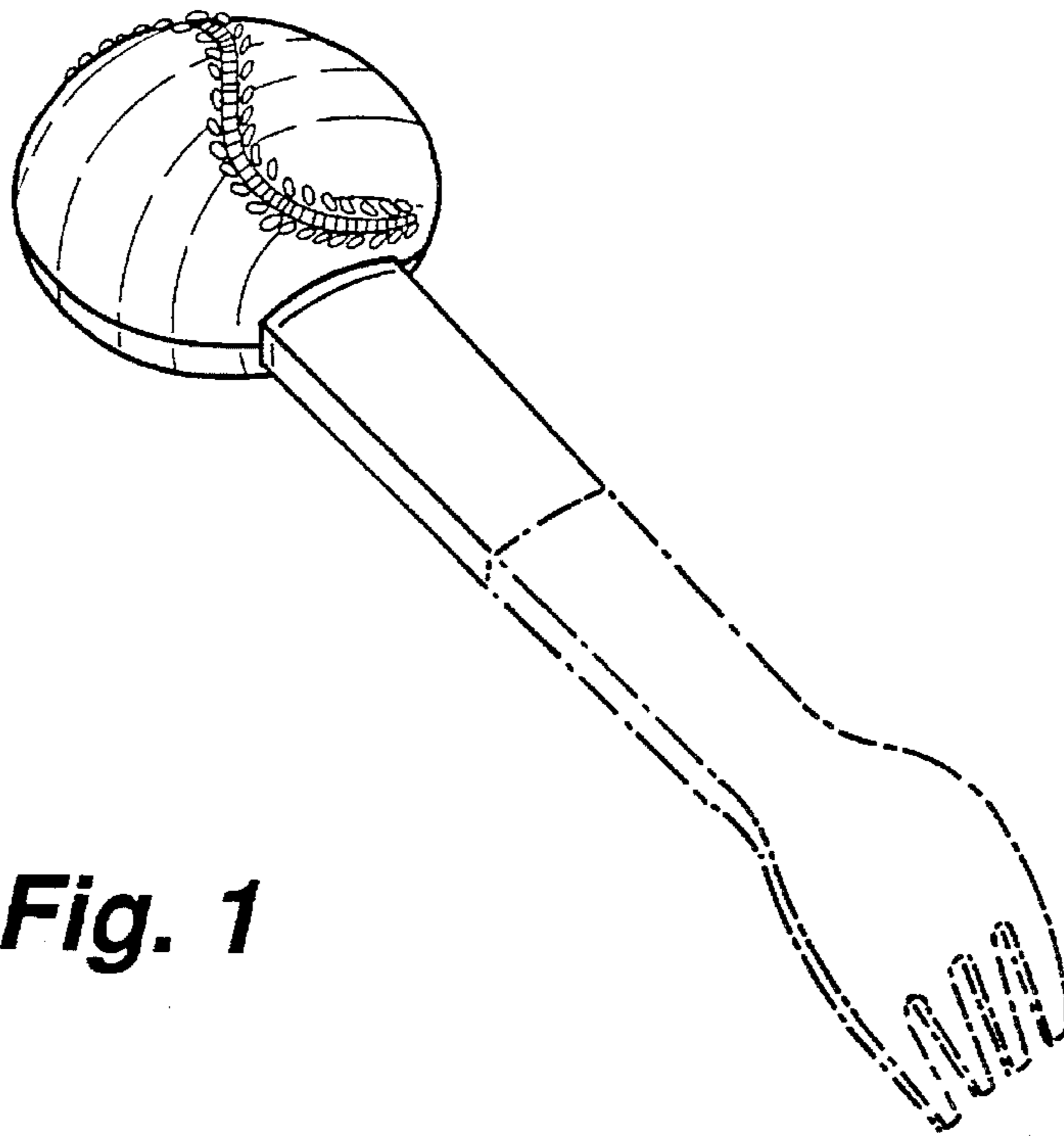
FIG. 6 is a top view thereof; and,

FIG. 7 is a bottom view thereof.

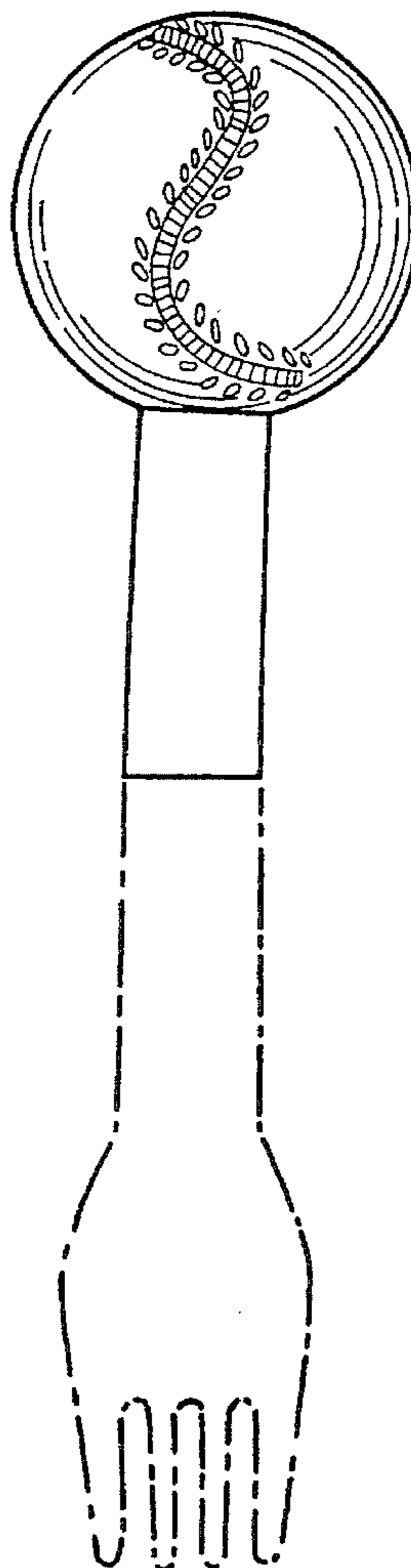
The broken lines showing fork tines in FIGS. 1-5 and 7 are environmental only and form no part of the claimed design.

**1 Claim, 3 Drawing Sheets**



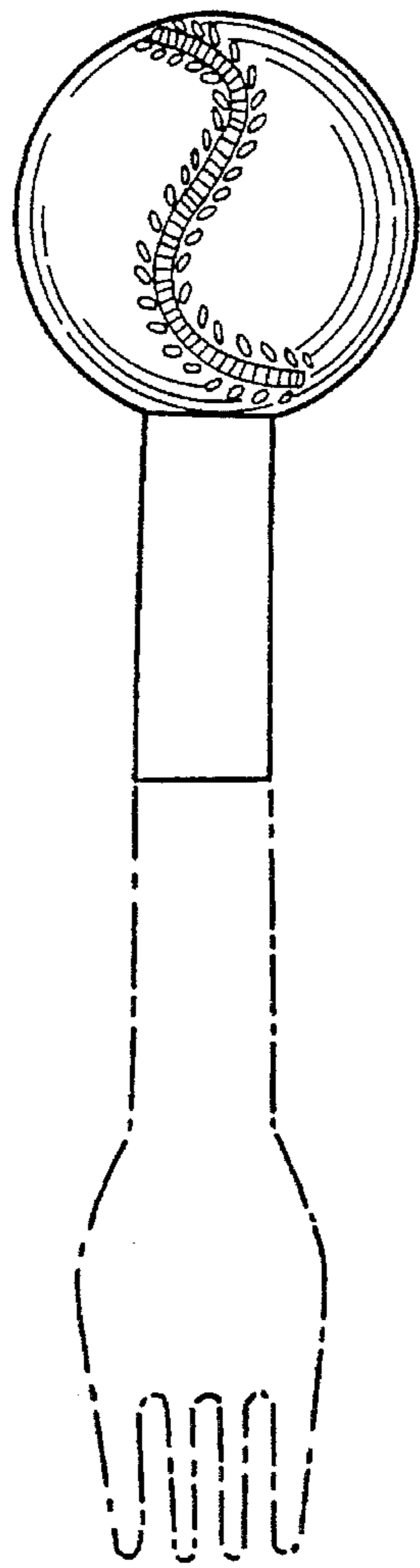


**Fig. 1**

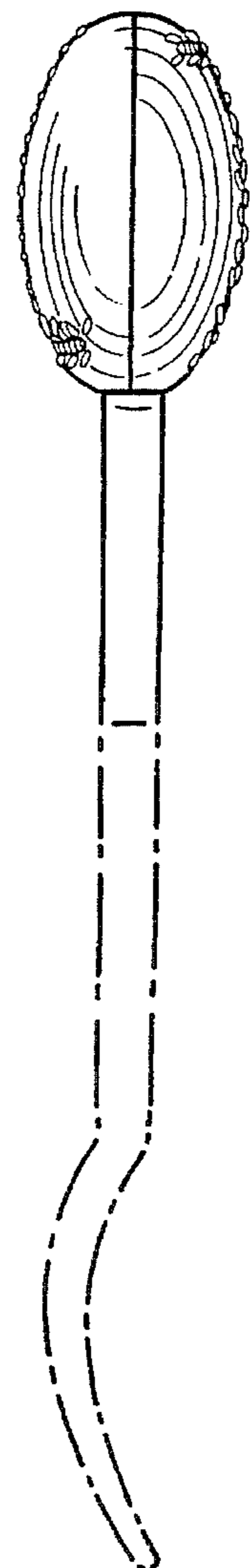


**Fig. 2**

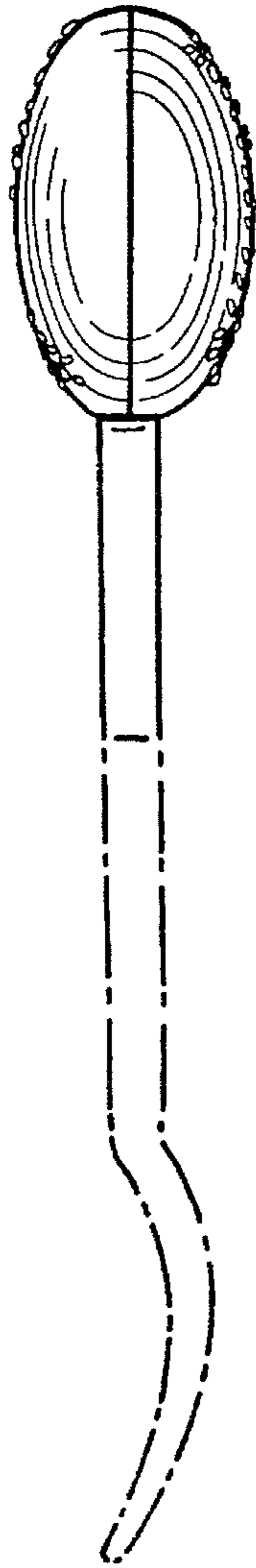
**Fig. 3**



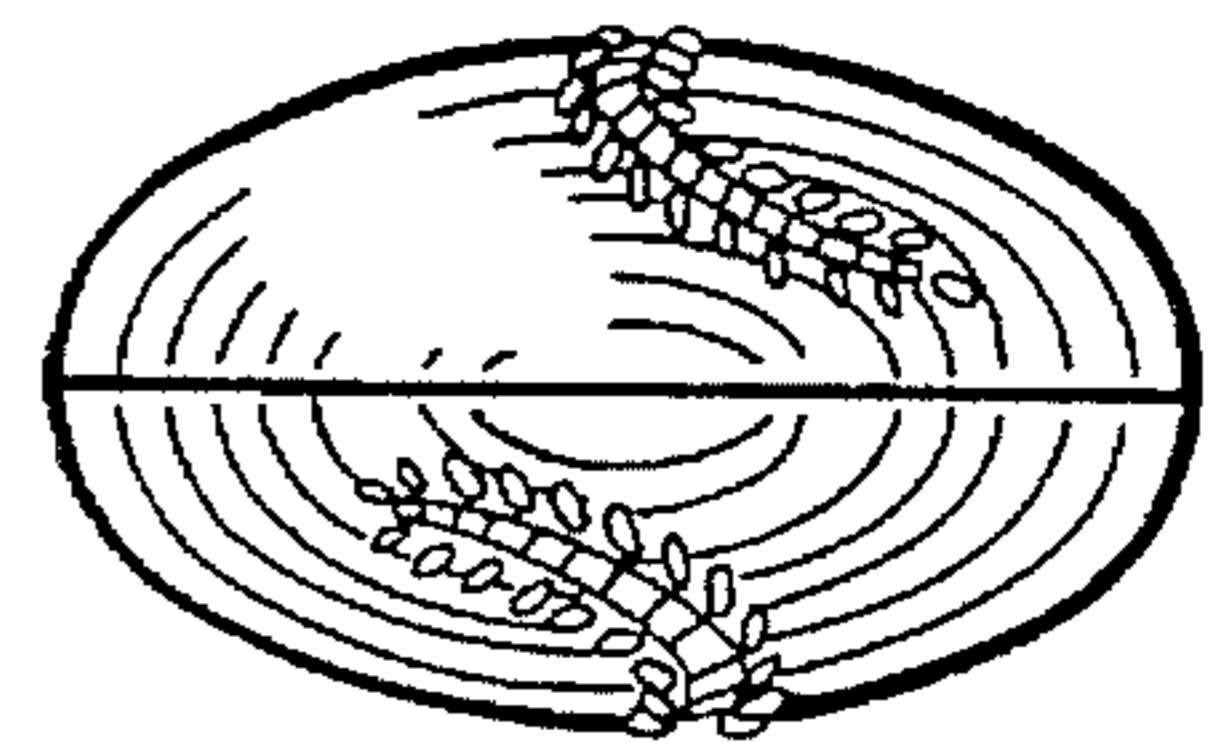
**Fig. 4**



**Fig. 5**



**Fig. 6**



**Fig. 7**

