



US00D366561S

United States Patent [19]

Shea

[11] Patent Number: **Des. 366,561**

[45] Date of Patent: ****Jan. 30, 1996**

[54] **ELEMENT FOR A SHOE UPPER**

[75] Inventor: **Joseph Shea**, Boston, Mass.

[73] Assignee: **SRL, Inc.**, Wilmington, Del.

[**] Term: **14 Years**

[21] Appl. No.: **28,282**

[22] Filed: **Sep. 9, 1994**

[52] U.S. Cl. **D2/972; D2/977**

[58] Field of Search **D2/896-897, 900, D2/902, 907-908, 912, 946, 969-970, 972, 974, 976-977; 36/83-84, 45, 102-103, 25, 112-115, 89**

[56] **References Cited**

U.S. PATENT DOCUMENTS

D. 117,330	10/1939	Cairns	D2/902
D. 261,195	10/1981	Weiss	D2/898
D. 289,580	5/1987	Bracy	D2/910
D. 330,108	10/1992	Kazapowski	D2/911
D. 338,324	8/1993	Canatella	D2/973
D. 344,404	2/1994	Close	D2/902
D. 344,847	3/1994	Mancebo	D2/902

D. 349,187	8/1994	Close	D2/972
D. 349,809	8/1994	Close	D2/977
4,651,445	3/1987	Hannibal	36/103

Primary Examiner—Nelson C. Holtje
Attorney, Agent, or Firm—Fish & Richardson


[57] **CLAIM**

The ornamental design for a element for a shoe upper, as shown and described.

DESCRIPTION

FIG. 1 is a left front perspective view of an element for a shoe upper showing my new design; FIG. 2 is a right front perspective view of another embodiment of my new design of FIG. 1; FIG. 3 is a side elevational view of the first embodiment; and, FIG. 4 is a side elevational view of the second embodiment; In both embodiments, the element is conventionally of no appreciable thickness, the rear is plain and unornamented, and; the broken-line showings of all figures are for environmental purposes only and form no part of the claimed design.

1 Claim, 1 Drawing Sheet






FIG. 1




FIG. 2




FIG. 3




FIG. 4