



US00D366553S

# United States Patent [19]

[11] Patent Number: **Des. 366,553**

Wade

[45] Date of Patent: **\*\*Jan. 30, 1996**

[54] **NECKTIE**  
[76] Inventor: **Michael P. Wade**, 3304 Shakertown Ct., Antioch, Tenn. 37013

3,204,305 9/1965 Deey ..... D28/41 RX  
4,143,422 3/1979 Wilson ..... 2/145  
4,610,037 9/1986 Haymer ..... 2/145  
5,253,366 10/1993 Marlo et al. .... 2/145

[\*\*] Term: **14 Years**

*Primary Examiner*—Ted Shooman  
*Assistant Examiner*—Paula Mortimer  
*Attorney, Agent, or Firm*—Waddey & Patterson; Edward D. Lanquist, Jr.

[21] Appl. No.: **31,426**

[22] Filed: **Nov. 28, 1994**

[52] U.S. Cl. .... **D2/607**

### [57] CLAIM

[58] Field of Search ..... D2/605, 606, 607;  
2/144, 145, 149

The ornamental design for a necktie, as shown and described.

### [56] References Cited


### DESCRIPTION

#### U.S. PATENT DOCUMENTS

D. 255,729	7/1980	Harriman .....	D2/607
D. 316,628	5/1991	Haines, Sr. ....	D2/607 X
318,570	5/1985	Lyon .....	2/149
2,100,870	11/1937	Petrie et al. ....	2/145
2,692,387	10/1954	Spaniol .....	2/144
3,173,148	3/1965	Horii .....	2/145
3,187,396	6/1965	Carroll .	

FIG. 1 is a front perspective view of a necktie showing my new design;  
FIG. 2 is a front elevational view thereof;  
FIG. 3 is a rear elevational view thereof; and,  
FIG. 4 is a side elevational view thereof, the opposite side is a mirror image.

1 Claim, 1 Drawing Sheet






FIG. 1




FIG. 2

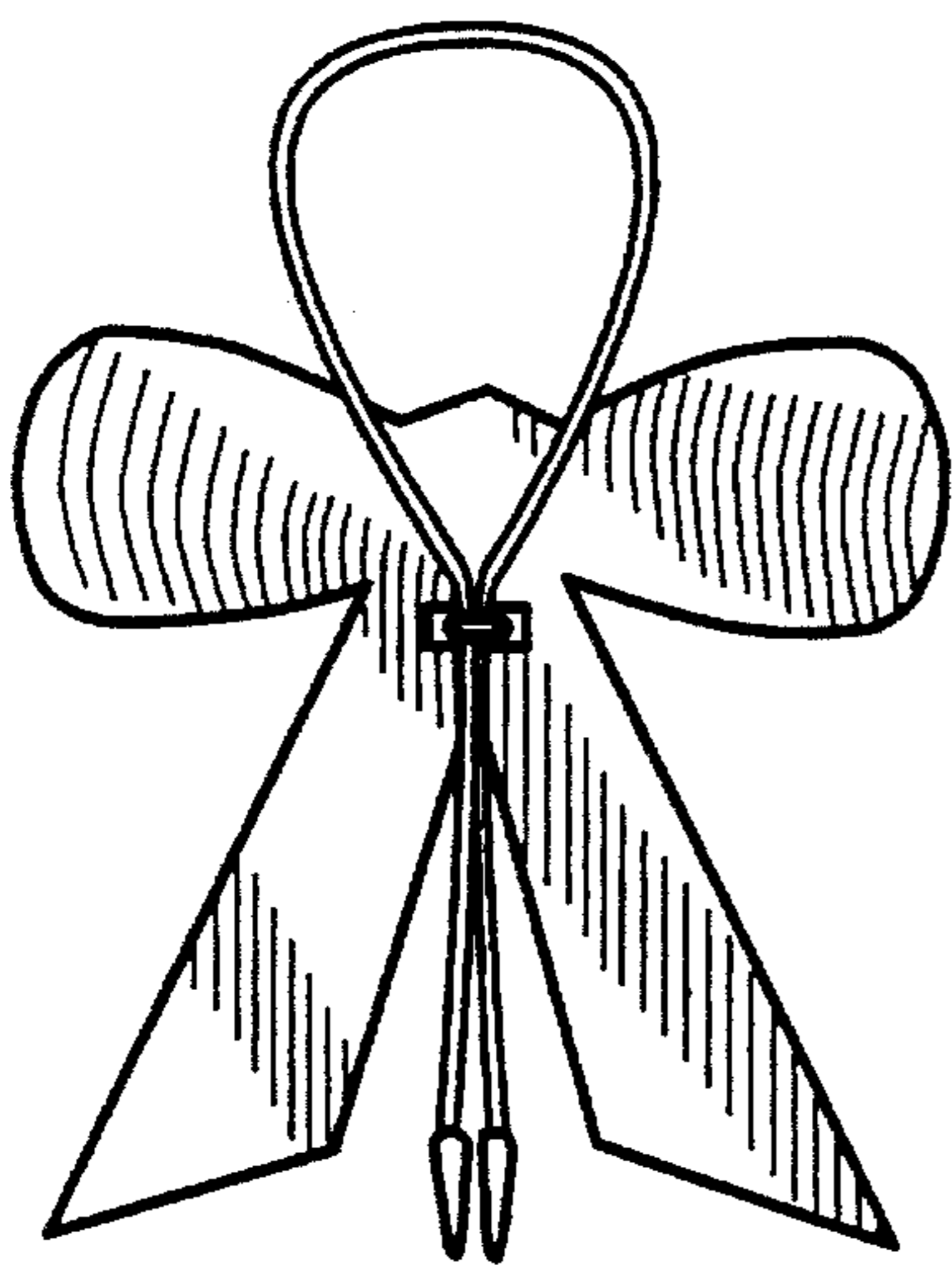


FIG. 3



FIG. 4