



US00D366541S

United States Patent [19]

[11] Patent Number: **Des. 366,541**

Bradburn et al.

[45] Date of Patent: ****Jan. 23, 1996**

- [54] **DOGHOUSE**
- [75] Inventors: **Thomas A. Bradburn; Richard K. Garton; Richard N. Sauerwein**, all of Fort Wayne, Ind.
- [73] Assignee: **Fort Wayne Plastics, Inc.**, Fort Wayne, Ind.
- [**] Term: **14 Years**
- [21] Appl. No.: **32,008**
- [22] Filed: **Dec. 12, 1994**
- [52] U.S. Cl. **D30/112; D30/108; D30/161**
- [58] Field of Search 119/19, 17, 165, 119/166; D30/108, 109, 112, 161; D25/16

3,710,761	1/1973	Gregory	119/19
3,793,989	2/1974	Clark	119/165
4,295,446	10/1981	Voss	119/19
4,803,952	2/1989	Houser	119/19
5,081,956	1/1992	Greitzer et al.	119/19
5,121,710	6/1992	Gonzalez	119/19

OTHER PUBLICATIONS

Trio Manufacturing Company brochure; Aug. 1961; Aluminum doghouse.
 Dogloo Inc. brochure; ©1990; Ruff Hauz™ XT; insulated doghouse/welping box.
 Life Magazine; Jul. 1989; p. 108; doghouse.
 Dogloo Inc.; ©1993; Brik Hauz doghouse/whelping box.

Primary Examiner—Cathy Anne MacCormac
Attorney, Agent, or Firm—Woodard, Emhardt, Naughton, Moriarty & McNett

[56] References Cited

U.S. PATENT DOCUMENTS

D. 218,902	10/1970	Kelley	D30/108
D. 228,558	10/1973	Brickel	D30/112
D. 244,172	5/1977	Lee	D30/108
D. 248,879	8/1978	Hill	D30/112
D. 288,733	3/1987	Welker	D30/108
D. 327,143	6/1992	Dickinson	D30/108
D. 334,634	4/1993	Greitzer	D30/108
D. 340,531	10/1993	Starkey	D25/16
D. 349,980	8/1994	Northrop et al.	D30/108
920,975	5/1909	Minion	119/19
1,047,561	12/1912	Petersen	119/19
2,009,758	7/1935	Blatchford	119/19
2,987,043	6/1961	Spindler	119/786
3,016,042	1/1962	Curn, Jr.	119/19

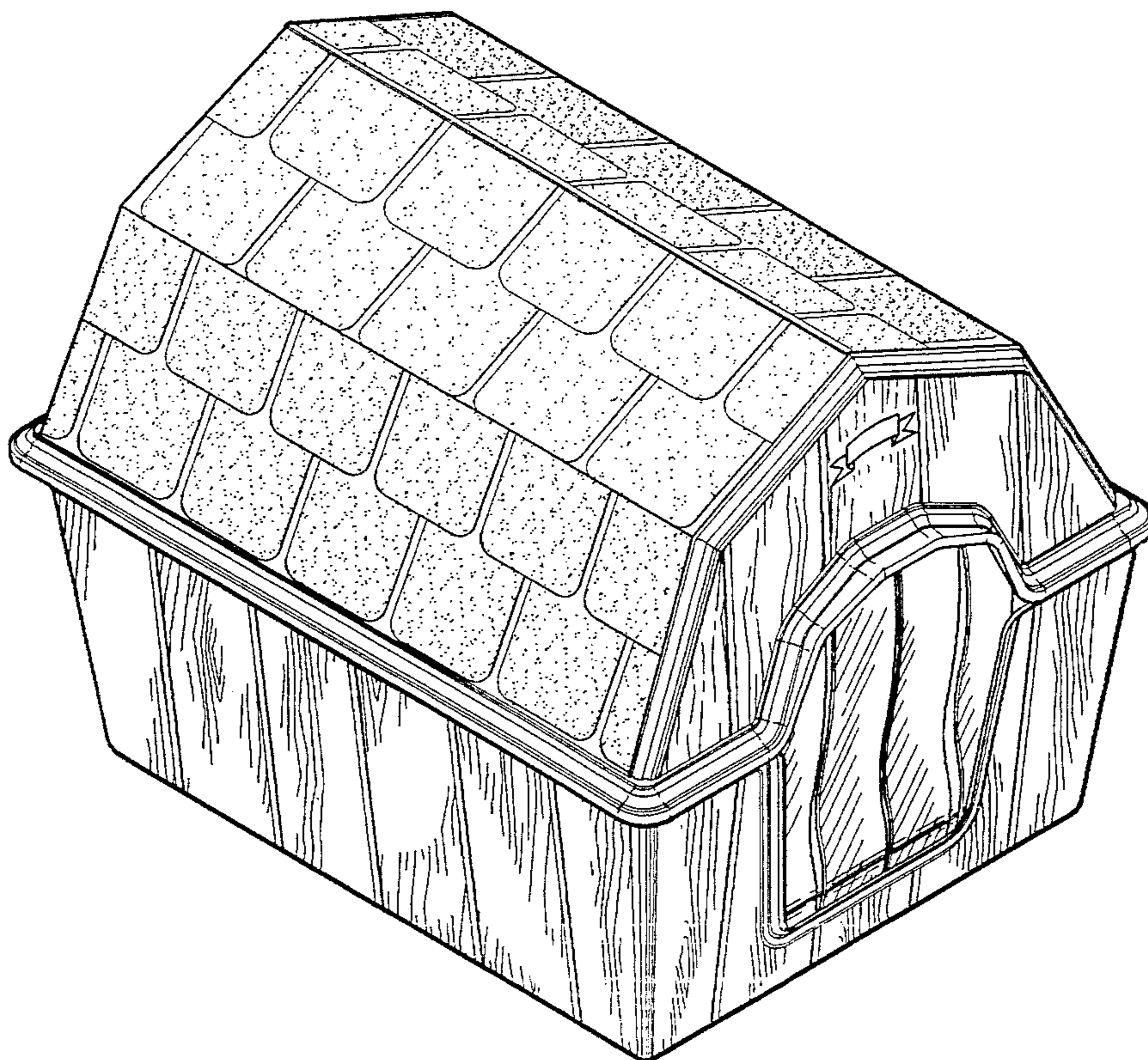
[57] CLAIM

The ornamental design for a doghouse, as shown and described.

DESCRIPTION

FIG. 1 is a front elevational view of a doghouse, showing the new design;
 FIG. 2 is a right side elevational view thereof, the left side being a mirror image;
 FIG. 3 is a top plan view thereof;
 FIG. 4 is a rear elevational view thereof;
 FIG. 5 is a bottom plan view thereof; and,
 FIG. 6 is a top, front, and left side perspective view thereof.

1 Claim, 4 Drawing Sheets



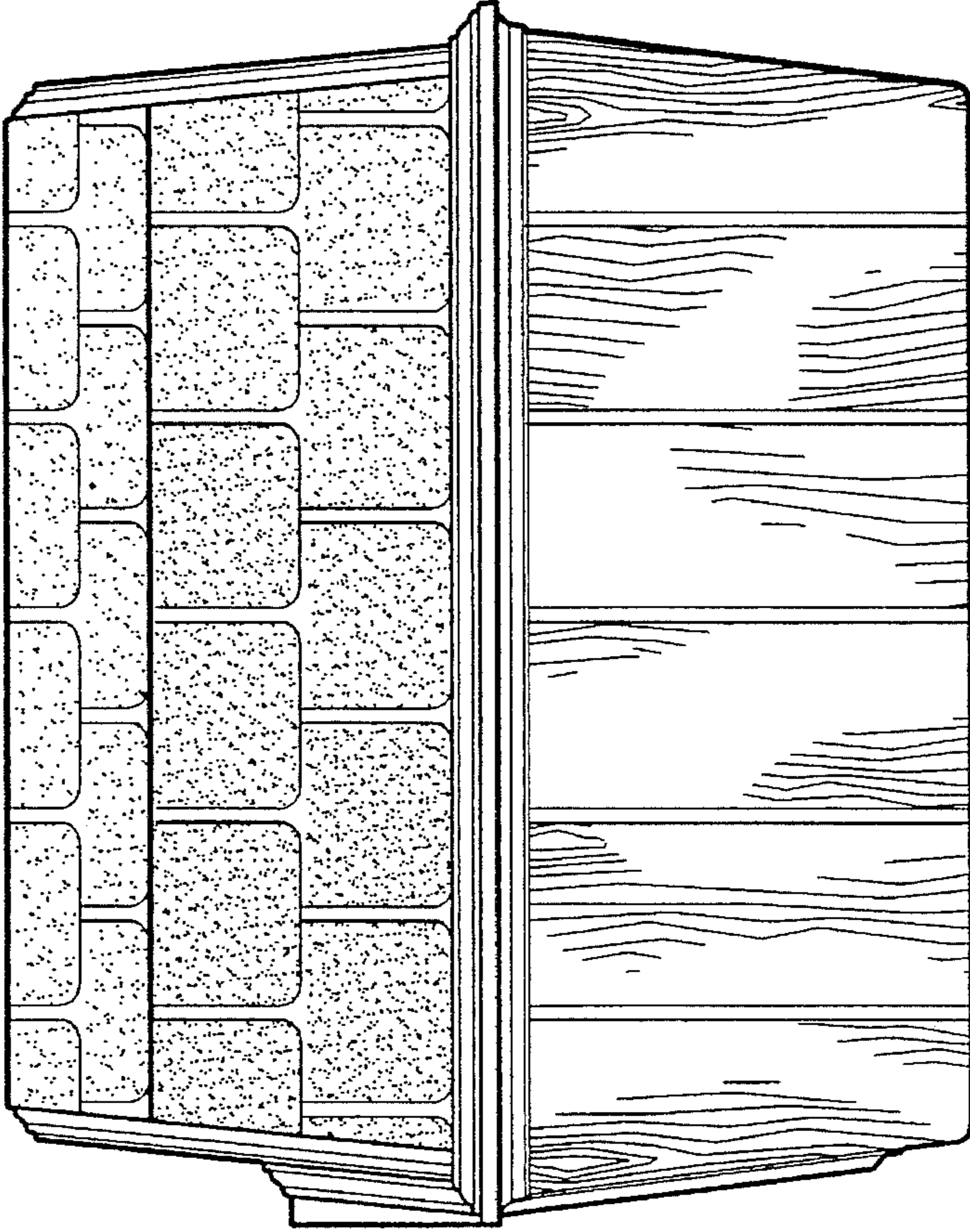


Fig. 1

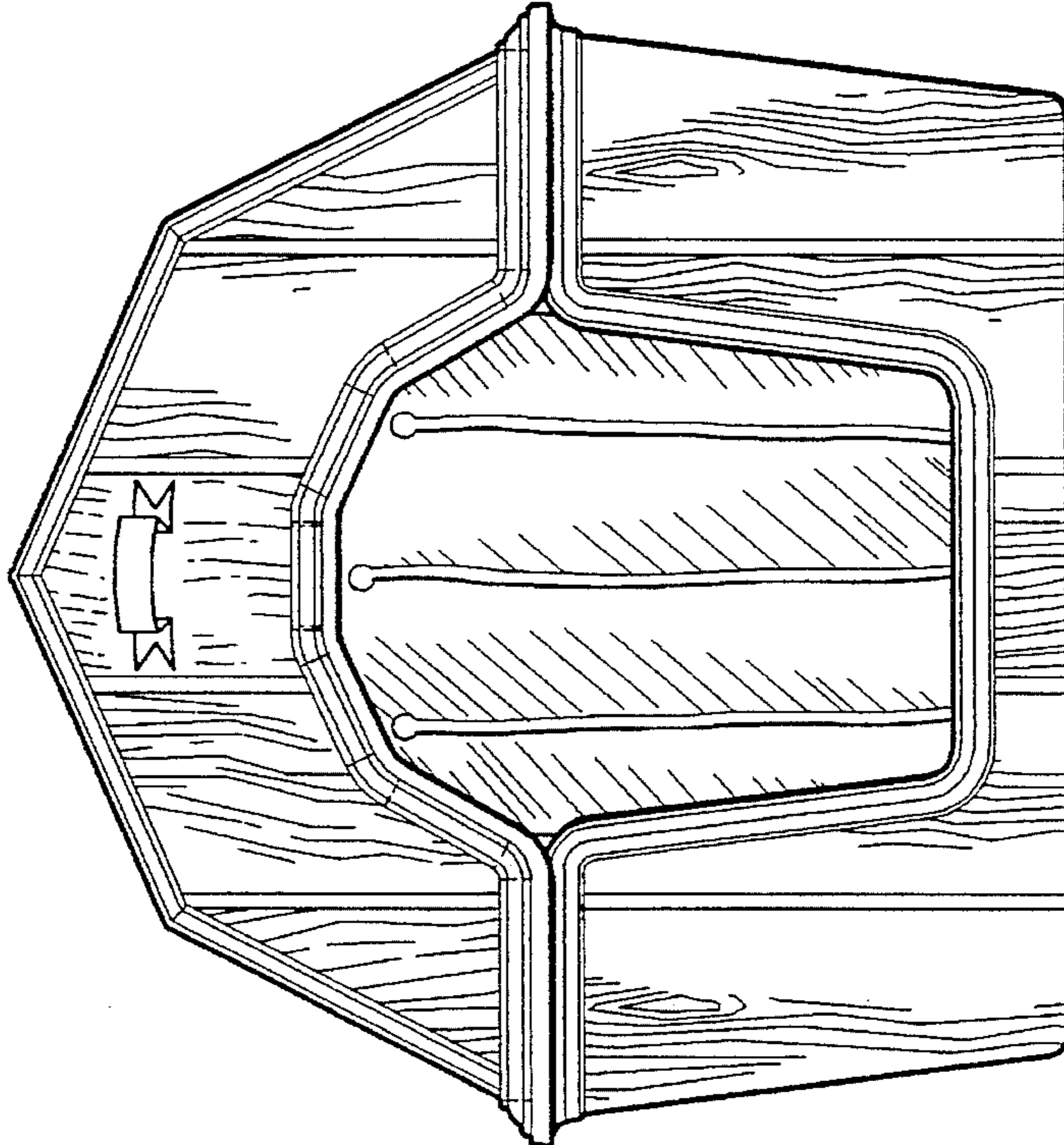


Fig. 2

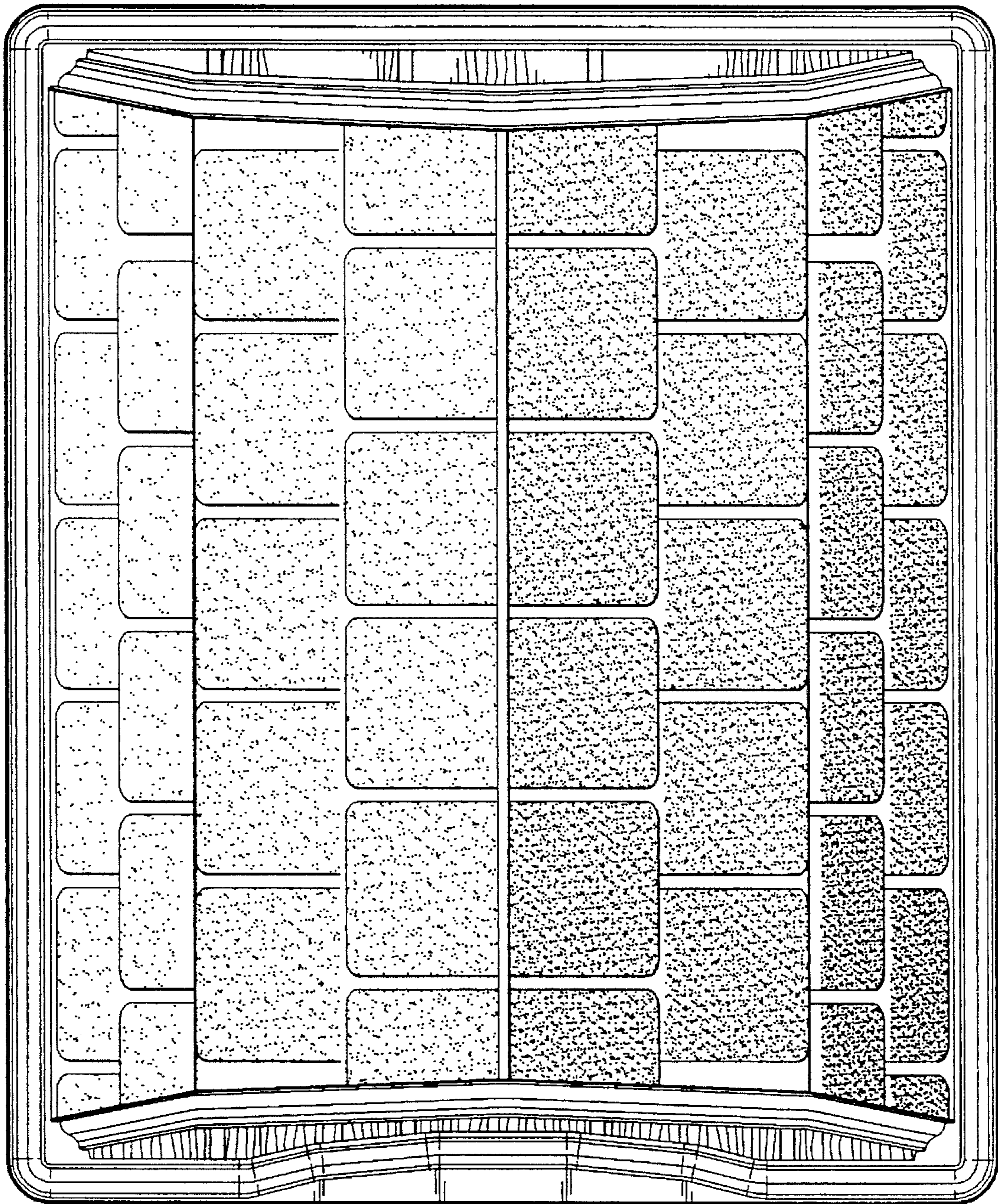


Fig. 3




Fig. 4

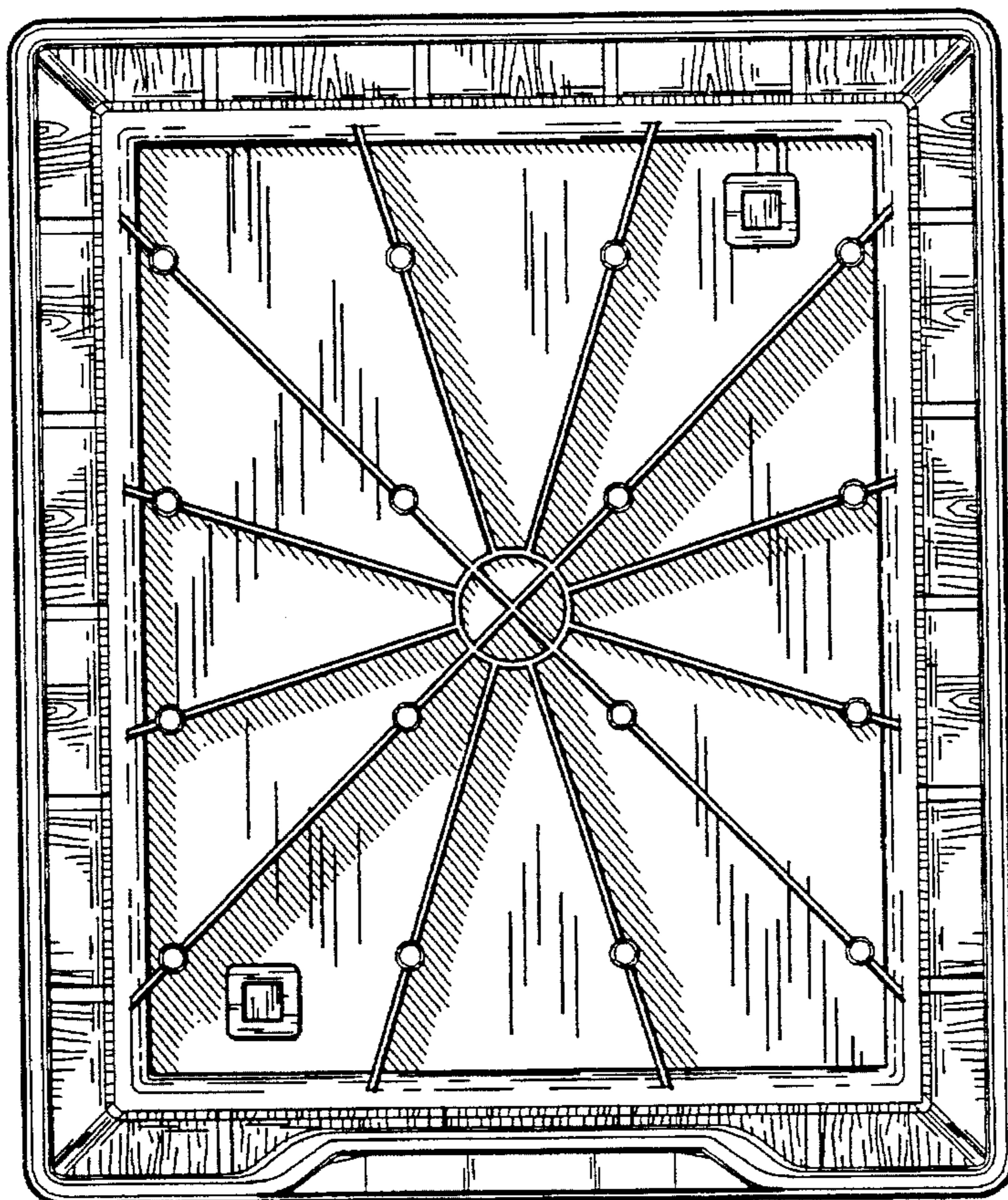


Fig. 5

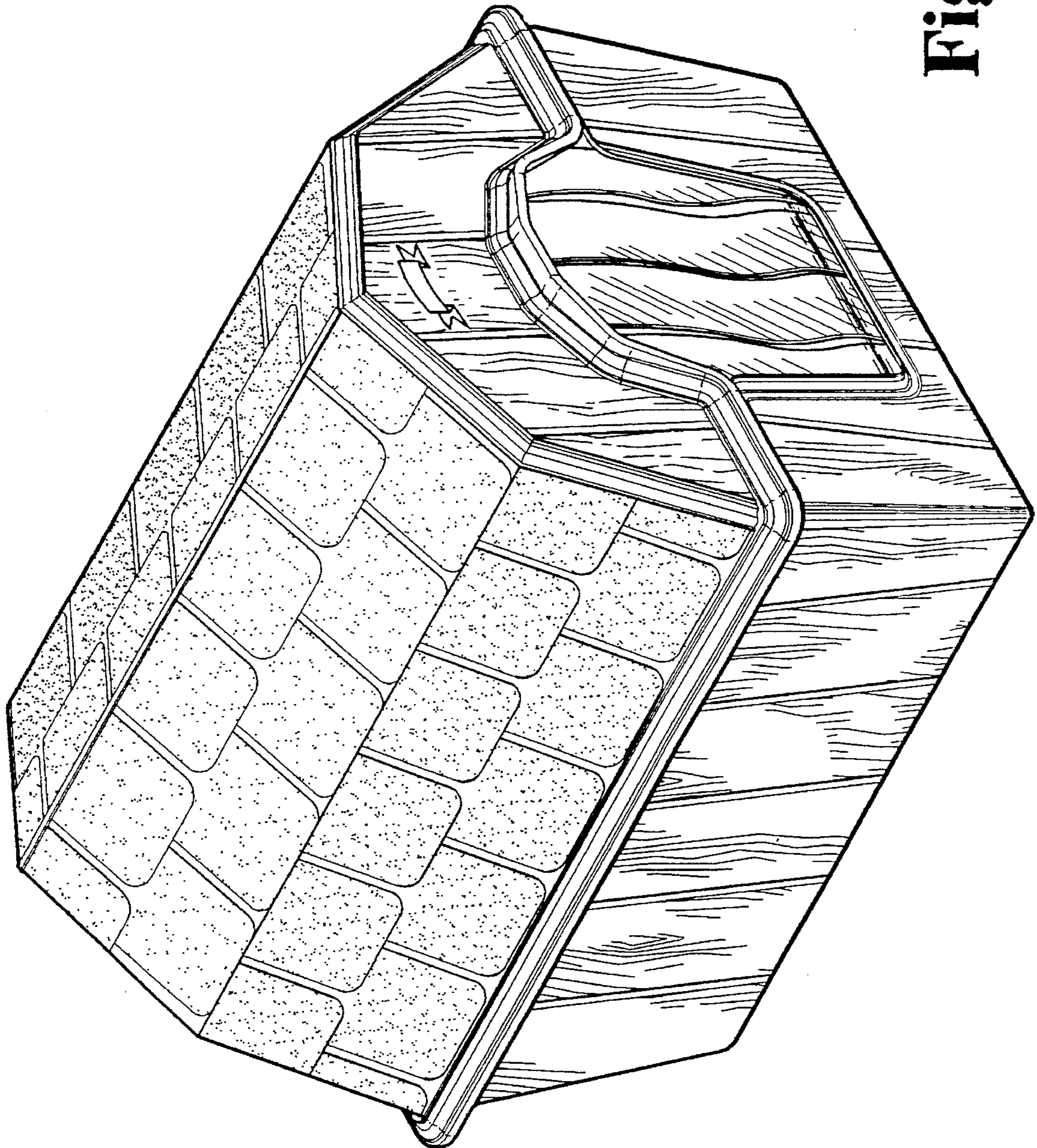


Fig. 6