



US00D366528S

# United States Patent [19]

Crouse et al.

[11] Patent Number: **Des. 366,528**

[45] Date of Patent: **\*\*Jan. 23, 1996**

[54] **POD WITH CABLE FOR COUPLING A PLURALITY OF SENSORS TO A PATIENT MONITOR**

5,033,474 7/1991 Varelis et al. .... 128/696  
5,343,869 9/1994 Pross et al. .... 128/700

### FOREIGN PATENT DOCUMENTS

0553372 8/1993 European Pat. Off. .

*Primary Examiner*—Stella Reid

*Attorney, Agent, or Firm*—Lawrence C. Edelman

[75] Inventors: **Helen C. Crouse**, Waltham, Mass.;  
**Sheldon G. Phillips**, Pasadena, Calif.

[73] Assignee: **Siemens Medical Systems, Inc.**, Iselin,  
N.J.

[\*\*] Term: **14 Years**

[57] **CLAIM**

The ornamental design for a pod with cable for coupling a plurality of sensors to a patient monitor, as shown and described.

[21] Appl. No.: **23,917**

### DESCRIPTION

[22] Filed: **Jun. 3, 1994**

[52] U.S. Cl. .... **D24/187**

[58] Field of Search ..... D24/187; 128/670,  
128/671, 691, 695 R, 696, 700, 706, 710,  
721, 723, 736, 773; 340/712

FIG. 1 is a top, front, left side isometric view of a pod with cable for coupling a plurality of sensors to a patient monitor useful for attachment to a patient monitor;  
FIG. 2 is a left and right side view thereof;  
FIG. 3 is a top view thereof;  
FIG. 4 is a rear view thereof;  
FIG. 5 is a front, view thereof; and,  
FIG. 6 is a bottom view thereof.

### [56] References Cited

#### U.S. PATENT DOCUMENTS

4,916,441 4/1990 Gombrich ..... 340/712  
5,010,890 4/1991 Pfohl et al. .... 128/773

**1 Claim, 4 Drawing Sheets**

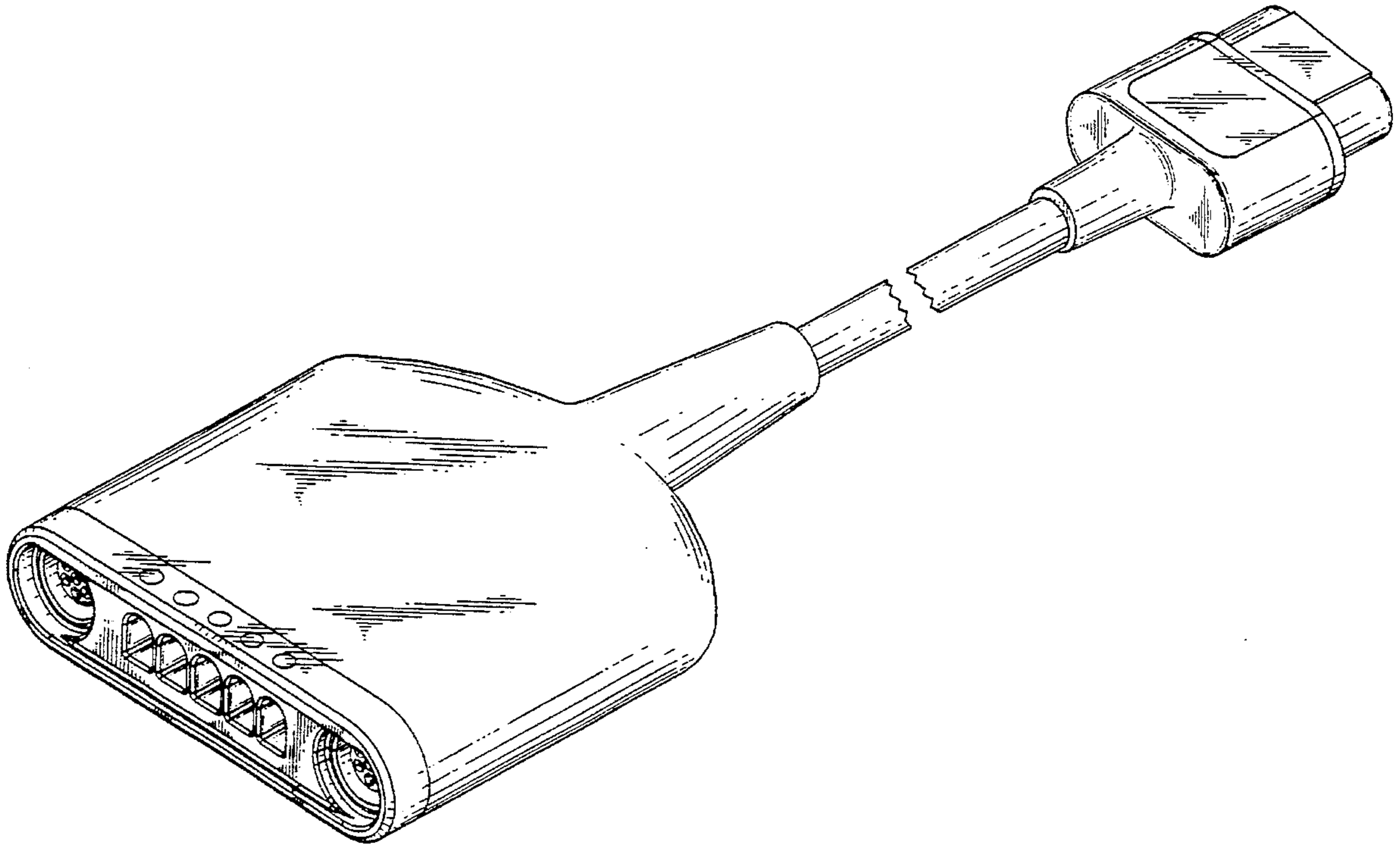


FIG. 1

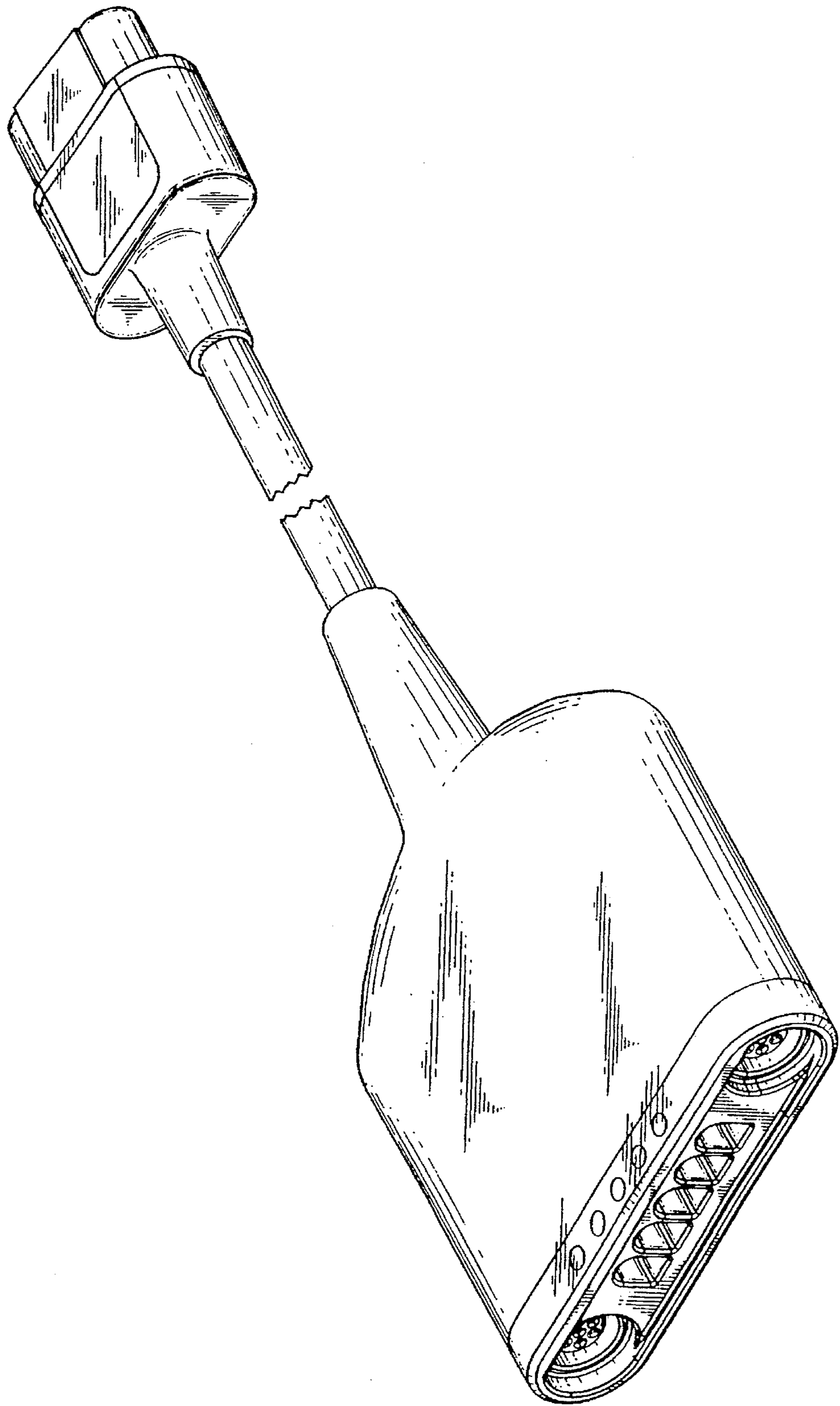


FIG. 2

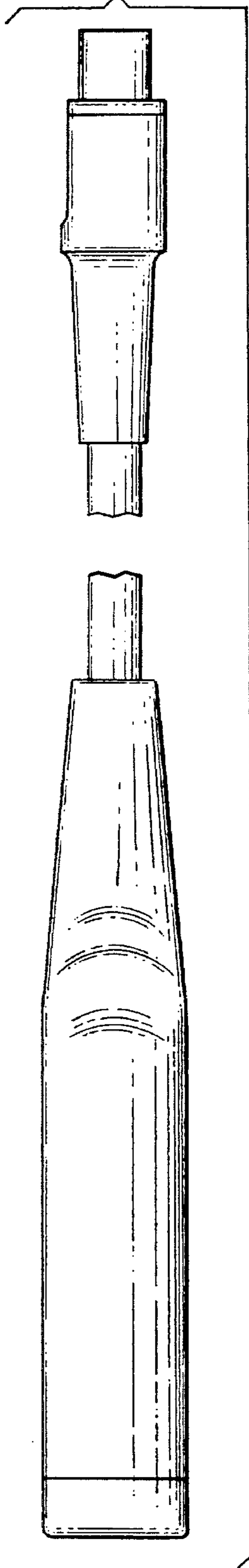

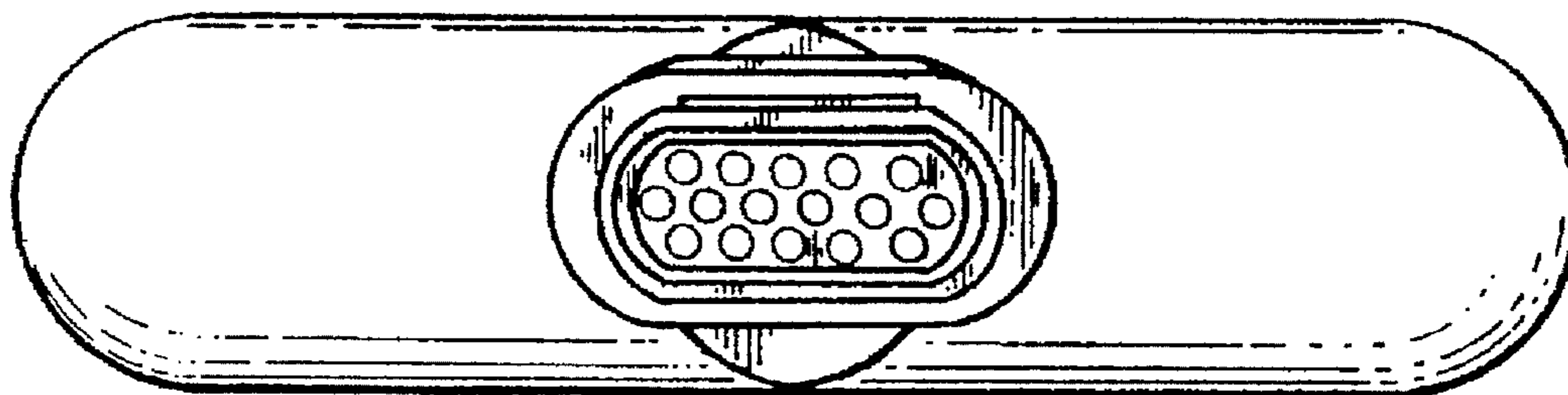


FIG. 3



**FIG. 4**



**FIG. 5**

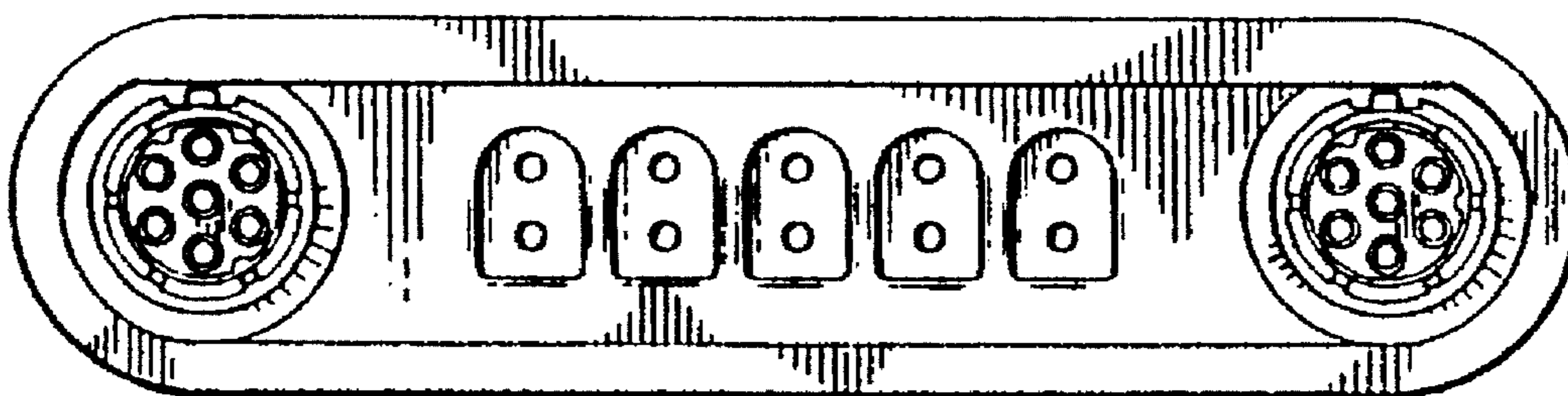


FIG. 6

