



US00D366526S

**United States Patent** [19]  
**Rizzo**

[11] **Patent Number: Des. 366,526**  
[45] **Date of Patent: \*\*Jan. 23, 1996**

[54] **NASAL PROSTHESIS**

[76] Inventor: **Marco Rizzo**, 1329 Lusitana St., Ste. 401, Honolulu, Hi. 96813

[\*\*] Term: **14 Years**

[21] Appl. No.: **20,744**

[22] Filed: **Mar. 31, 1994**

[52] U.S. Cl. .... **D24/155**

[58] Field of Search ..... D24/155; 623/10; 606/199, 196

[56] **References Cited**

**U.S. PATENT DOCUMENTS**

D. 270,759	9/1983	Straith .....	623/10
5,030,232	7/1991	Pham .....	623/10
5,112,353	5/1992	Johansson et al. ....	623/10

**OTHER PUBLICATIONS**

- Sales brochure by Byron published in 1988.
- Sales brochure by McGhan Medical Corporation dated Oct. 1986.
- Sales brochure by Mentor Corporation dated Mar., 1985.

*Primary Examiner*—Stella Reid  
*Attorney, Agent, or Firm*—Martin E. Hsia

[57] **CLAIM**

The ornamental design for a nasal prosthesis, as shown and described.

**DESCRIPTION**

FIG. 1 is a perspective view of a nasal prosthesis, showing

my new design, the broken line showing of a face is for illustrative purposes only and forms no part of the claimed design;

FIG. 2 is a bottom plan view thereof;

FIG. 3 is a front elevational view thereof;

FIG. 4 is a top plan view thereof;

FIG. 5 is a left side elevational view thereof, the right side elevational view being a mirror image;

FIG. 6 is a rear elevational view thereof;

FIG. 7 is a bottom plan view of a second embodiment of a nasal prosthesis;

FIG. 8 is a front elevational view thereof;

FIG. 9 is a top plan view thereof;

FIG. 10 is a left side elevational view thereof, the right side elevational view being a mirror image;

FIG. 11 is a rear elevational view thereof;

FIG. 12 is a bottom plan view of a third embodiment of the nasal prosthesis;

FIG. 13 is a front elevational view thereof;

FIG. 14 is a top plan view thereof;

FIG. 15 is a left side elevational view thereof, the right side elevational view being a mirror image; and,

FIG. 16 is a rear elevational view thereof.

**1 Claim, 2 Drawing Sheets**



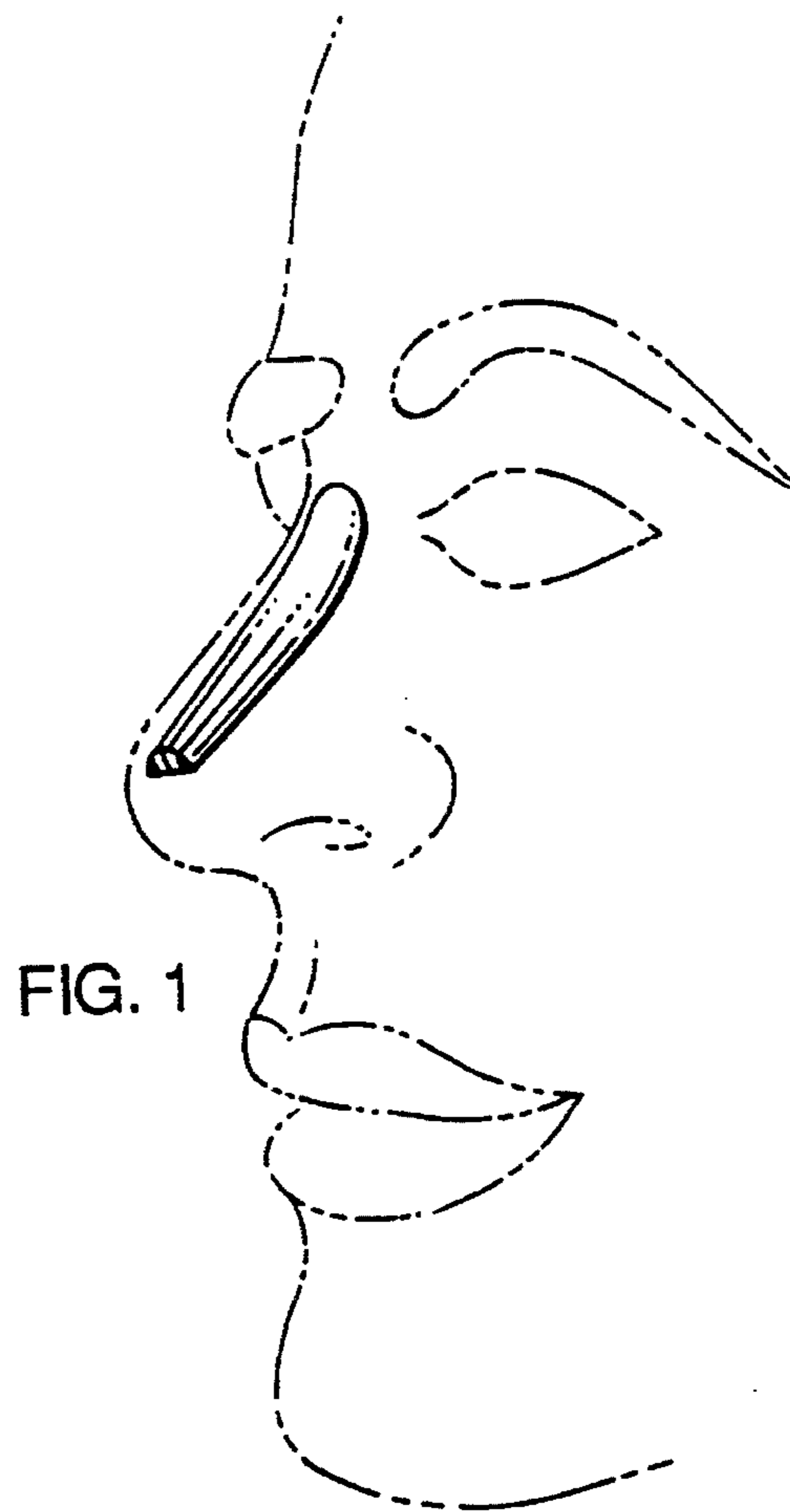


FIG. 2




FIG. 3



FIG. 4




FIG. 5




FIG. 6



FIG. 7




FIG. 8



FIG. 9




FIG. 10




FIG. 11




FIG. 12




FIG. 13

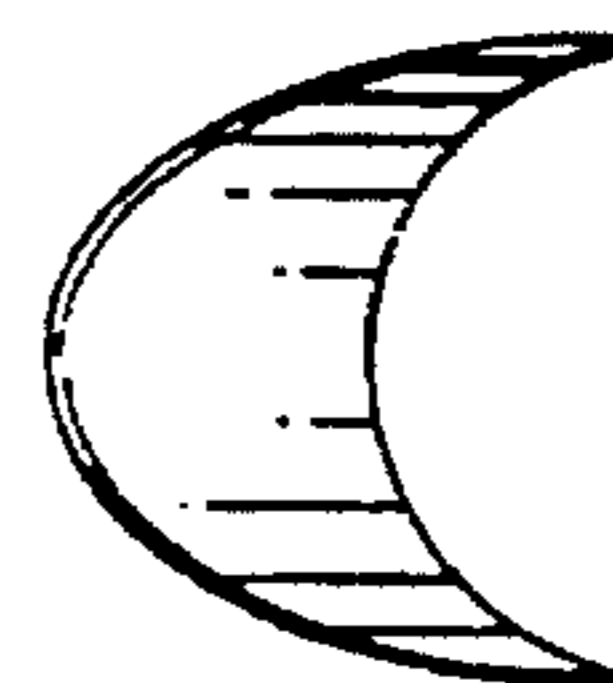


FIG. 14




FIG. 15

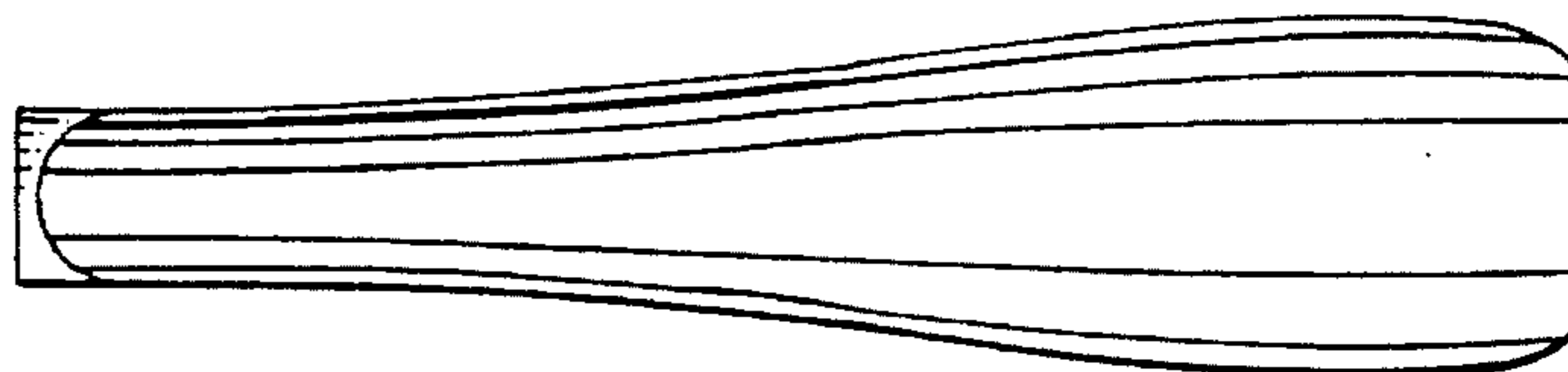


FIG. 16