



US00D366501S

United States Patent [19]

Shamoon

[11] Patent Number: **Des. 366,501**

[45] Date of Patent: ****Jan. 23, 1996**

[54] **CLIPBOARD**

[76] Inventor: **Ellis N. Shamoon**, 2833 Park Bridge Ct., Dallas, Tex. 75219

[**] Term: **14 Years**

[21] Appl. No.: **34,732**

[22] Filed: **Feb. 10, 1995**

[52] U.S. Cl. **D19/88**; D19/36; D19/65

[58] Field of Search D19/35, 36, 52, D19/65, 75, 78, 86, 88, 90, 99, 100; 248/441.1, 442.2, 451, 452; 434/81, 85, 429; 206/214, 1.7-1.9, 371, 224

[56] **References Cited**

U.S. PATENT DOCUMENTS

D. 90,769	9/1933	Kamen	D19/83
D. 313,819	1/1991	Craft, Jr. et al.	D19/88
D. 330,915	11/1992	Shing-Wai	D19/88
D. 353,623	12/1994	Jones et al.	D19/88
D. 354,636	1/1995	Cable	D19/88 X
2,170,709	8/1939	Cutrow	41/4

2,741,048	4/1956	Shelton	41/5
3,188,036	6/1965	Sprung	248/205
3,346,098	10/1967	Sherbinin	206/1.7
3,389,945	6/1968	Thomas	312/231
3,620,362	11/1971	Valdez	248/441
5,116,012	5/1992	Offenhauer et al.	248/452
5,180,133	1/1993	Chang	248/452

Primary Examiner—Martie Thompson
Attorney, Agent, or Firm—Daniel V. Thompson

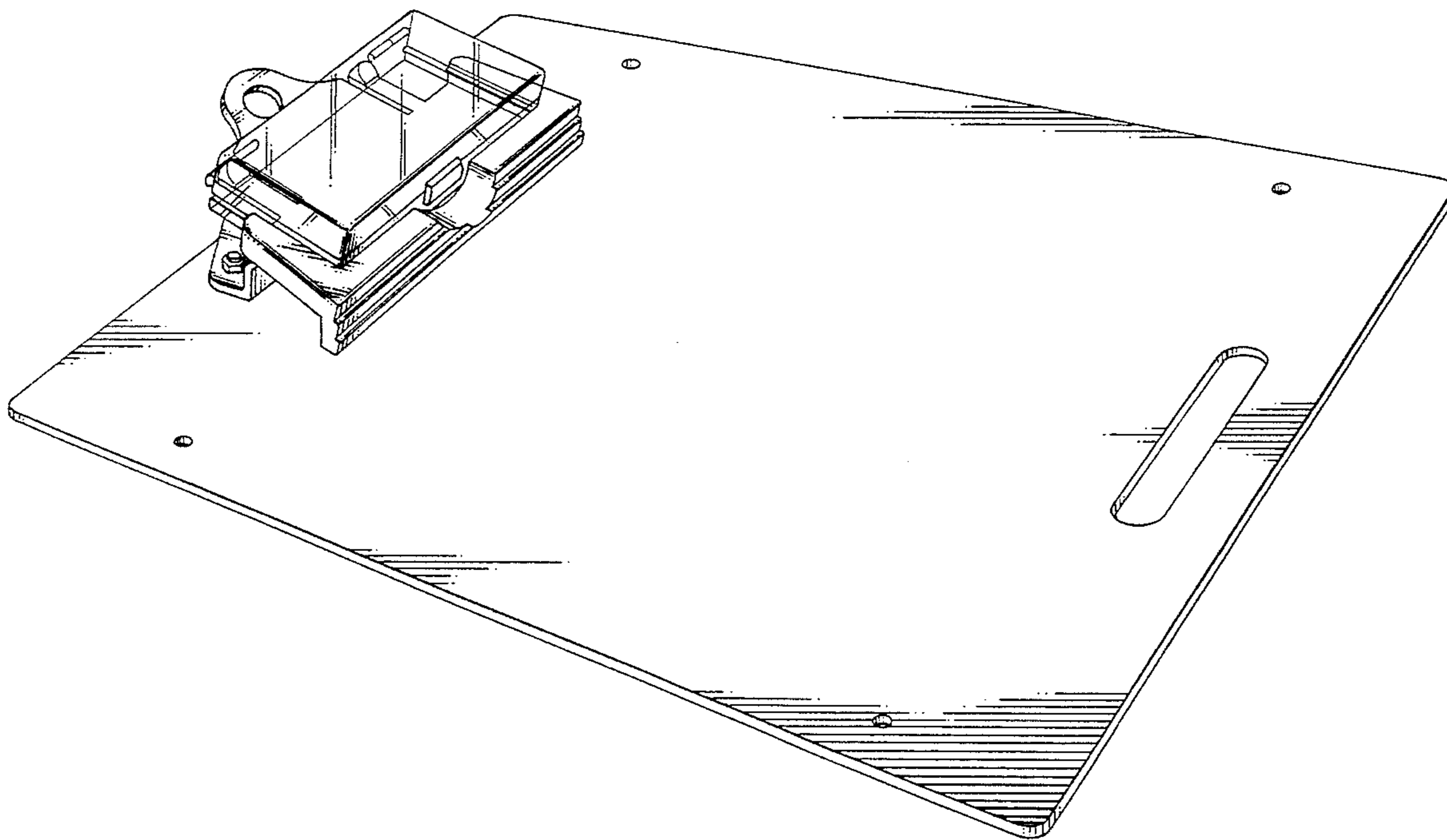
[57] **CLAIM**

The ornamental design for a clipboard, as shown and described.

DESCRIPTION

FIG. 1 is a perspective view;
FIG. 2 is a side view;
FIG. 3 is a front view;
FIG. 4 is an end view;
FIG. 5 is a top; and,
FIG. 6 is a bottom view.

1 Claim, 4 Drawing Sheets



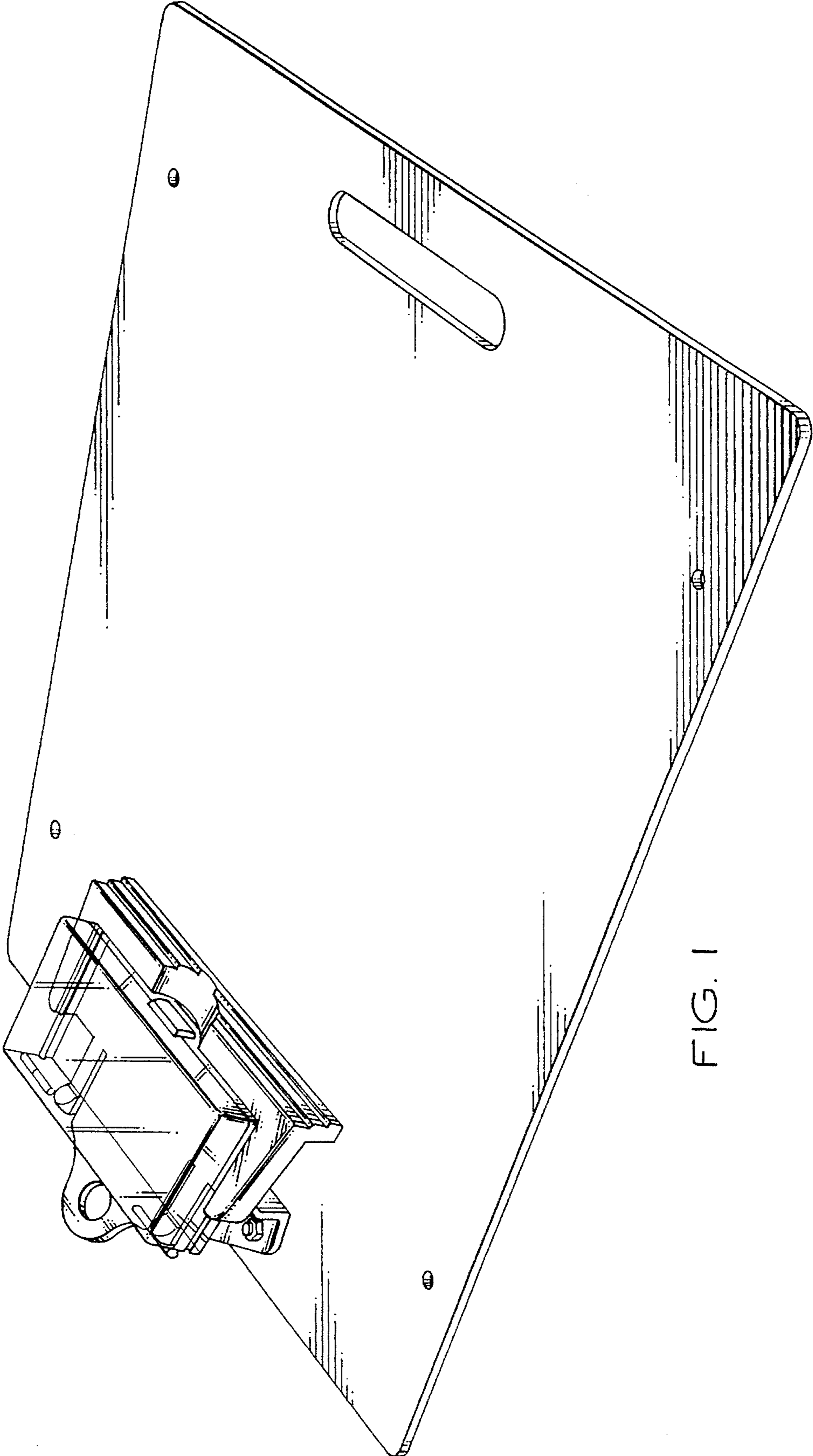


FIG. 1

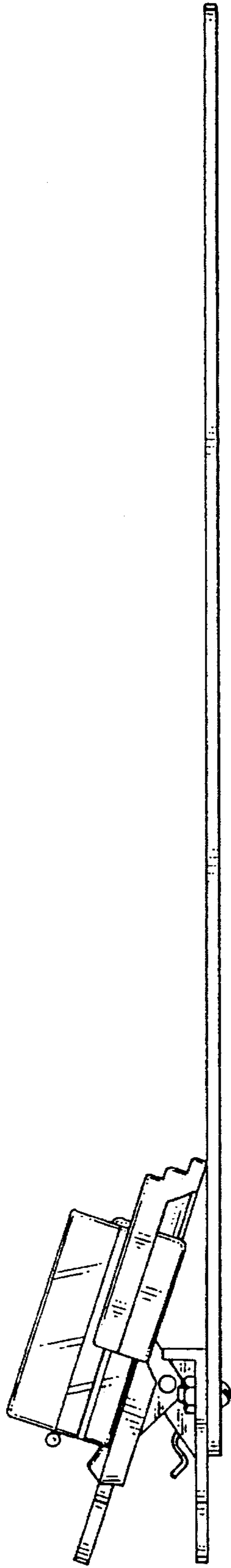


FIG. 2

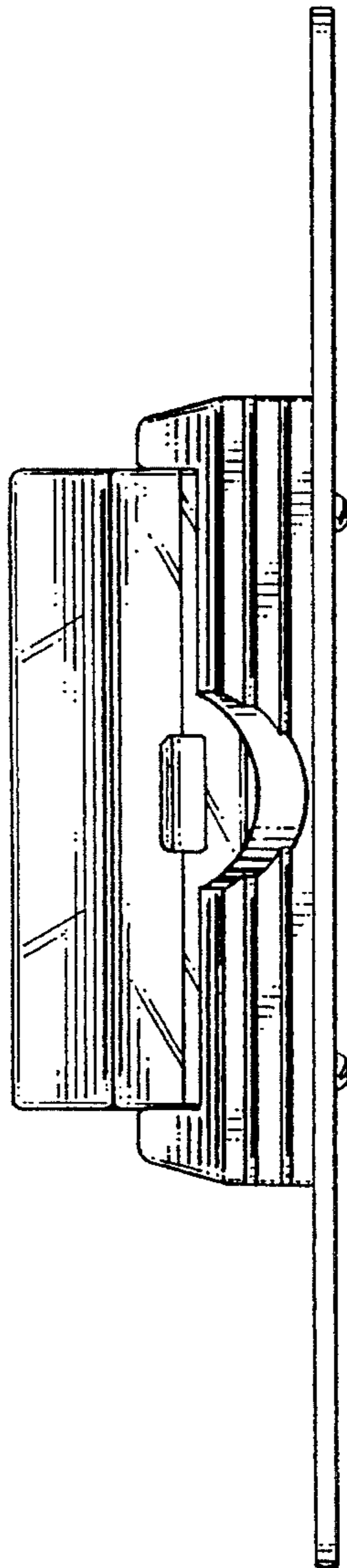


FIG. 3

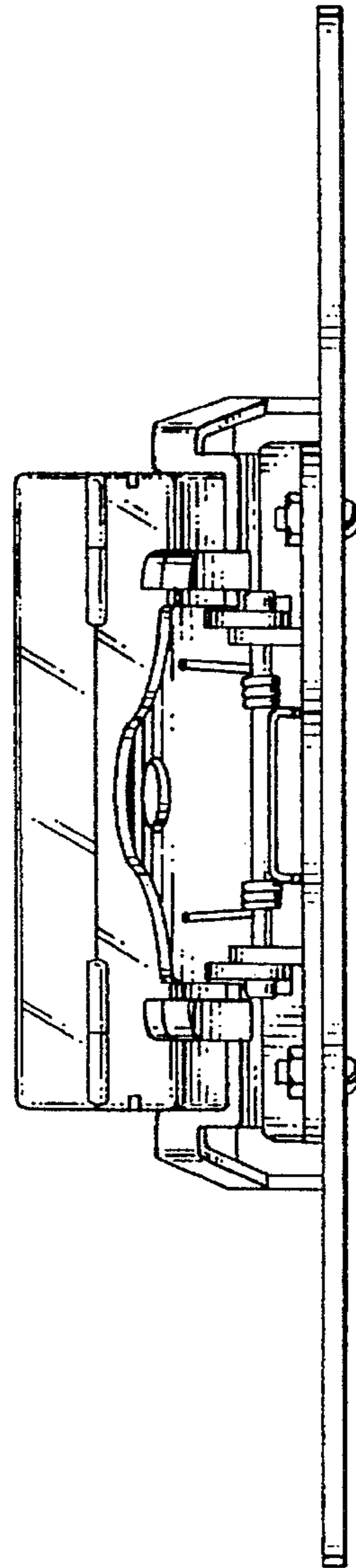


FIG. 4




FIG. 5

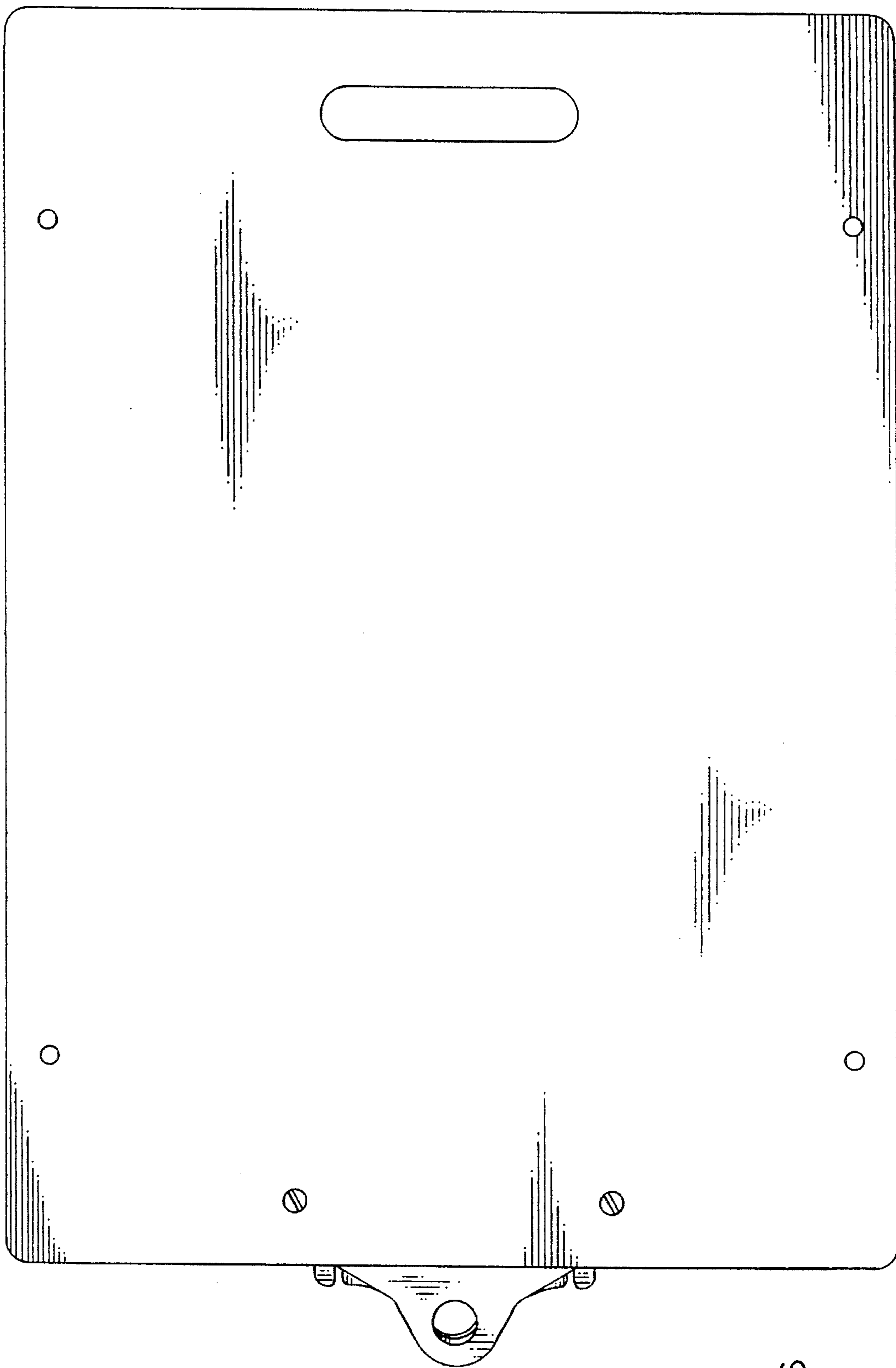


FIG. 6