



US00D366500S

United States Patent [19]
Goldthwaite

[11] **Patent Number: Des. 366,500**

[45] **Date of Patent: **Jan. 23, 1996**

[54] **DESK CADDY FOR ASSORTED OFFICE ARTICLES**

[76] Inventor: **Stephen A. Goldthwaite**, 14 Lanz La., Ellington, Conn.

[**] Term: **14 Years**

[21] Appl. No.: **26,262**

[22] Filed: **Jul. 25, 1994**

[52] U.S. Cl. **D19/82; D6/303; D19/77; D19/85**

[58] **Field of Search** **D6/303; D21/59, D21/111; D14/106; D19/65, 75, 76, 77, 78, 81-85, 86, 92, 95, 96, 97, 99, 100; 206/214, 224, 371; 211/69.1-69.9**

[56] **References Cited**

U.S. PATENT DOCUMENTS

- D. 21,387 3/1892 Roeber D19/82 X
- D. 264,481 5/1982 Russo D19/75
- D. 281,179 10/1985 Weiland et al. D21/59

- D. 288,687 3/1987 Major D14/106
- D. 304,346 10/1989 Fung D19/76
- D. 322,462 12/1991 Wehrle D19/97 X
- D. 326,488 5/1992 Carroll D14/106 X
- D. 332,631 1/1993 Klodt D19/85 X

Primary Examiner—Martie Thompson
Attorney, Agent, or Firm—Our Pal(R)

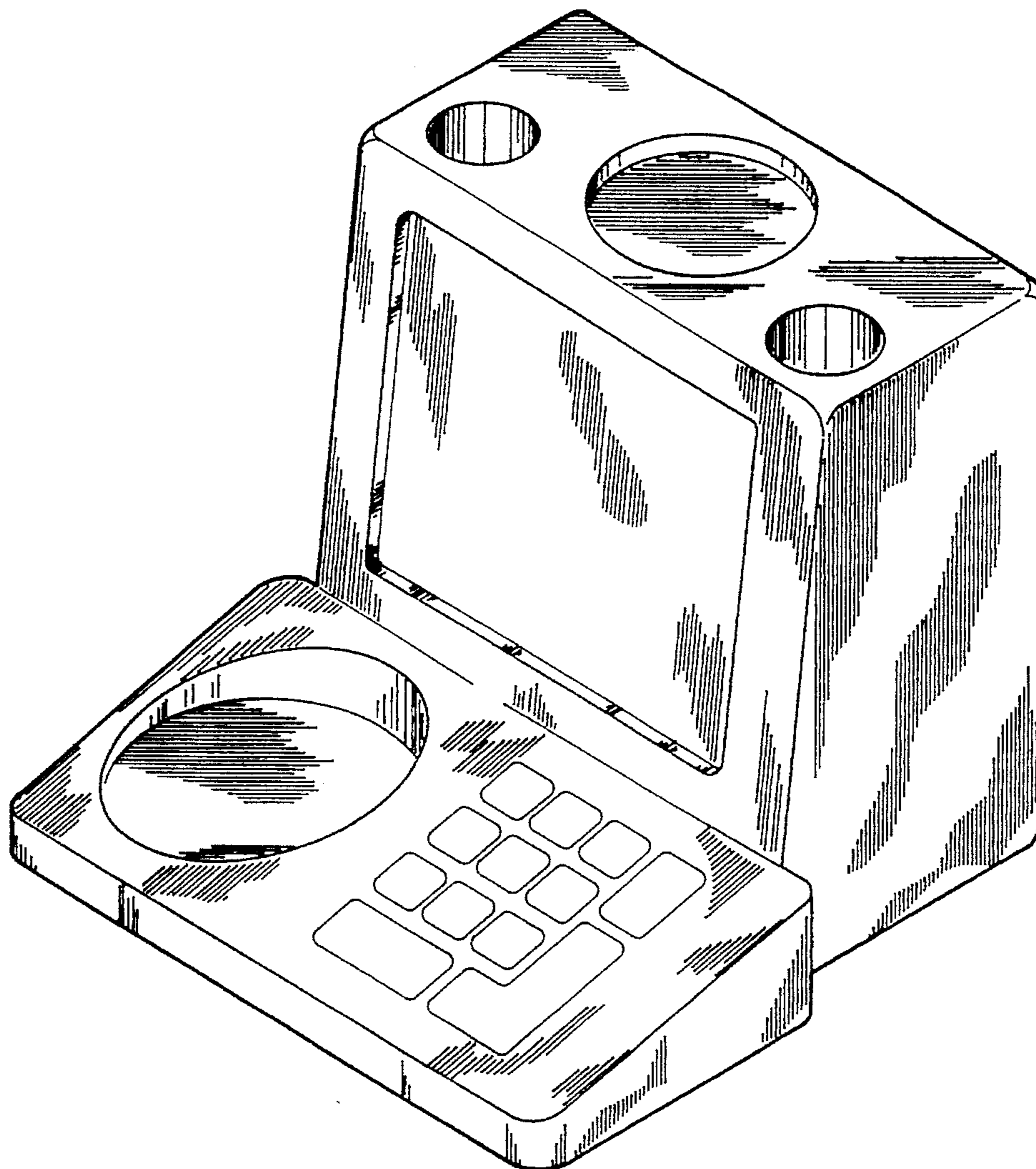
[57] **CLAIM**

The ornamental design for a desk caddy for assorted office articles, showing my new design.

DESCRIPTION

FIG. 1 is a perspective view of the desk caddy for assorted office articles showing my new design; FIG. 2 is a top elevation view thereof; FIG. 3 is a front elevation view thereof; FIG. 4 is a side elevation view thereof; FIG. 5 is a rear elevation thereof; and, FIG. 6 is a bottom elevation thereof.

1 Claim, 3 Drawing Sheets






Fig. 1




Fig. 2

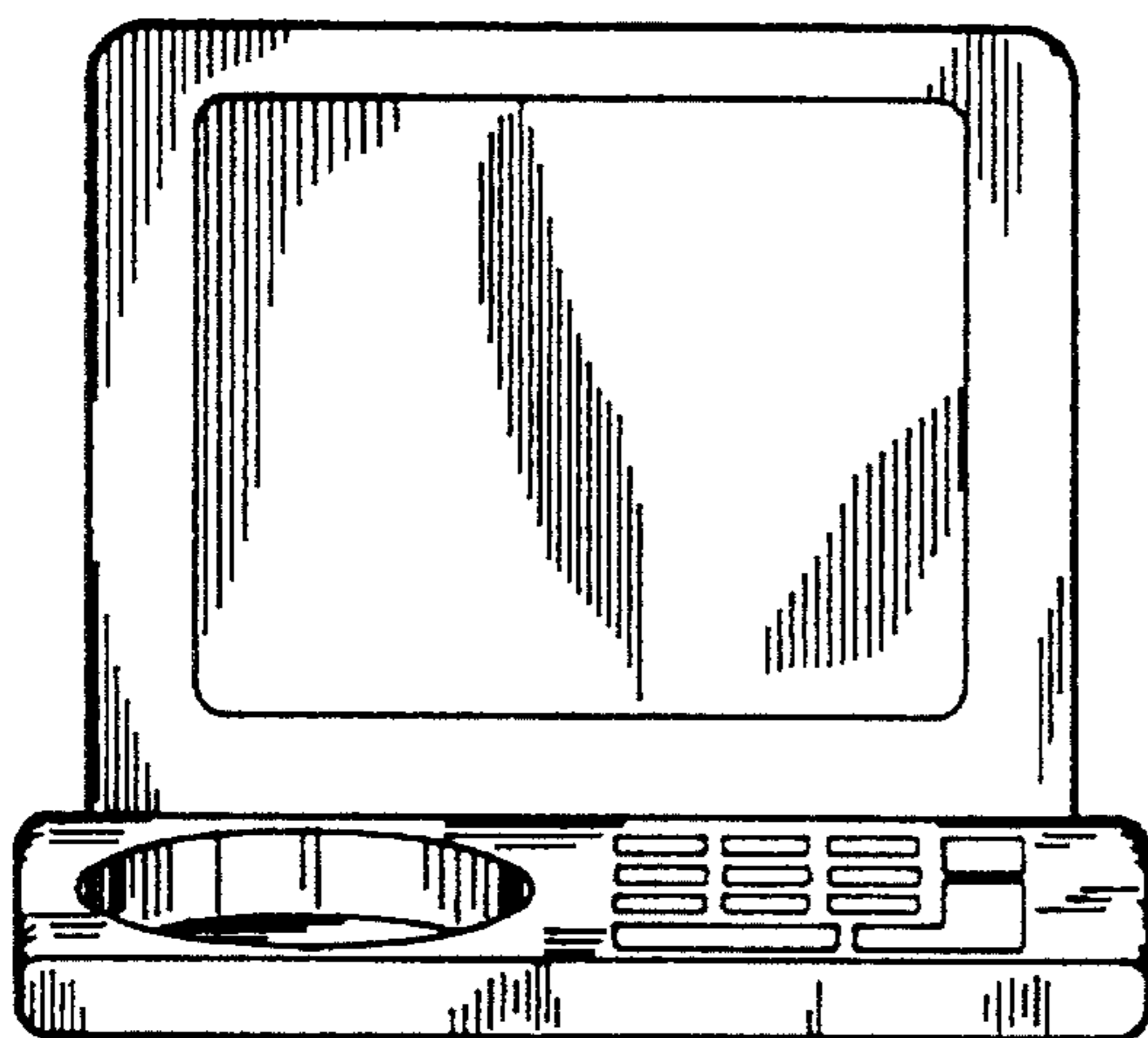


Fig. 3



Fig. 4

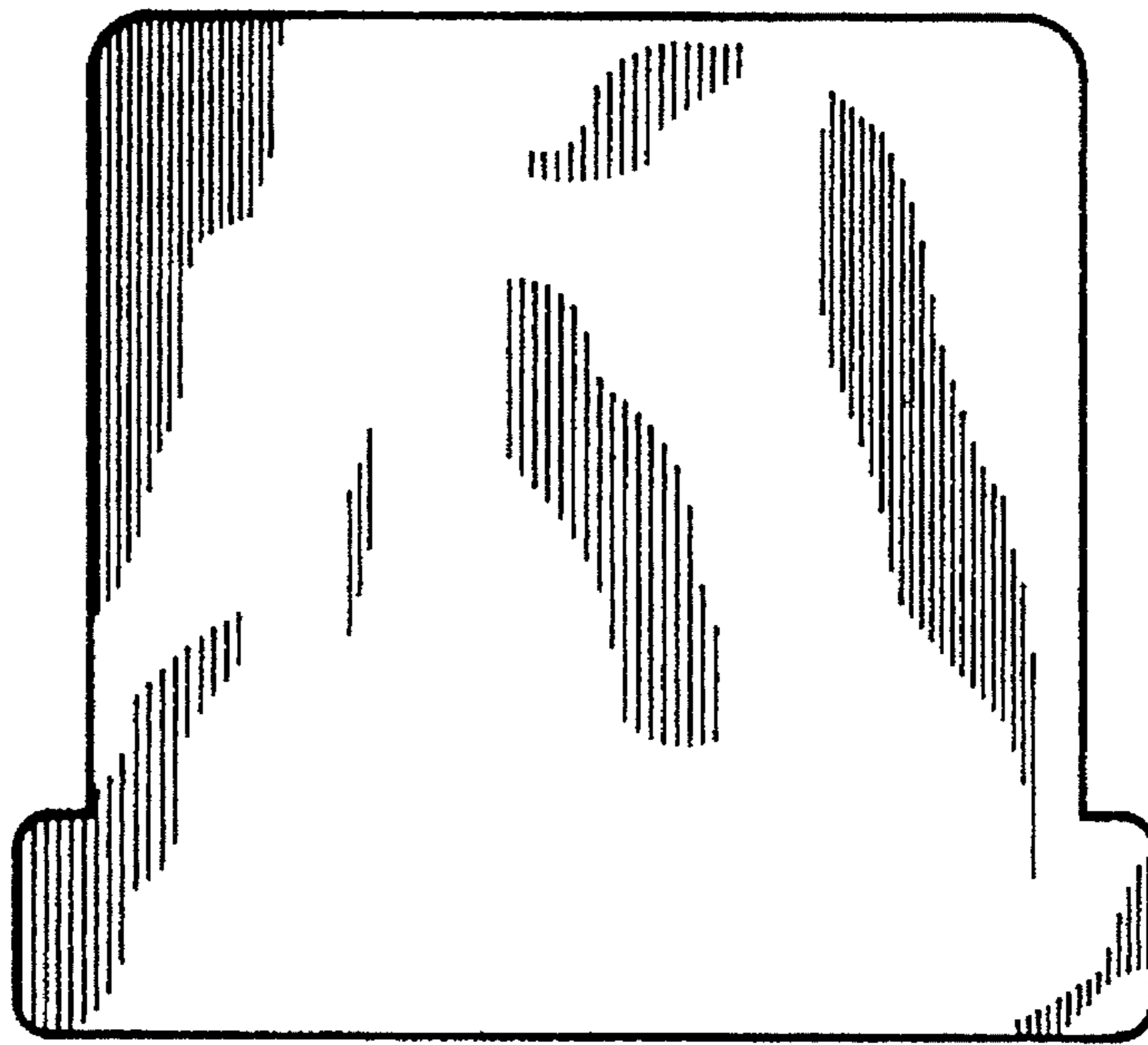


Fig. 5

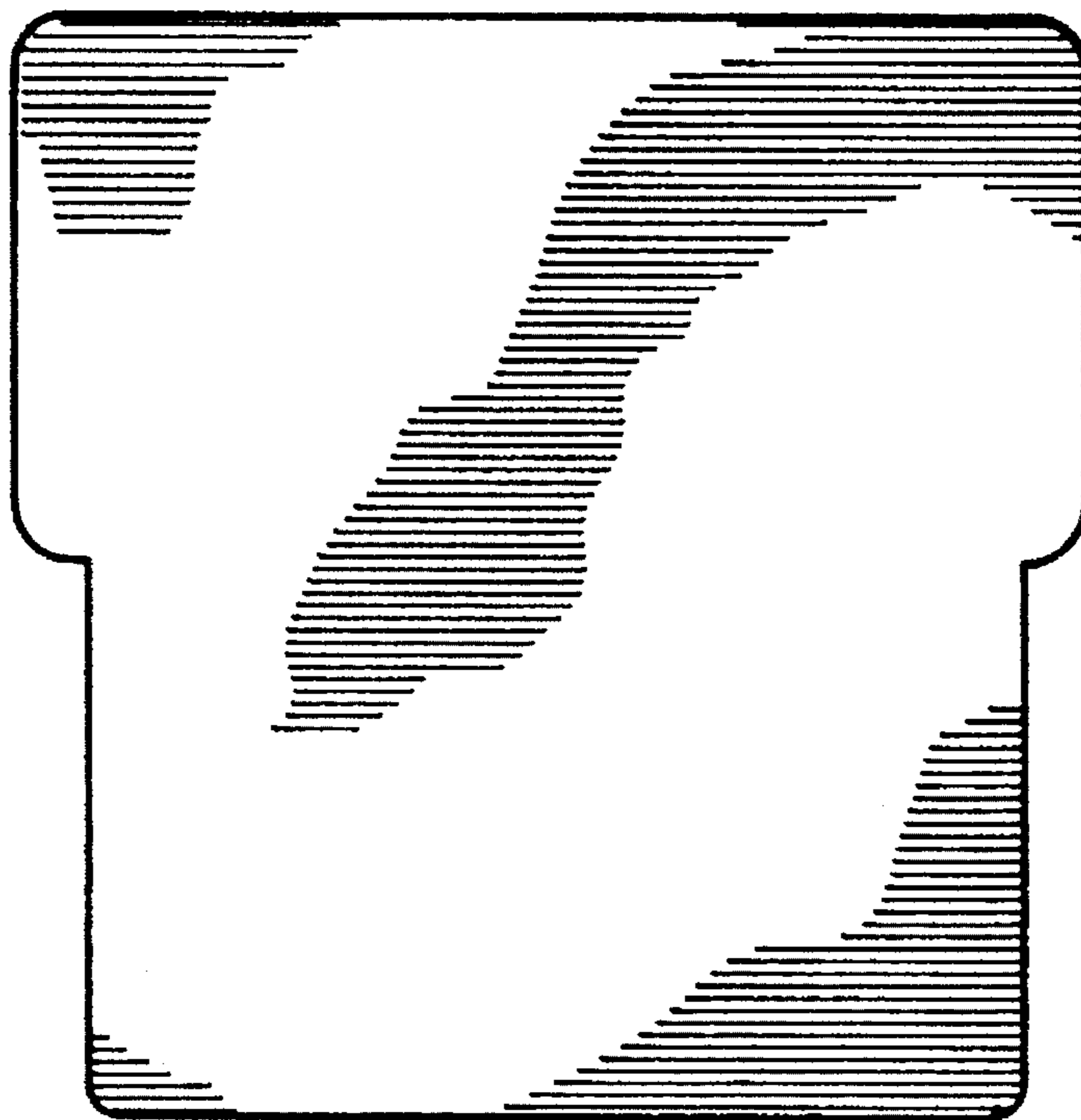


Fig. 6