



US00D366497S

United States Patent [19]
Otake

[11] **Patent Number: Des. 366,497**

[45] **Date of Patent: **Jan. 23, 1996**

[54] **WRITING INSTRUMENT**

[75] **Inventor: Yasuo Otake, Los Angeles, Calif.**

[73] **Assignee: Pentel of America, Ltd., Japan**

[**] **Term: 14 Years**

[21] **Appl. No.: 23,209**

[22] **Filed: May 19, 1994**

[52] **U.S. Cl. D19/51; D19/56; D19/43; D19/57**

[58] **Field of Search D19/35, 36, 41-51, D19/54-58, 81-85; 401/196, 202, 99, 209, 243-247**

[56] **References Cited**

U.S. PATENT DOCUMENTS

- D. 162,805 4/1951 Ferber D19/48
- D. 169,307 4/1953 Ferber D19/48
- D. 310,684 9/1990 Itoh D19/57
- D. 328,919 8/1992 Bulgari D19/43 X
- D. 329,873 9/1992 Tu D19/48

- D. 338,038 8/1993 Oka et al. D19/48
- D. 340,476 10/1993 Hiromori D19/51
- D. 341,623 11/1993 Chuang D19/51 X
- D. 351,417 10/1994 Oka D19/57
- 2,215,084 9/1940 Neal 401/192

Primary Examiner—Martie Thompson
Attorney, Agent, or Firm—Adams & Wilks

[57] **CLAIM**

The ornamental design for a writing instrument, as shown and described.

DESCRIPTION

FIG. 1 is a front elevational view of a writing instrument with the cap on showing my new design;
FIG. 2 is a left side elevational view thereof, the right side being the same in appearance as the left side;
FIG. 3 is a rear elevational view thereof;
FIG. 4 is a top plan view thereof;
FIG. 5 is a bottom plan view thereof; and,
FIG. 6 is a front elevational view thereof with the cap removed.

1 Claim, 1 Drawing Sheet

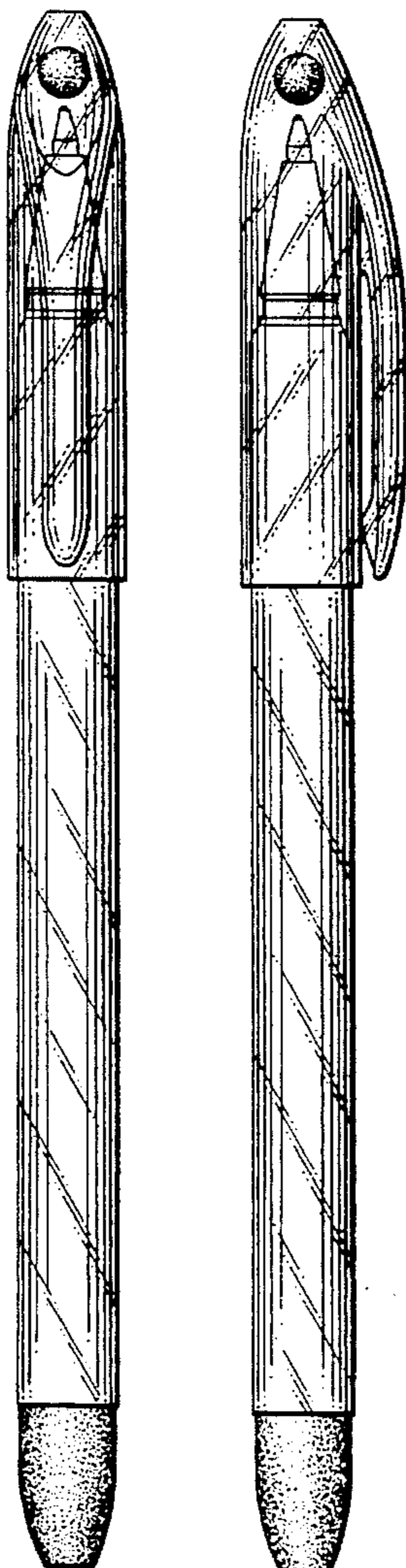




FIG. 4



FIG. 6



FIG. 1

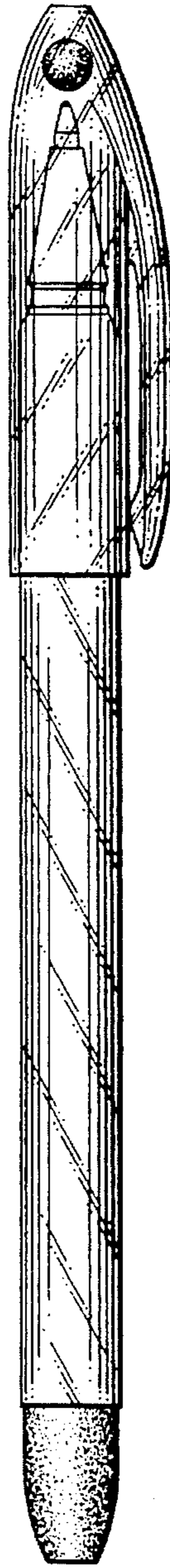


FIG. 2

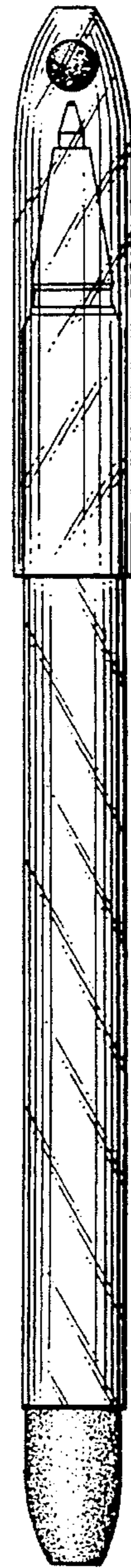


FIG. 3



FIG. 5