



US00D366494S

United States Patent [19]
Bishop

[11] **Patent Number: Des. 366,494**

[45] **Date of Patent: **Jan. 23, 1996**

[54] **DUPLEX ATTACHMENT FOR A PRINTER**

[75] Inventor: **David C. Bishop**, Lexington, Ky.

[73] Assignee: **Lexmark International, Inc.**,
Greenwich, Conn.

[**] Term: **14 Years**

[21] Appl. No.: **28,031**

[22] Filed: **Sep. 2, 1994**

[52] U.S. Cl. **D18/49**

[58] **Field of Search** D18/36-46; 271/3,
271/3.1, 8.1, 9, 10, 110, 111, 147; 355/200,
308, 309, 321; 358/498

[56] **References Cited**

U.S. PATENT DOCUMENTS

D. 356,816 3/1995 Cahill et al. D18/46 X

Primary Examiner—Alan P. Douglas
Assistant Examiner—S. Snapp
Attorney, Agent, or Firm—John A. Brady

[57] **CLAIM**

The ornamental design for a duplex attachment for a printer, as shown and described.

DESCRIPTION

FIG. 1 is a top plan view of a duplex attachment for a printer showing my new design;
FIG. 2 is a front elevational view thereof;
FIG. 3 is a right side elevational view thereof;
FIG. 4 is a left side elevational view thereof;
FIG. 5 is a rear elevational view thereof;
FIG. 6 is a bottom plan view thereof; and,
FIG. 7 is a top, front right side perspective view thereof.

1 Claim, 7 Drawing Sheets




FIG. 1




FIG. 2




FIG. 3




FIG. 4




FIG. 5




FIG. 6




FIG. 7

