



US00D366443S

United States Patent [19]

[11] Patent Number: **Des. 366,443**

Bach et al.

[45] Date of Patent: ****Jan. 23, 1996**

[54] **VEHICLE WHEEL STOP MAT**

Home Trends catalog, p. 33, 1993.

[75] Inventors: **Gary M. Bach**, Appleton; **James E. Buchman**, Hortonville, both of Wis.

Primary Examiner—Alan P. Douglas
Assistant Examiner—S. Snapp
Attorney, Agent, or Firm—Alan T. McDonald

[73] Assignee: **Reynolds Consumer Products Inc.**, Appleton, Wis.

[**] Term: **14 Years**

[57] CLAIM

The ornamental design for a vehicle wheel stop mat, as shown and described herein.

[21] Appl. No.: **33,662**

[22] Filed: **Jan. 18, 1995**

DESCRIPTION

[52] U.S. Cl. **D12/217**

[58] Field of Search **D12/217; D8/402; 188/32; 16/82, 84, 86 B**

[56] References Cited

U.S. PATENT DOCUMENTS

D. 253,408	11/1979	Sargent	D12/217
D. 280,611	9/1985	Nelson	D12/217
D. 314,938	2/1991	Anderson	D12/217
2,956,646	10/1980	Iagren et al.	188/32
3,338,338	8/1967	Lindeen	188/32
3,734,241	5/1973	Hale	188/32
4,641,994	2/1987	Hankison	404/6
4,911,270	3/1990	Hudson	188/32
5,266,378	11/1993	Stephenson et al.	428/156

OTHER PUBLICATIONS

Mid America Designs, Inc. catalog, p. 192, Summer 1992.
Herrington catalog, p. unknown, Summer 1992.
Herrington catalog, p. 60, Valentines 1993.

FIG. 1 is a perspective view of a vehicle wheel stop mat showing our new design;

FIG. 2 is a back view of the vehicle wheel stop mat shown in FIG. 1;

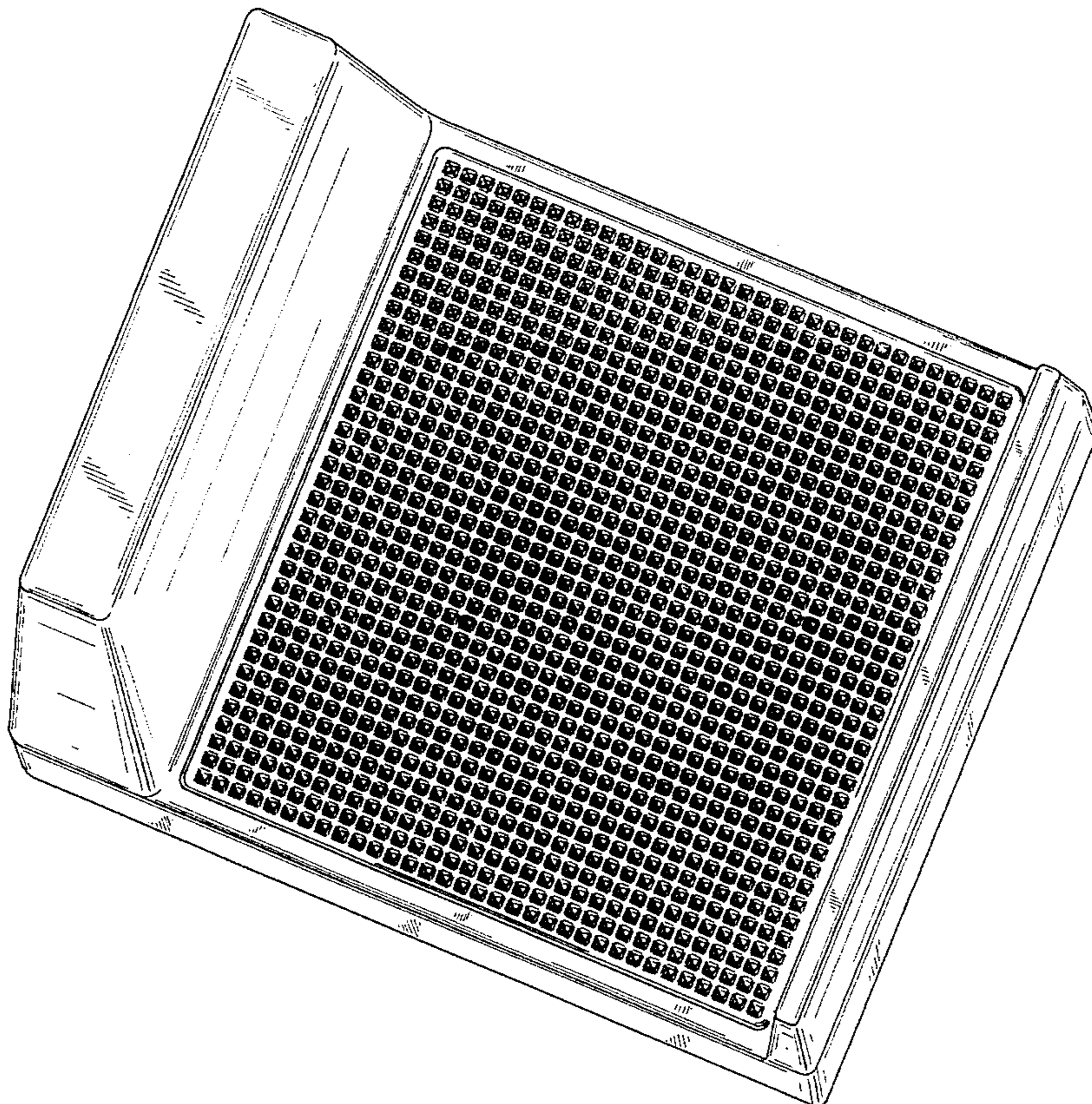
FIG. 3 is a front view of the vehicle wheel stop mat shown in FIG. 1;

FIG. 4 is a left side view of the vehicle wheel stop mat shown in FIG. 1, the right side view being a mirror image thereof;

FIG. 5 is a top plan view of the vehicle wheel stop mat shown in FIG. 1; and,

FIG. 6 is a bottom plan view of the vehicle wheel stop mat shown in FIG. 1.

1 Claim, 4 Drawing Sheets



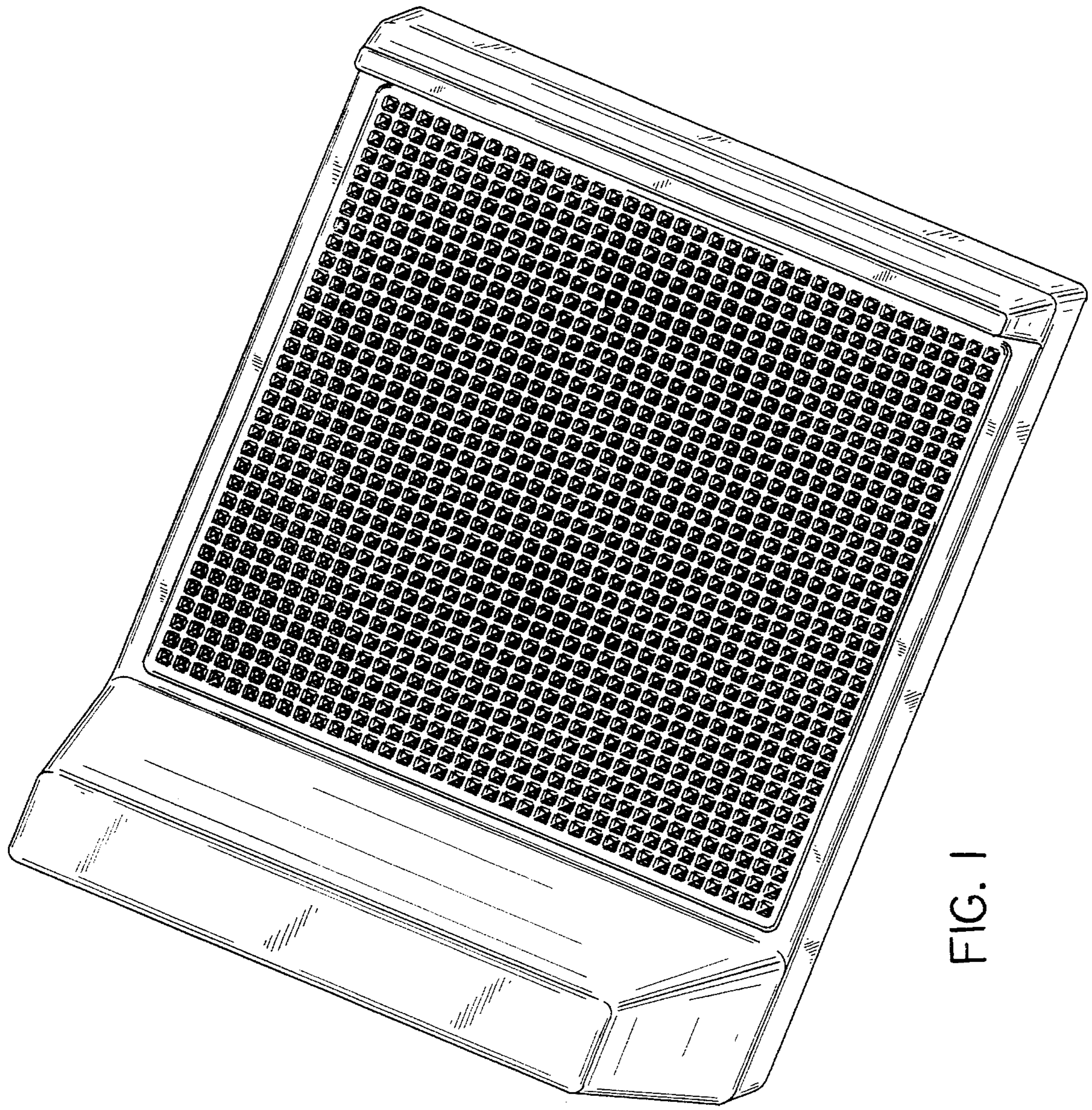


FIG. 1




FIG. 2




FIG. 3




FIG. 4




FIG. 5




FIG. 6