



US00D366436S

United States Patent [19]

[11] Patent Number: **Des. 366,436**

Blottko et al.

[45] Date of Patent: ****Jan. 23, 1996**

[54] **TAXIMETER**

[75] Inventors: **Andreas Blottko; Reinhard Renner,**
both of Esslingen, Germany

[73] Assignee: **VDO Kienzle GmbH,**
Villingen-Schwenningen, Germany

[**] Term: **14 Years**

[21] Appl. No.: **34,305**

[22] Filed: **Feb. 1, 1995**

4,574,189 3/1986 Adams et al. 235/45 X
 4,685,116 8/1987 Toumayan D10/97 X
 4,789,774 12/1988 Koch et al. 235/45 X
 5,274,561 12/1993 Adams et al. 235/30 R X
 5,319,613 6/1994 Adams 235/30 R X
 5,397,880 3/1995 Georgilis 235/30 R X

Primary Examiner—Antoine Duval Davis
Attorney, Agent, or Firm—Anderson Kill Olick & Oshinsky

Related U.S. Application Data

[63] Continuation-in-part of Ser. No. 13,394, Sep. 23, 1993,
abandoned.

[30] Foreign Application Priority Data

Mar. 23, 1993 [DE] Germany 93 02 317
 [52] U.S. Cl. **D10/97**
 [58] Field of Search D10/97, 103; D13/177;
235/29 R, 38 R, 38A, 33, 45; 364/467

[56] References Cited

U.S. PATENT DOCUMENTS

D. 293,557 1/1988 Bartholomän et al. D10/97

[57] CLAIM

The ornamental design for a taximeter, as shown and described.

DESCRIPTION

FIG. 1 is a front view of a taximeter showing our new design;
 FIG. 2 is a top view thereof;
 FIG. 3 is a bottom view thereof;
 FIG. 4 is a right side view thereof;
 FIG. 5 is a rear view thereof; and,
 FIG. 6 is a left side view thereof.

1 Claim, 2 Drawing Sheets

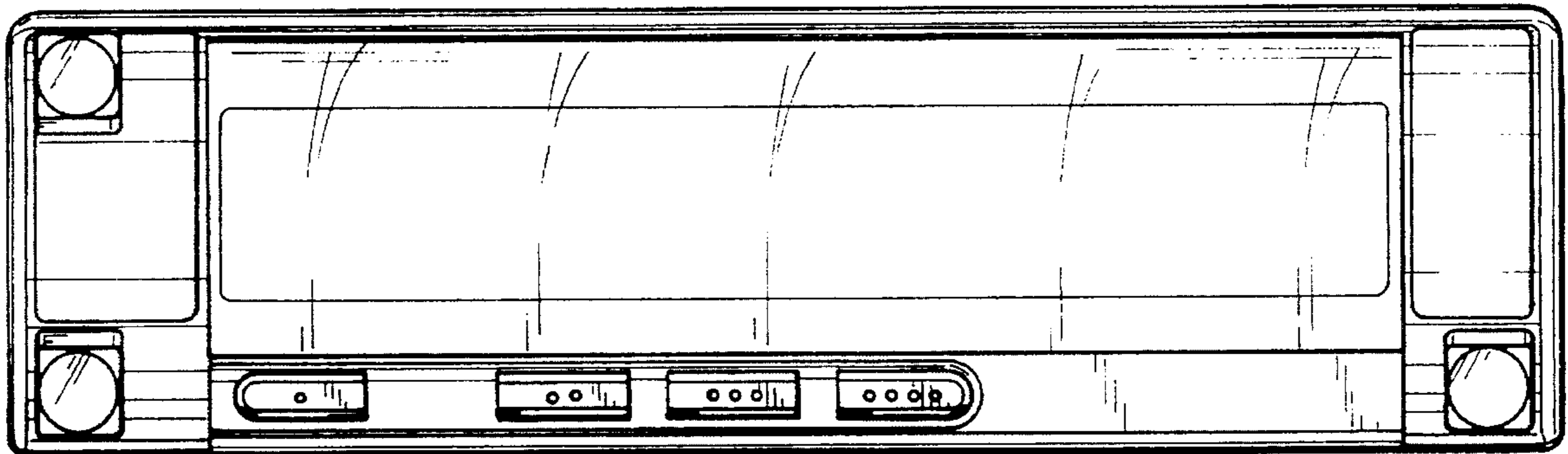


FIG. 2

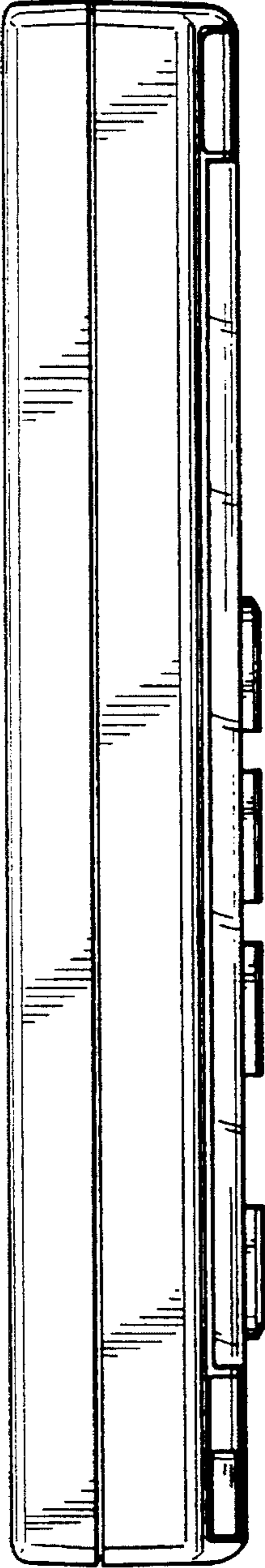


FIG. 1

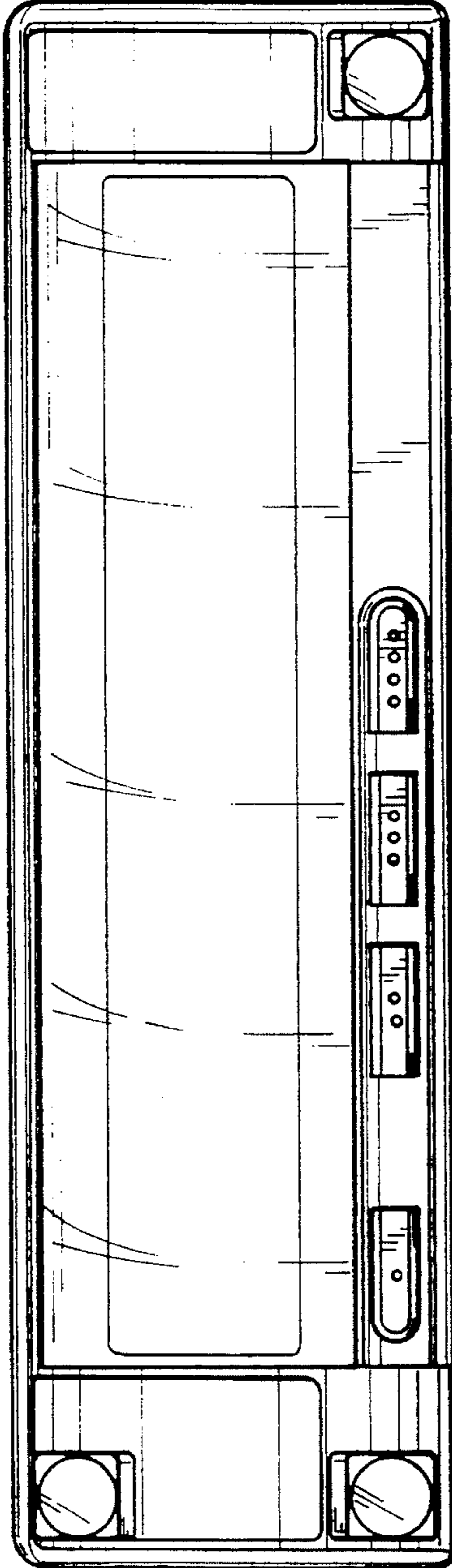


FIG. 3

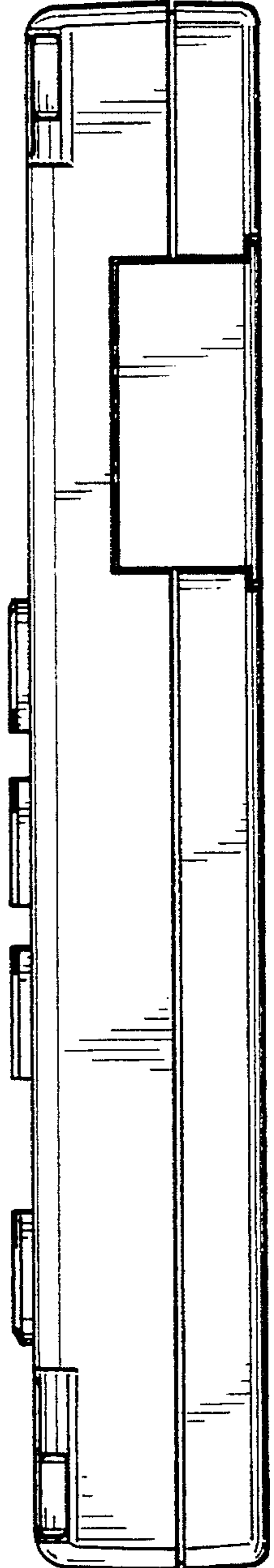
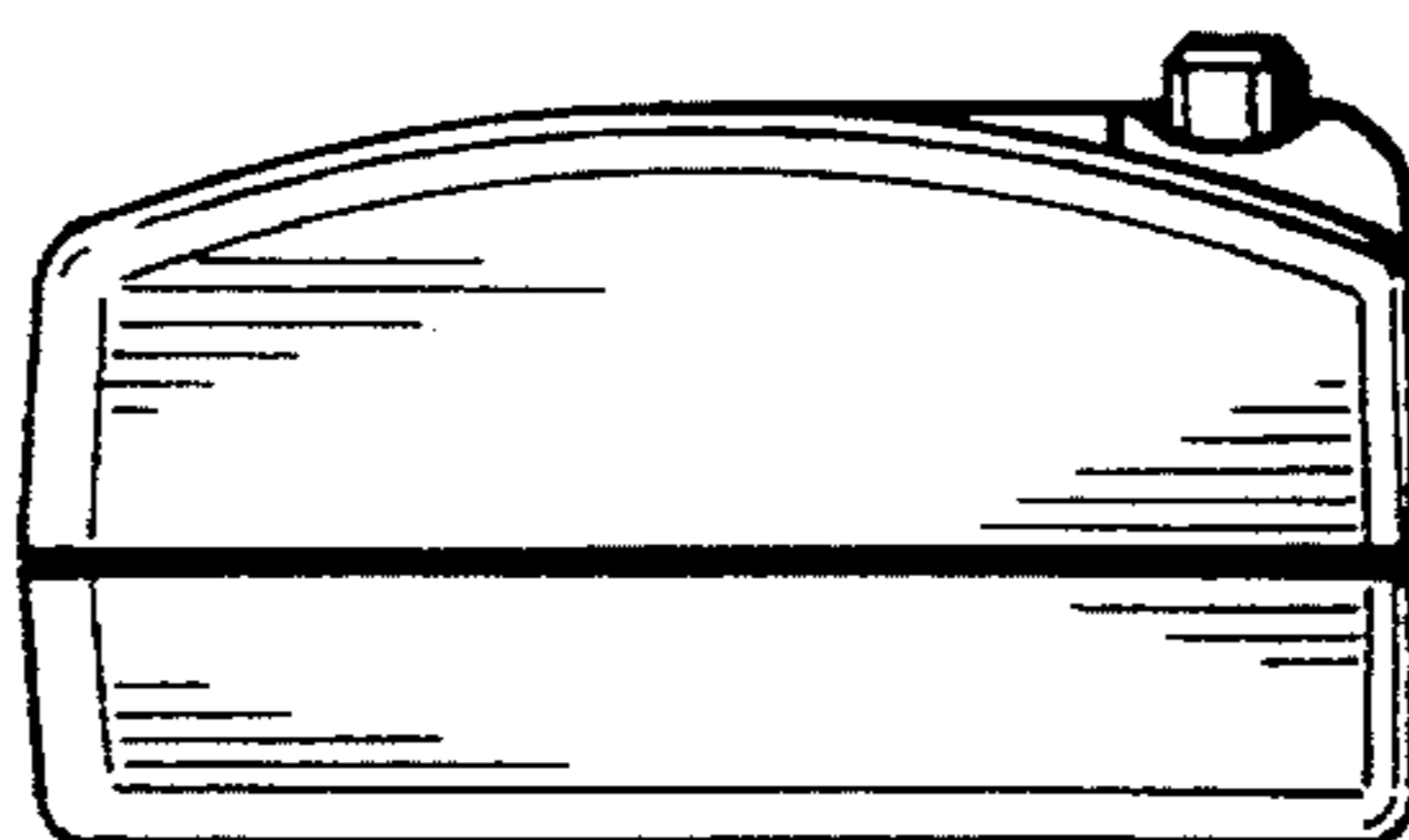


FIG. 4



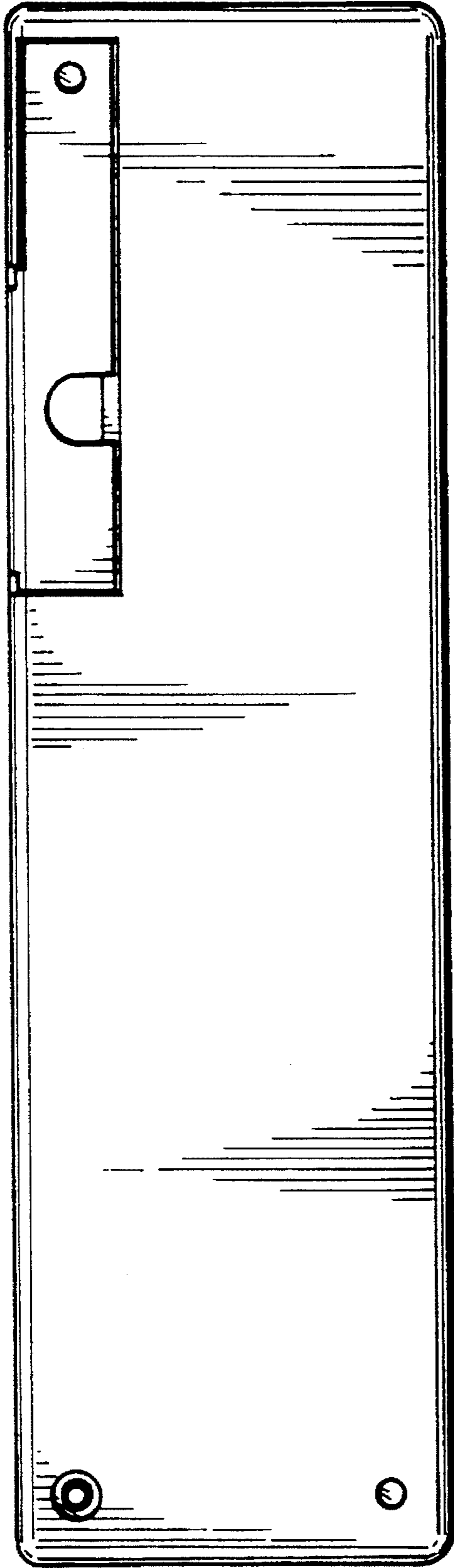


FIG. 5




FIG. 6