



US00D366427S

United States Patent [19]

[11] Patent Number: **Des. 366,427**

Dumas

[45] Date of Patent: ***** Jan. 23, 1996**

[54] **DESIGN FOR A WATCH**

[75] Inventor: **Jean-Louis Dumas**, Paris, France

[73] Assignee: **La Montre Hermes, S.A.**, Bienne, Switzerland

[*] Notice: The portion of the term of this patent subsequent to May 9, 2009, has been disclaimed.

[**] Term: **14 Years**

[21] Appl. No.: **5,595**

[22] Filed: **Mar. 8, 1993**

[30] **Foreign Application Priority Data**

Sep. 8, 1992 [WO] WIPO DM/023 840

[52] U.S. Cl. **D10/39**; D10/30

[58] Field of Search D10/1-40, 122-132;
368/280-282, 276-277, 285

[56] **References Cited**

U.S. PATENT DOCUMENTS

D. 323,121 1/1992 Dumas D10/32
D. 342,906 1/1994 Dumas D10/39

OTHER PUBLICATIONS

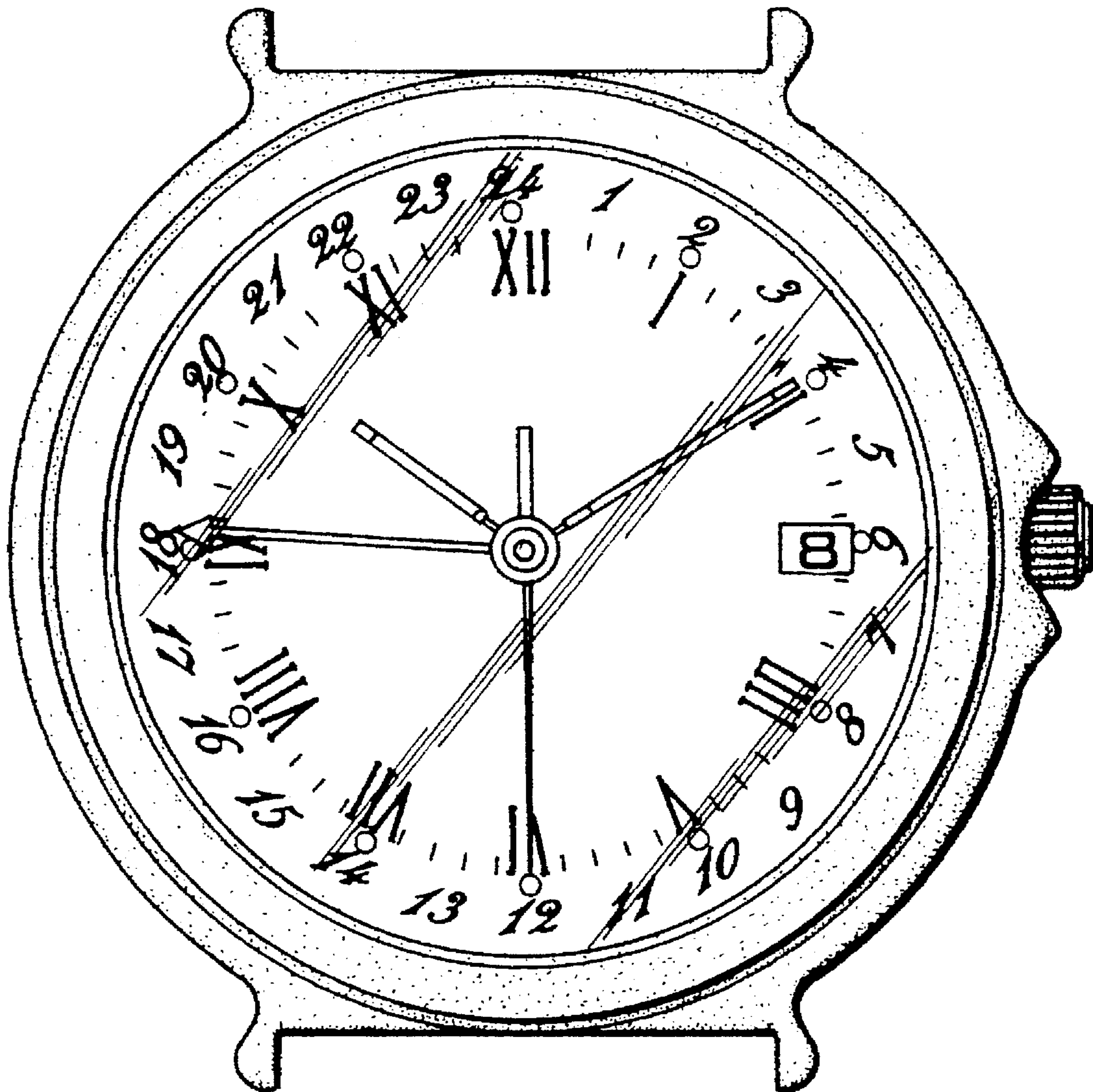
FIG. 1 is a top view of a watch, incorporating the teachings of the present invention;
FIG. 2 is a right side view of the watch of FIG. 1;
FIG. 3 is a front view of the watch of FIG. 1. The back view (not shown) of the watch is a mirror image of the front view;
FIG. 4 is a bottom view of the watch of FIG. 1; and,
FIG. 5 is a left side of the watch of FIG. 1.

Primary Examiner—Nelson C. Holtje
Attorney, Agent, or Firm—Popham, Haik, Schnobrich & Kaufman, Ltd.

[57] **CLAIM**

An ornamental design for a watch, as shown and described.

1 Claim, 1 Drawing Sheet






FIG. 1

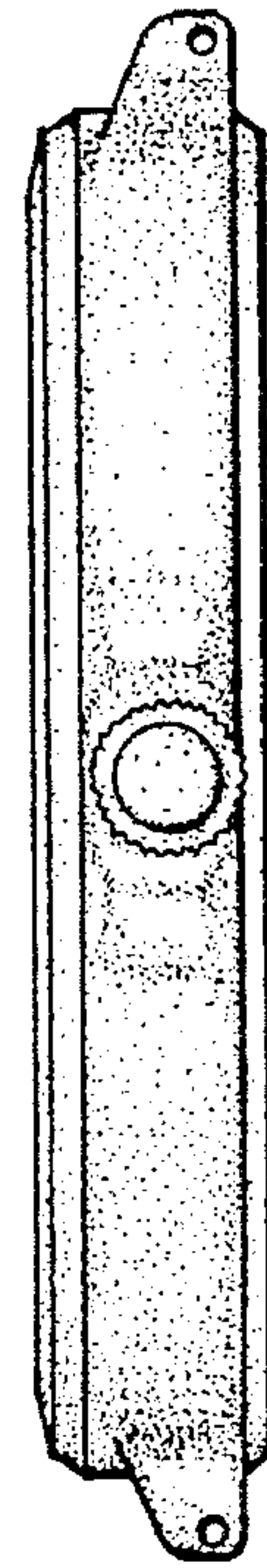


FIG. 2




FIG. 3

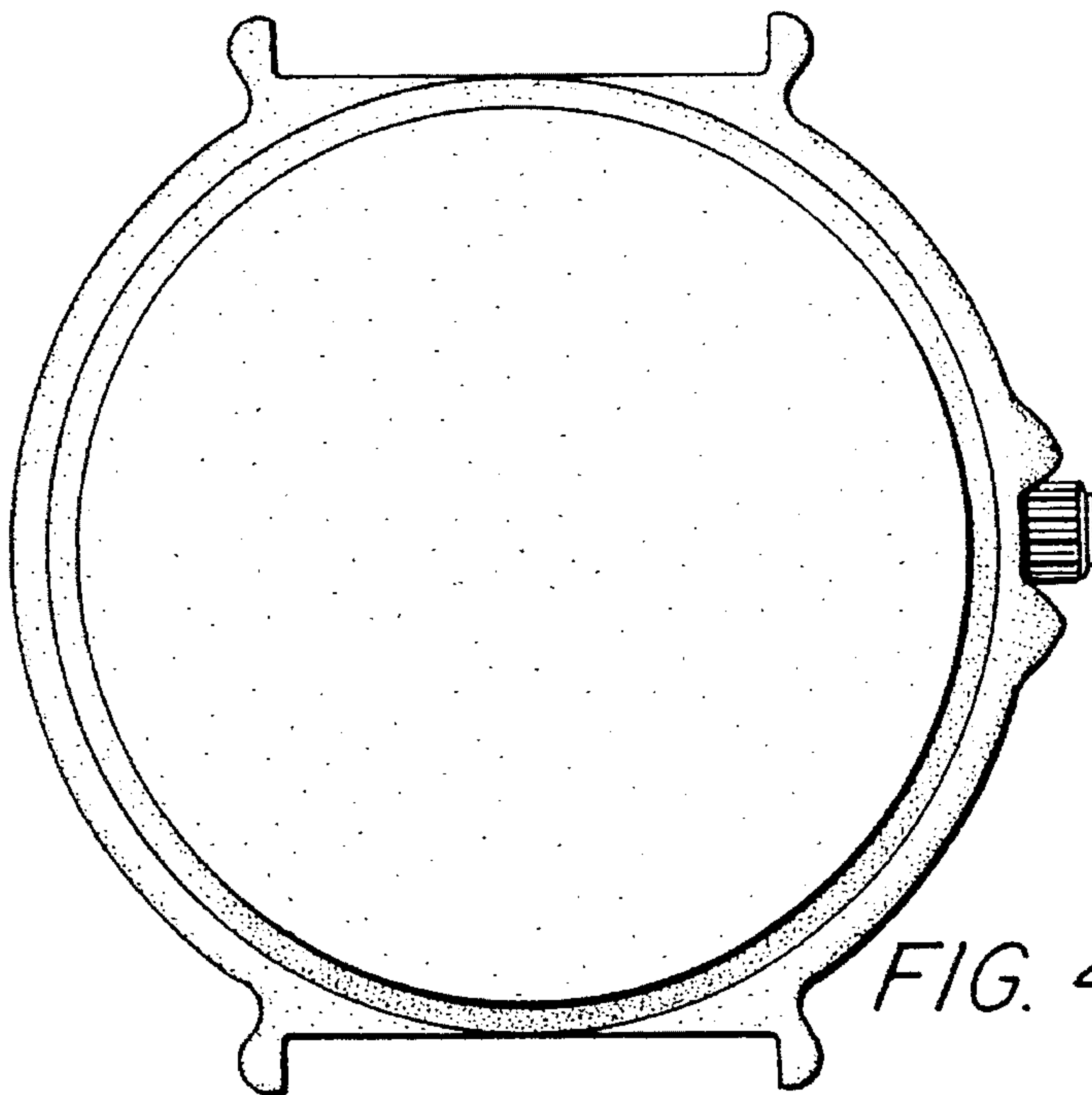


FIG. 4

FIG. 5

