



US00D366417S

United States Patent [19]
Semersky

[11] **Patent Number:** **Des. 366,417**
[45] **Date of Patent:** ****Jan. 23, 1996**

[54] **CONTAINER SIDEWALL AND BASE**
[75] Inventor: **Frank E. Semersky**, Toledo, Ohio
[73] Assignee: **Graham Packaging Corporation**,
York, Pa.
[**] Term: **14 Years**
[21] Appl. No.: **35,526**
[22] Filed: **Mar. 1, 1995**
[52] U.S. Cl. **D9/434**
[58] Field of Search D9/434, 499, 500,
D9/538, 545, 549, 553, 556, 557, 559,
560, 566; 215/1 C, 1 R, DIG. 1; 220/604,
608, 613, 633, 635

[56] **References Cited**
U.S. PATENT DOCUMENTS
D. 313,750 1/1991 York et al. .
D. 315,869 4/1991 Collette .
D. 321,830 11/1991 York et al. .
4,805,788 2/1989 Akiho .
5,005,716 4/1991 Eberle .

5,092,475 3/1992 Krishnakumar et al. .
Primary Examiner—Alan P. Douglas
Assistant Examiner—Robert M. Spear
Attorney, Agent, or Firm—Howson and Howson

[57] **CLAIM**
The ornamental design for the container sidewall and base is as shown and described.

DESCRIPTION
FIG. 1 is a front elevational view of a container embodying my new design, the opposite side being the same in appearance;
FIG. 2 is an elevational view of the container of FIG. 1 rotated 30° about its central vertical axis;
FIG. 3 is a top plan view of the container of FIG. 1 illustrating the base of the container as it appears looking downward through the mouth of the container; and,
FIG. 4 is a bottom plan view of the container of FIG. 1 embodying my new design.
The broken line showing of a bottle dome is for illustrative purposes only and forms no part of the claimed design.

1 Claim, 3 Drawing Sheets

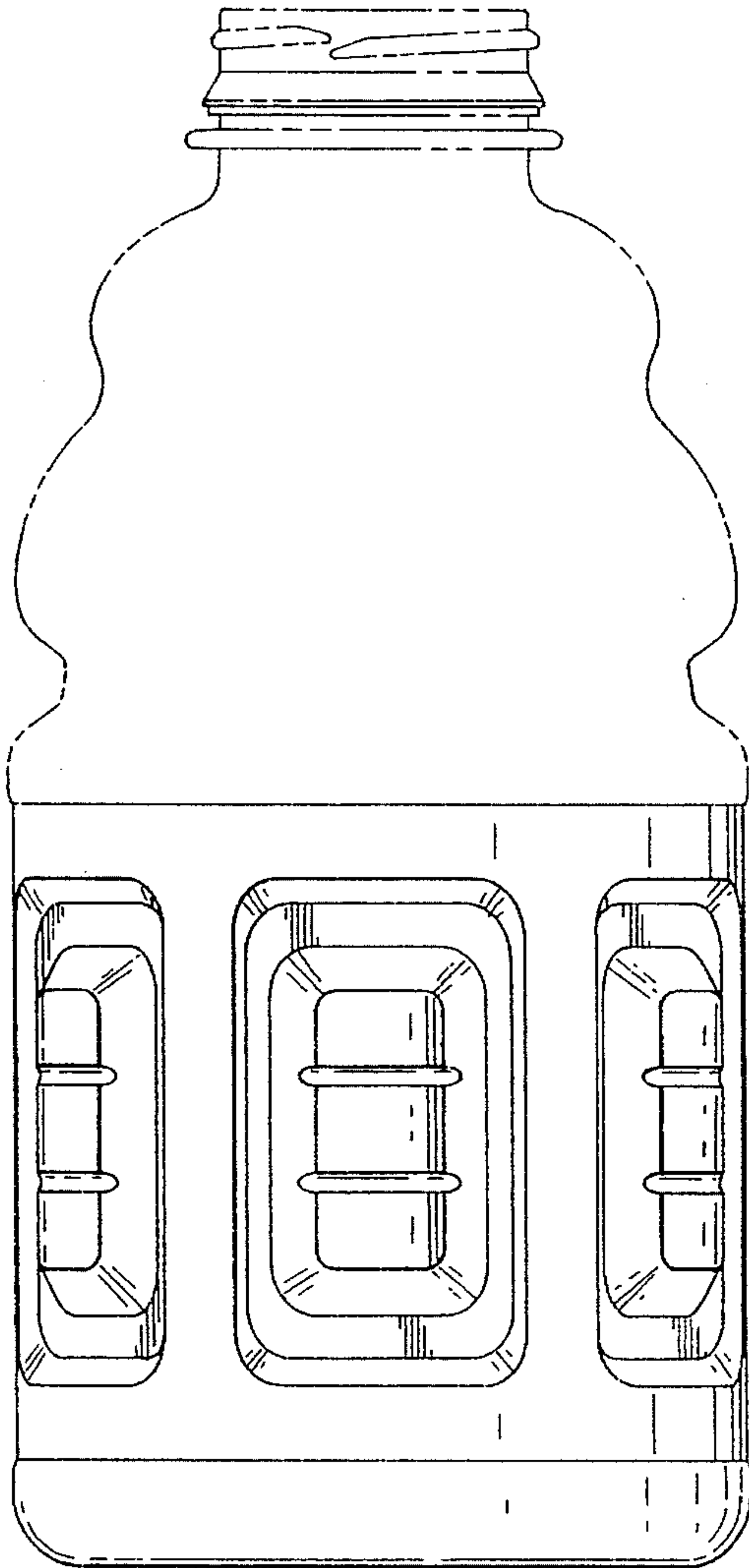


FIG. 1

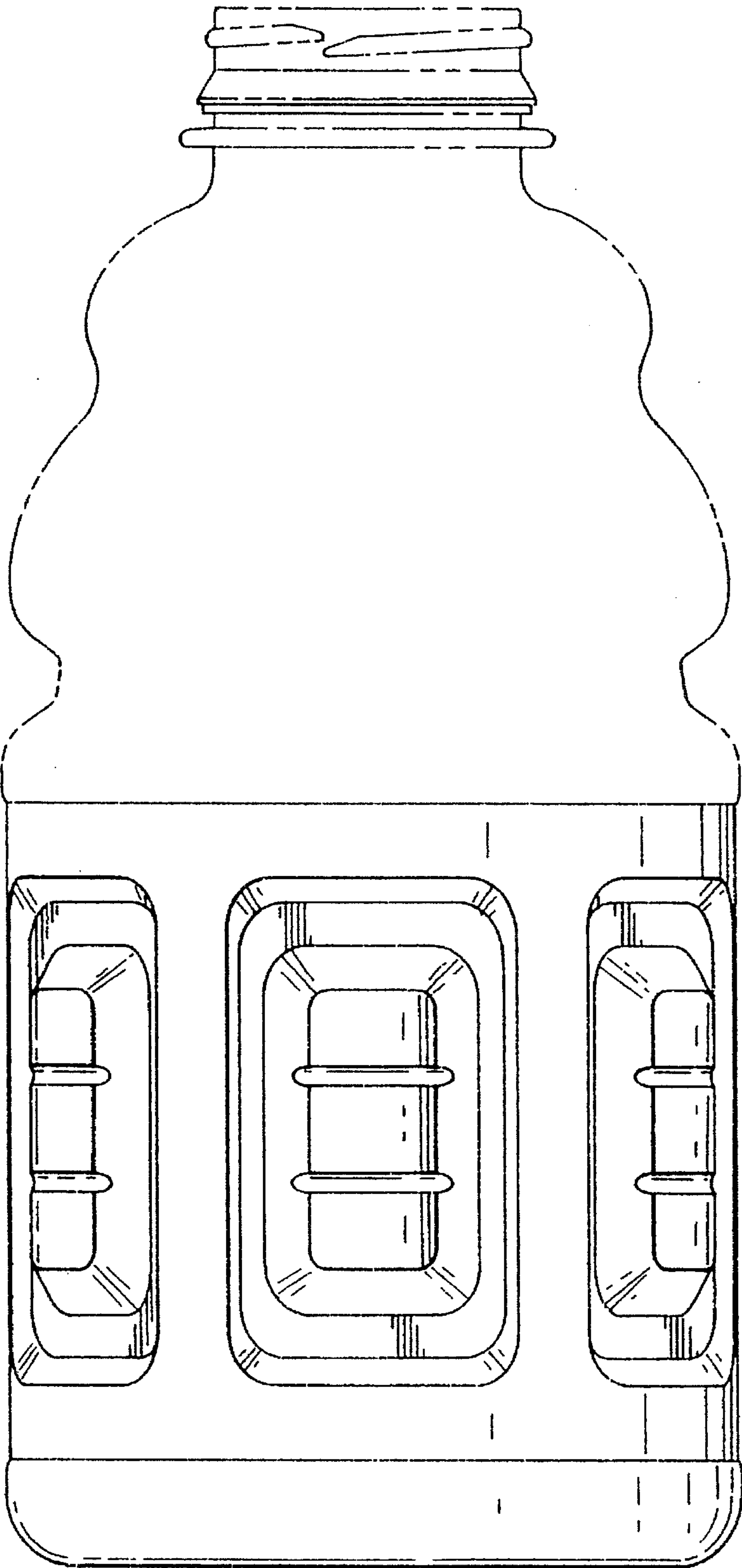


FIG. 2

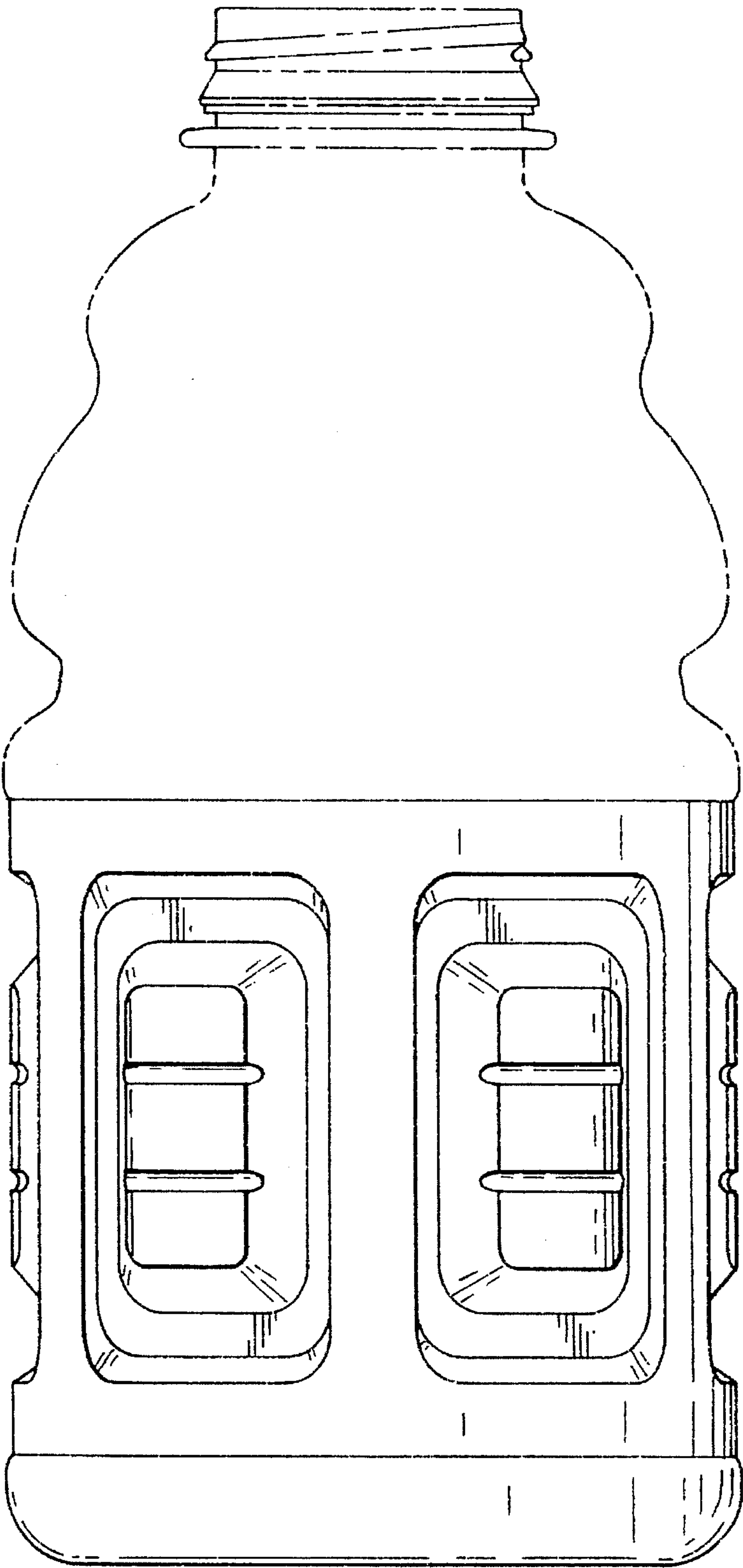


FIG. 3

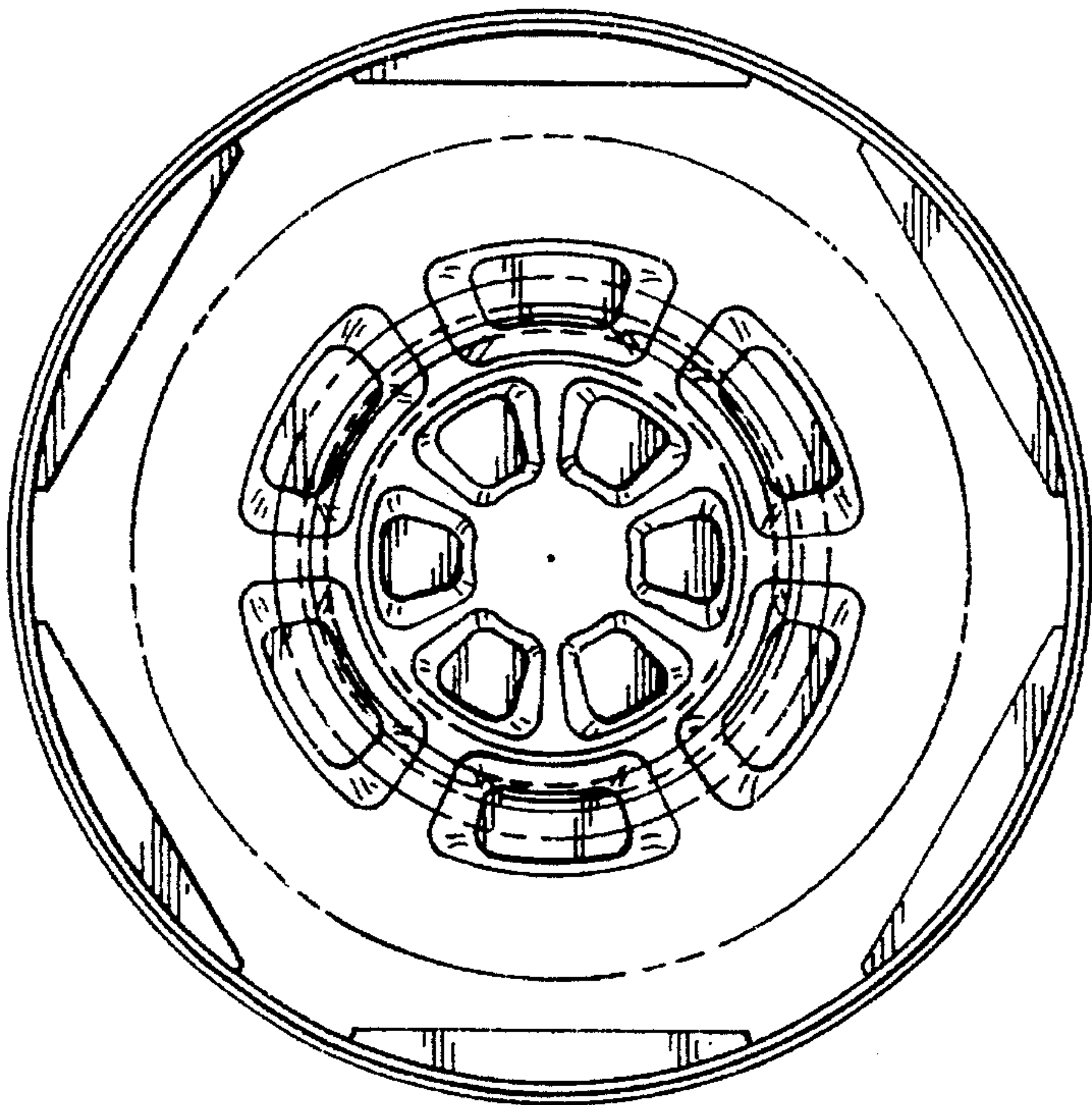


FIG. 4

