



US00D366412S

United States Patent [19]

[11] Patent Number: **Des. 366,412**

Peischl et al.

[45] Date of Patent: ****Jan. 23, 1996**

[54] **CARTON**

5,337,947 8/1994 Eskandry 229/117.14 X

[75] Inventors: **Gregory C. Peischl**, Bethel, Conn.;
Eugene R. Sylva, New Vernon, N.J.

FOREIGN PATENT DOCUMENTS

2302243 9/1976 France 229/117.14
2330268 5/1977 France 229/117.14

[73] Assignee: **Clairol, Inc.**, New York, N.Y.

[**] Term: **14 Years**

OTHER PUBLICATIONS

Modern Packaging, 3-1982, p. 22.

[21] Appl. No.: **32,540**

Primary Examiner—Prabhakar G. Deshmukh
Attorney, Agent, or Firm—Anthony M. Santini

[22] Filed: **Dec. 21, 1994**

[52] U.S. Cl. **D9/415**

[57] CLAIM

[58] **Field of Search** D9/415, 418, 305,
D9/306; 206/461-471, 485, 45.31, 45.34;
229/115, 116.1, 117.14, 117.15

The ornamental design for a carton, as shown and described.

DESCRIPTION


[56] References Cited

U.S. PATENT DOCUMENTS

D. 189,997 3/1961 Shalom D9/418
D. 271,943 12/1983 Beise et al. D9/415
D. 333,613 3/1993 Theros D9/415
2,563,065 8/1951 Price 206/175 X
3,428,235 2/1969 Randazzo 229/115 X
5,129,516 7/1992 Theros 206/463

FIG. 1 is a perspective view of my new design of a carton;
FIG. 2 is a top plan view thereof;
FIG. 3 is a bottom plan view thereof;
FIG. 4 is a left side elevational view thereof;
FIG. 5 is a right side elevational view thereof;
FIG. 6 is a rear elevational view thereof; and,
FIG. 7 is a front elevational view thereof.

1 Claim, 3 Drawing Sheets






FIG. 1

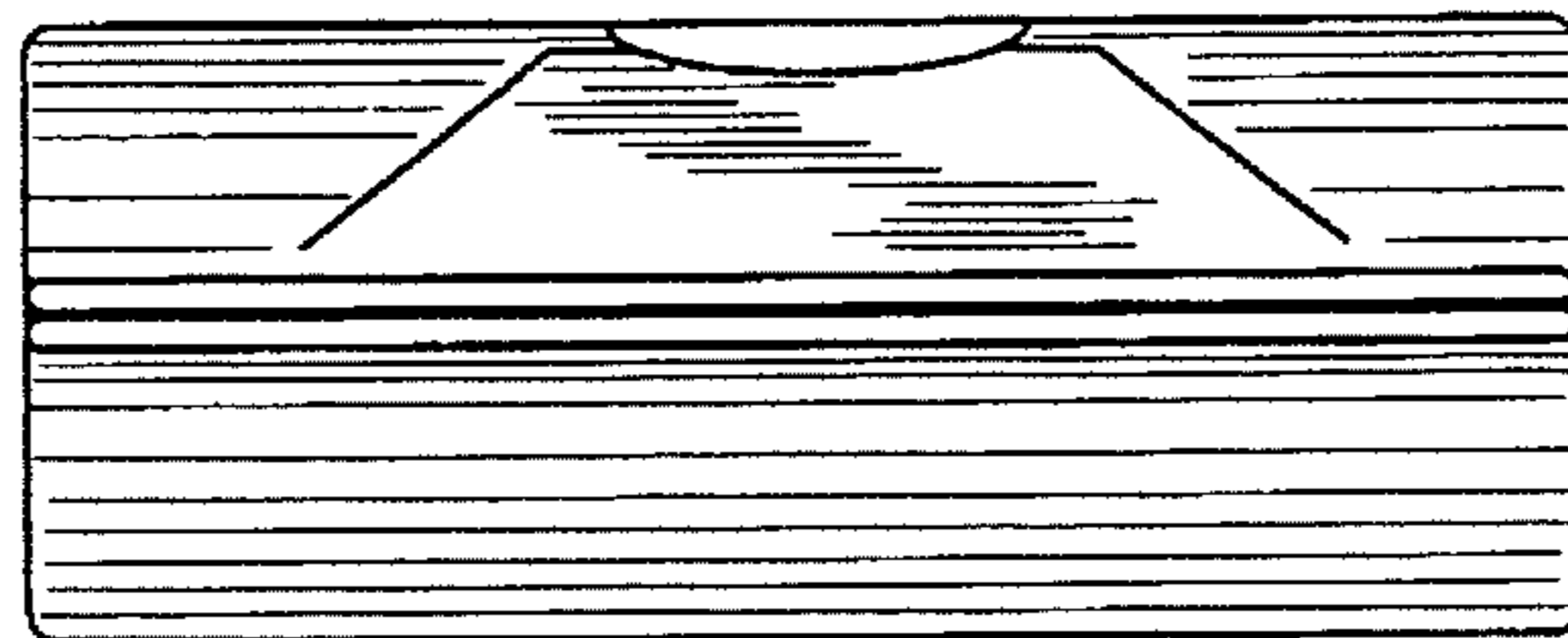


FIG. 2




FIG. 3

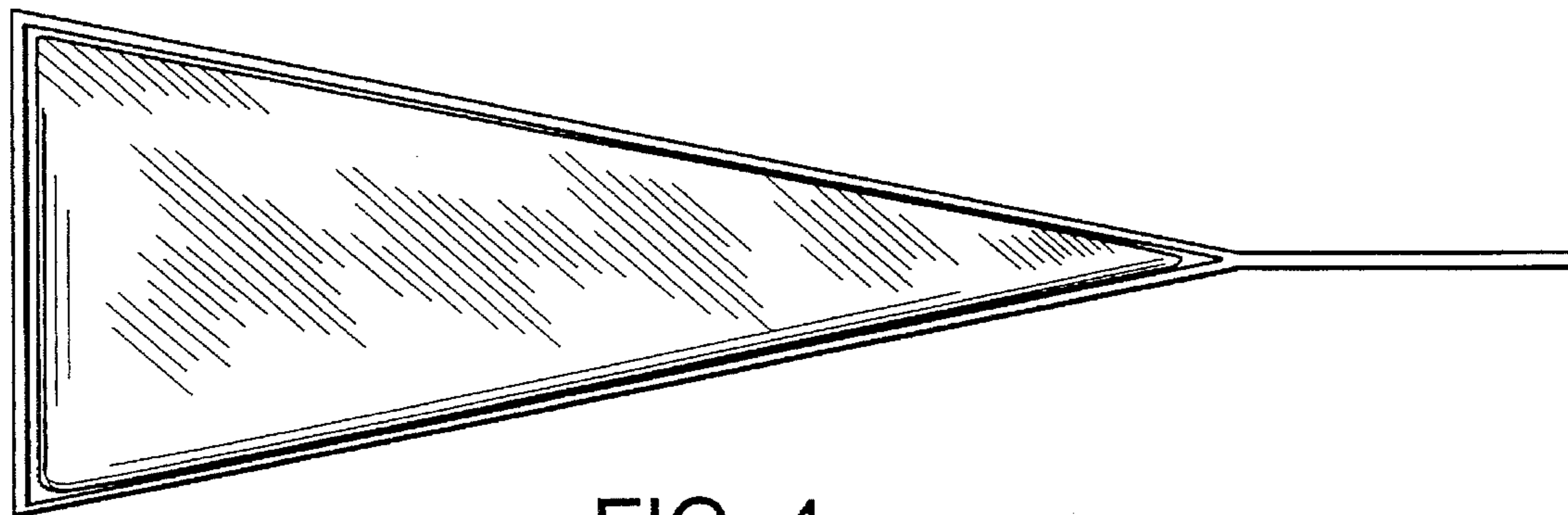


FIG. 4

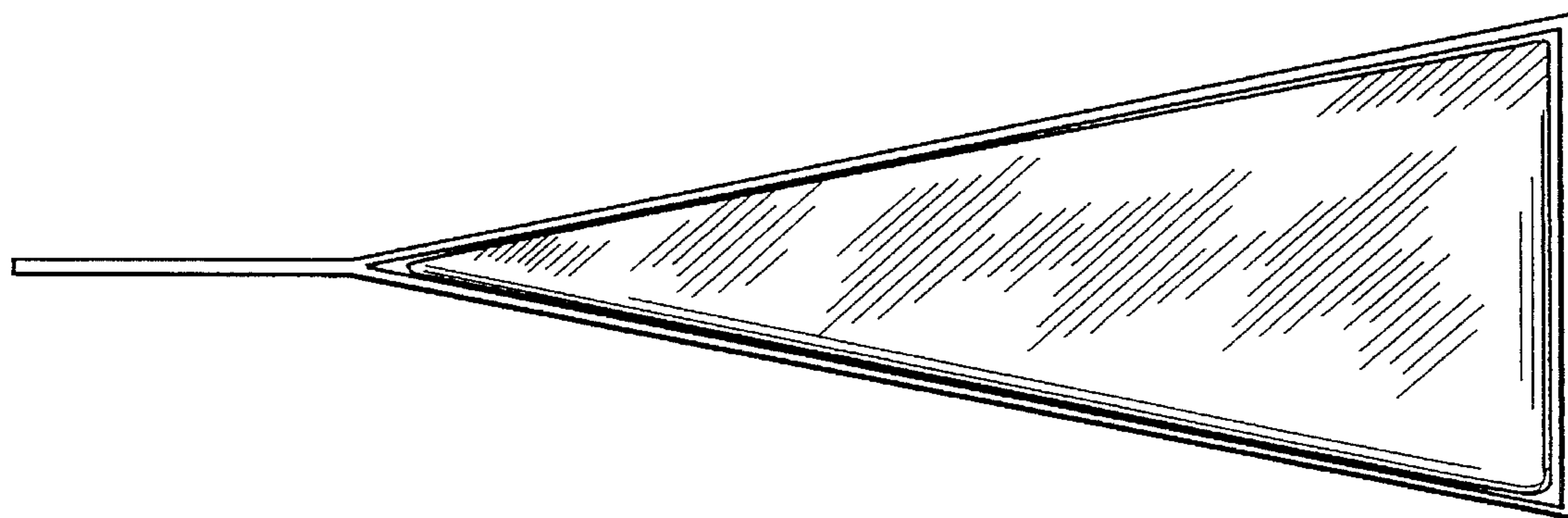


FIG. 5

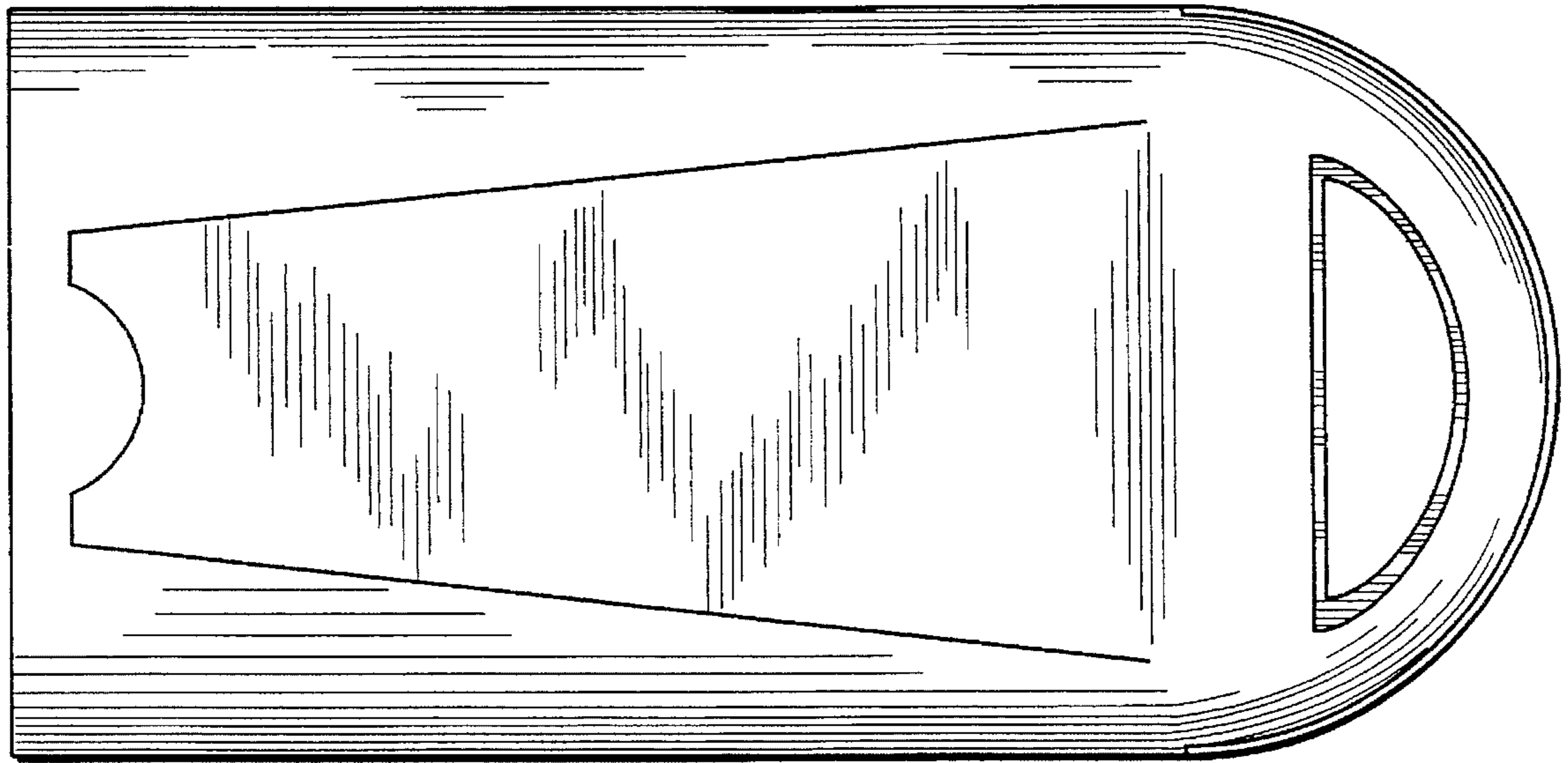


FIG. 6




FIG. 7