



US00D366369S

United States Patent [19] Sagol

[11] Patent Number: **Des. 366,369**

[45] Date of Patent: ****Jan. 23, 1996**

[54] **CHAIR**

[75] Inventor: **Sami Sagol**, Ramat HaSharon, Israel

[73] Assignee: **Keter Plastic LTD**, Herzlyia, Israel

[**] Term: **14 Years**

[21] Appl. No.: **27,905**

[22] Filed: **Sep. 1, 1994**

[30] **Foreign Application Priority Data**

Mar. 3, 1994 [IL] Israel 22290

[52] U.S. Cl. **D6/368; D6/379**

[58] Field of Search D6/334, 367, 368,
D6/370, 374, 375, 379, 380, 500, 501,
502; 297/27, 28, 35, 359

[56] **References Cited**

U.S. PATENT DOCUMENTS

D. 281,933	12/1985	Deconinck	D6/368
D. 331,668	12/1992	van de Ven	D6/368
D. 334,294	3/1993	Grosfillex	D6/367
D. 335,776	5/1993	Lamalle	D6/368
D. 339,004	9/1993	Grosfillex	D6/368

OTHER PUBLICATIONS

Washington Post Magazine, Woodward & Lothrop ad., Apr. 24, 1983, p. 50, chair at left.

Schöner Wohnen, May 1984, p. 280-F, chair at left.

Evans catalog, p. 6, Rubbermaid chair at mid-page left (as marked).

Primary Examiner—Gary D. Watson

Attorney, Agent, or Firm—Reising, Ethington, Barnard & Perry

[57] **CLAIM**

The ornamental design for a chair, as shown and described.

DESCRIPTION

FIG. 1 is a perspective view of a chair showing my new design;


FIG. 2 is a front elevational view thereof;

FIG. 3 is a top plan view thereof;

FIG. 4 is a left side elevational view thereof, the right side being a mirror image of the left side shown; and,

FIG. 5 is a rear elevational view thereof.

1 Claim, 2 Drawing Sheets






Fig-1

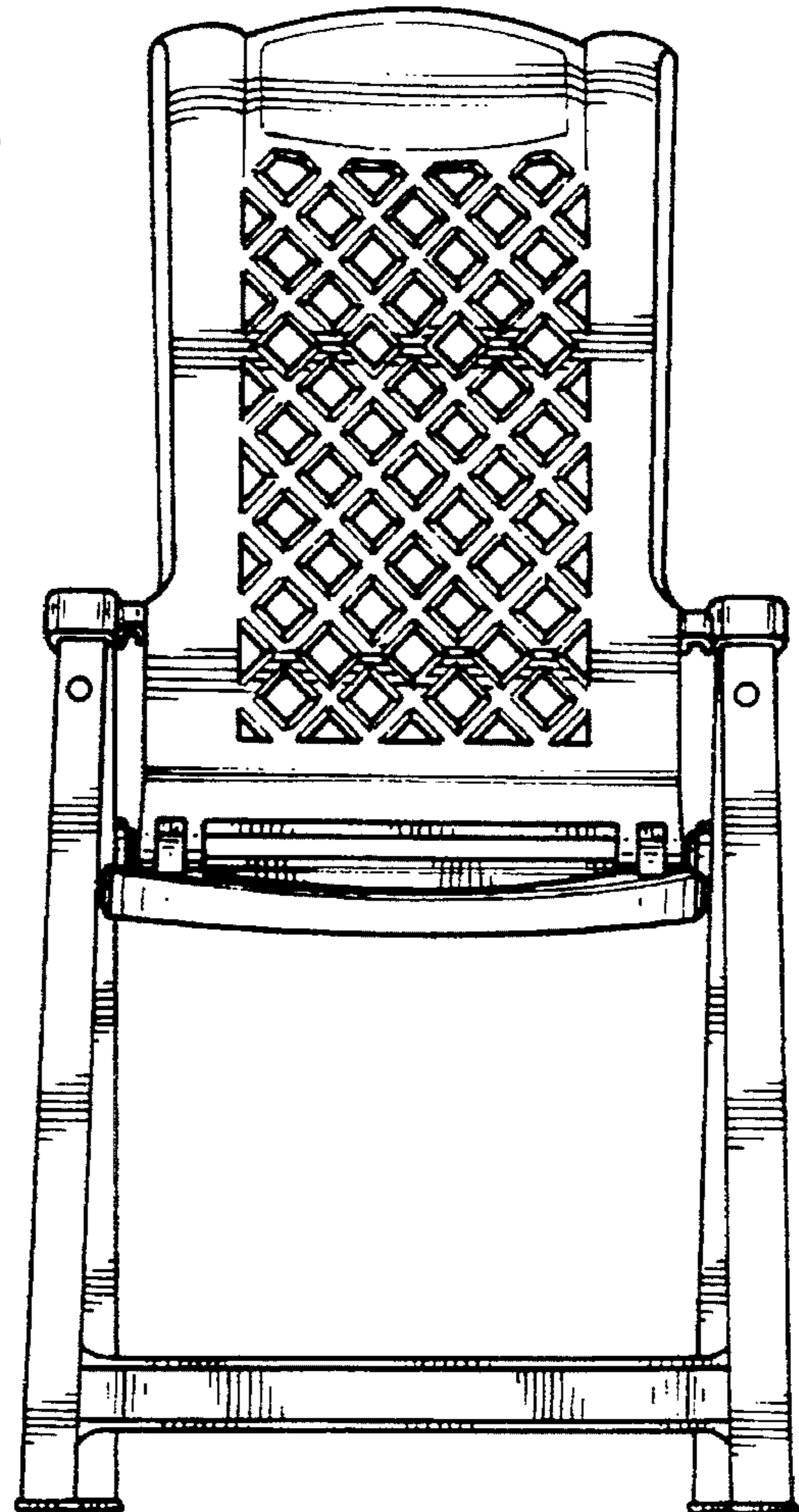


Fig-2

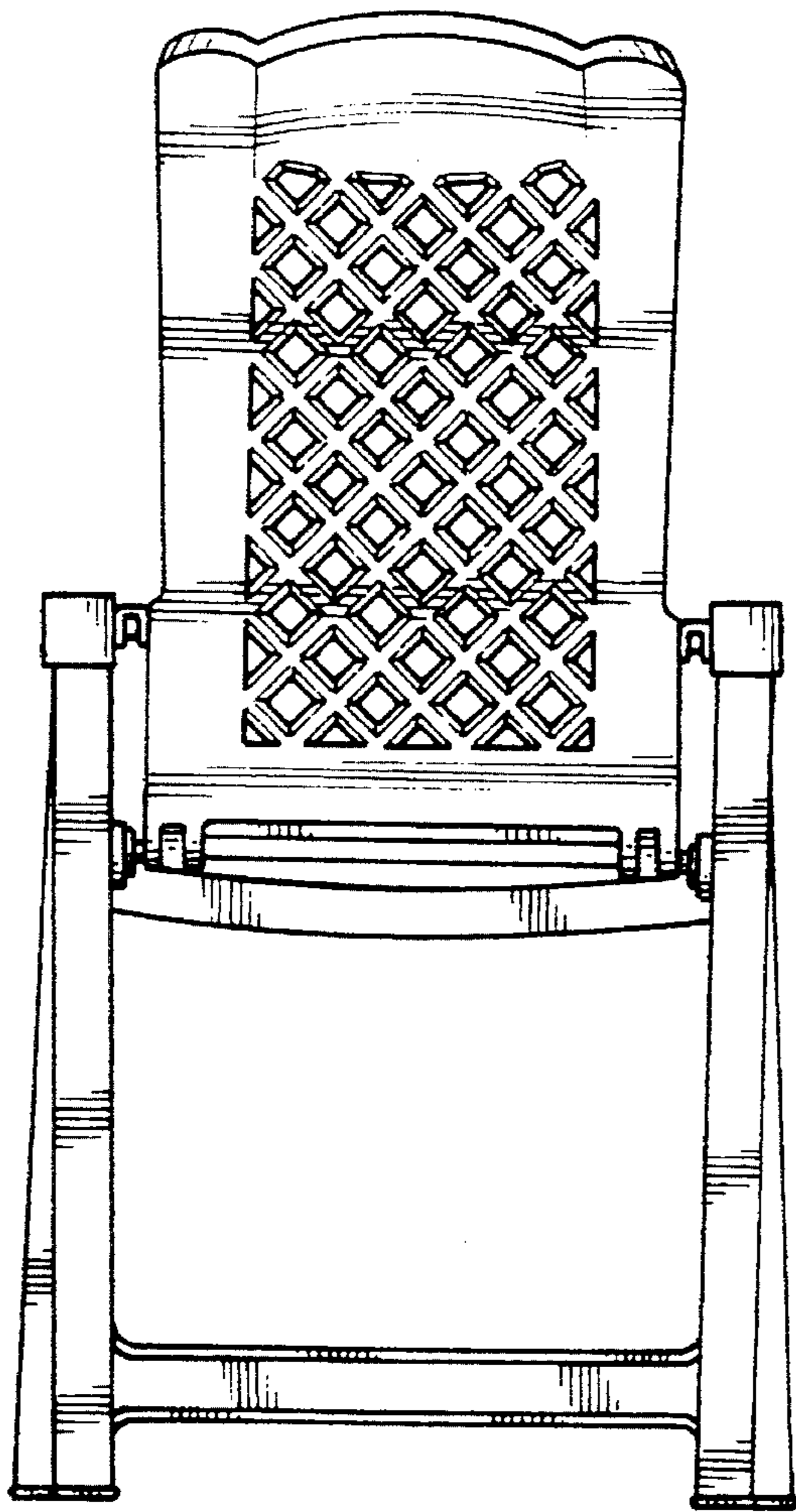


Fig - 3

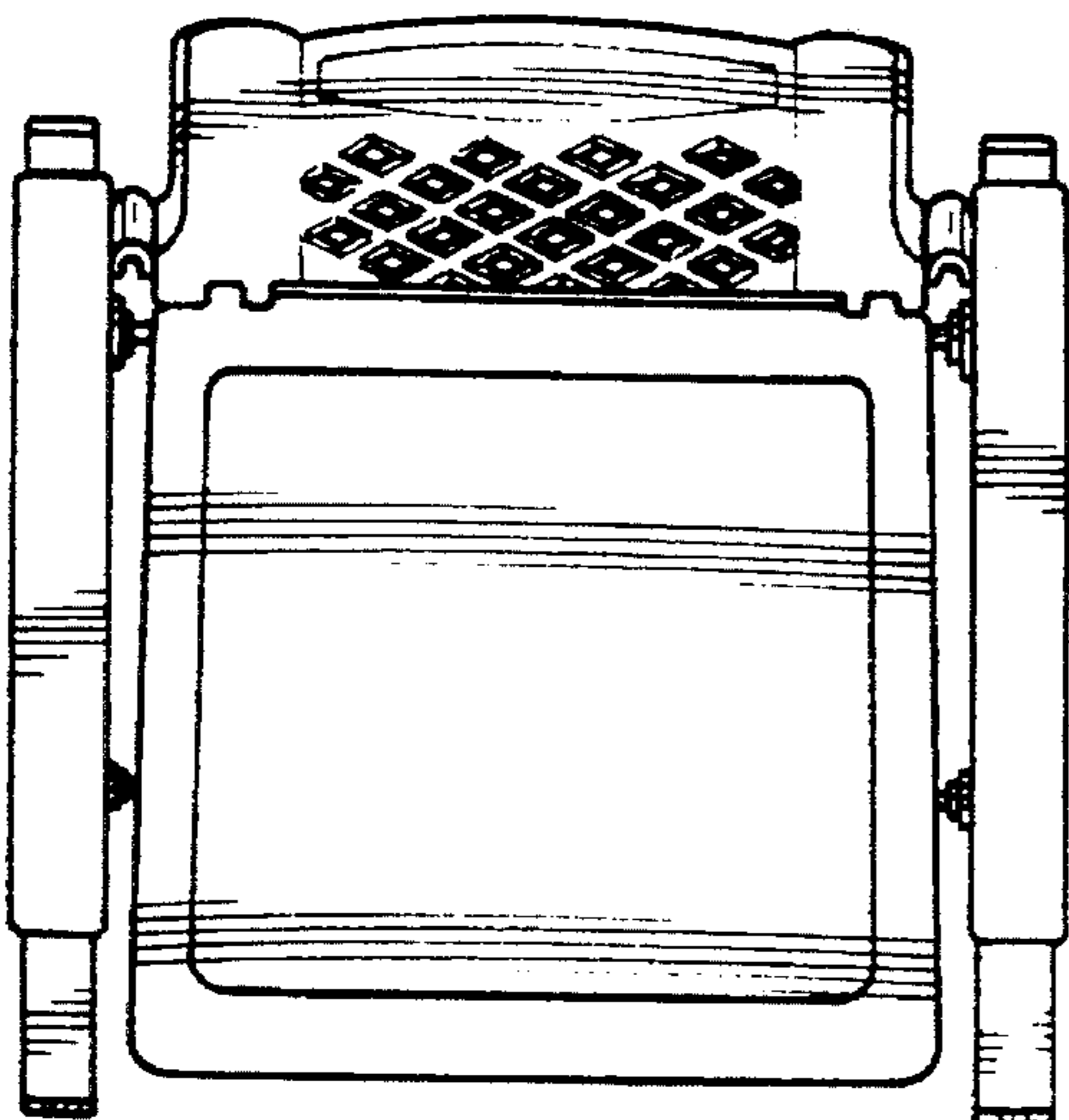


Fig - 5

Fig - 4

