



US00D366335S

United States Patent [19]

Noone et al.

[11] Patent Number: **Des. 366,335**

[45] Date of Patent: ****Jan. 16, 1996**

[54] DESIGN FOR A TAB PORTION OF A SHINGLE

[75] Inventors: **Michael J. Noone, Wayne; Kermit E. Stahl, North Wales, both of Pa.**

[73] Assignee: **CertainTeed Corporation, Valley Forge, Pa.**

[**] Term: **14 Years**

[21] Appl. No.: **902,271**

[22] Filed: **Jun. 16, 1992**

[52] U.S. Cl. **D25/139**

[58] Field of Search D25/139-140;
52/518, 525-526, 520, 522, 541, 533, 536,
538, 519

[56] References Cited

U.S. PATENT DOCUMENTS

D. 74,467	2/1928	Abraham	D25/139
D. 143,404	1/1946	Coburn	D25/139
1,256,508	2/1918	Becker .	
1,629,287	5/1927	Milligan	D25/139
1,638,746	8/1927	Robinson	D25/139
1,689,290	10/1928	Mills, Jr.	52/518
2,285,480	2/1941	Wilde	D25/139
3,913,294	10/1975	Freiborg .	

4,322,928	4/1982	Freiborg .
4,404,783	9/1983	Freiborg .
4,434,589	3/1984	Freiborg .
4,439,995	4/1984	McCarty .
4,580,389	4/1986	Freiborg .
4,672,790	6/1987	Freiborg .
4,768,318	9/1988	Freiborg .
4,835,929	6/1989	Bondoc et al. .
4,920,721	5/1990	Pressutti et al. .
5,094,042	3/1992	Freiborg .

Primary Examiner—Doris Clark
Attorney, Agent, or Firm—Paul & Paul

[57] CLAIM

The ornamental design for the tab portion of a shingle, as shown and described.

DESCRIPTION

FIG. 1 is a frontal view of the tab portion of a shingle of our new design;

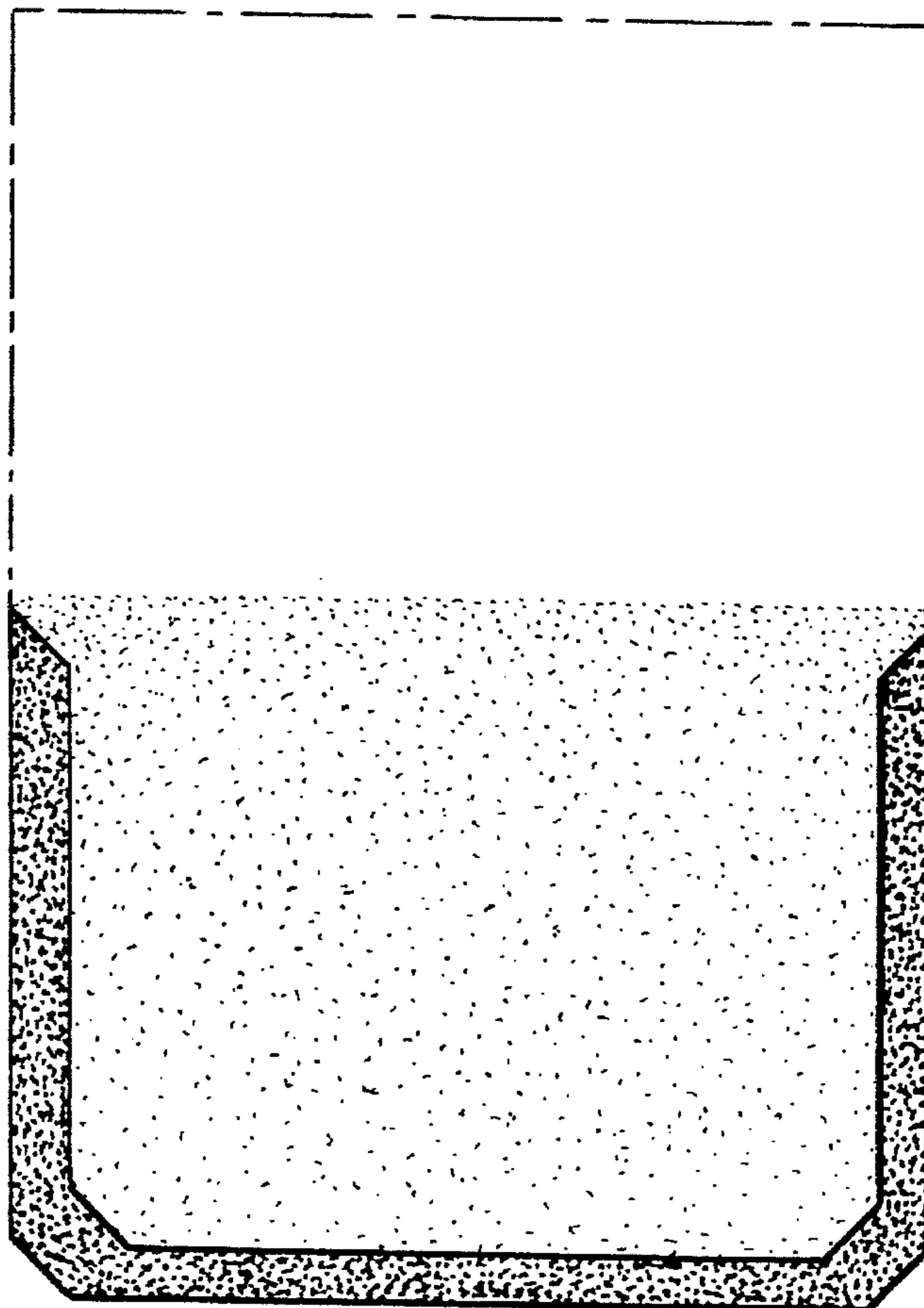
FIG. 2 is a right side view thereof; and,

FIG. 3 is a lower edge view thereof.

The phantom lines indicate the outline of environment of the design of the present invention; namely, of that portion of the shingle which does not form part of the design.

The rear view of the shingle is plain and unornamented.

1 Claim, 1 Drawing Sheet



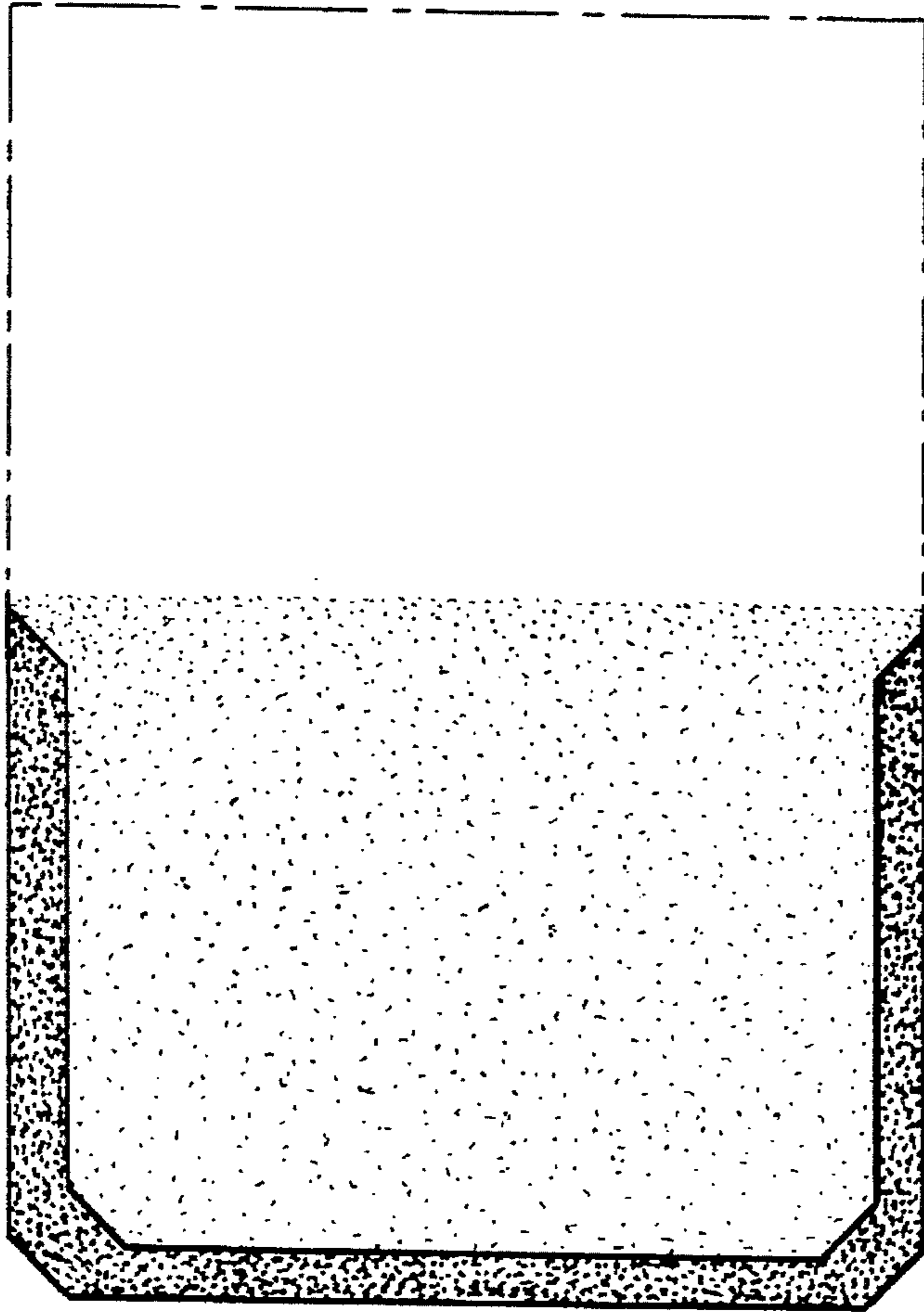


Fig. 1



Fig. 2




Fig. 3