



US00D366292S

United States Patent [19]
Monneret

[11] **Patent Number: Des. 366,292**

[45] **Date of Patent: **Jan. 16, 1996**

[54] **TOY KITCHENETTE**

[75] **Inventor: Alain Monneret, Voiteur, France**

[73] **Assignee: Monneret Jouets, Lons-Le-Saunier, France**

[**] **Term: 14 Years**

[21] **Appl. No.: 28,357**

[22] **Filed: Sep. 13, 1994**

[30] **Foreign Application Priority Data**

Mar. 29, 1994 [XH] Hague Agreement DM/029 171

[52] **U.S. Cl. D21/122; D7/340; D7/341**

[58] **Field of Search D21/120, 121, D21/122, 109, 59; D7/332, 337; D23/271, 272, 286; 446/479, 481, 482, 485**

[56] **References Cited**

U.S. PATENT DOCUMENTS

- D. 115,392 6/1939 Earle D23/272
- D. 277,020 1/1985 Mariol D21/122
- D. 279,304 6/1985 Imatt et al. D21/122

- D. 299,839 2/1989 Argandona D21/122
- D. 331,100 11/1992 Jacobsen et al. D23/271
- 4,515,359 5/1985 Mariol 446/481

Primary Examiner—Ted Shooman
Assistant Examiner—R. Barkai
Attorney, Agent, or Firm—Young & Thompson


[57] **CLAIM**

The ornamental design for a toy kitchenette, as shown.

DESCRIPTION

FIG. 1 is a front, side and top perspective view of a toy kitchenette showing my new design;
FIG. 2 is a front perspective view thereof;
FIG. 3 is a side perspective view thereof from the left of FIG. 2;
FIG. 4 is a side perspective view thereof from the right of FIG. 2;
FIG. 5 is a rear perspective view thereof;
FIG. 6 is a top perspective view thereof; and,
FIG. 7 is a perspective view thereof from the side opposite that shown in FIG. 1.

1 Claim, 7 Drawing Sheets






FIG. 1




FIG. 2




FIG. 3




FIG. 4




FIG. 5




FIG. 6




FIG. 7