



US00D366267S

United States Patent [19]

Lepoix

[11] Patent Number: **Des. 366,267**

[45] Date of Patent: ****Jan. 16, 1996**

[54] CAB FOR VEHICLE

[75] Inventor: **Louis L. Lepoix**, Baden-Baden, Germany

[73] Assignee: **Schmidt Engineering & Equipment, Inc.**, New Berlin, Wis.

[**] Term: **14 Years**

[21] Appl. No.: **20,996**

[22] Filed: **Apr. 6, 1994**

[52] U.S. Cl. **D15/30**

[58] Field of Search D15/10, 22-26, D15/28, 30; 180/89.1, 89.12, 89.13, 89.19; 296/190, 202

[56] **References Cited**

U.S. PATENT DOCUMENTS

D. 259,045	4/1981	Mende	D15/30
D. 270,860	10/1983	Turner	D15/30
D. 273,494	4/1984	Hurlburt et al.	D15/30
D. 292,632	11/1987	Lich	D15/30

D. 312,827	12/1990	Boddin et al.	D15/30
D. 317,011	5/1991	Boddin et al.	D15/30
D. 348,678	7/1994	Budde	D15/30
4,605,259	8/1986	Hurlburt	296/190
4,652,043	3/1987	Hurlburt	296/190
5,273,340	12/1993	Nelson et al.	296/190

Primary Examiner—Ted Shooman
Assistant Examiner—Sandra Morris
Attorney, Agent, or Firm—Flynn, Thiel, Boutell & Tanis

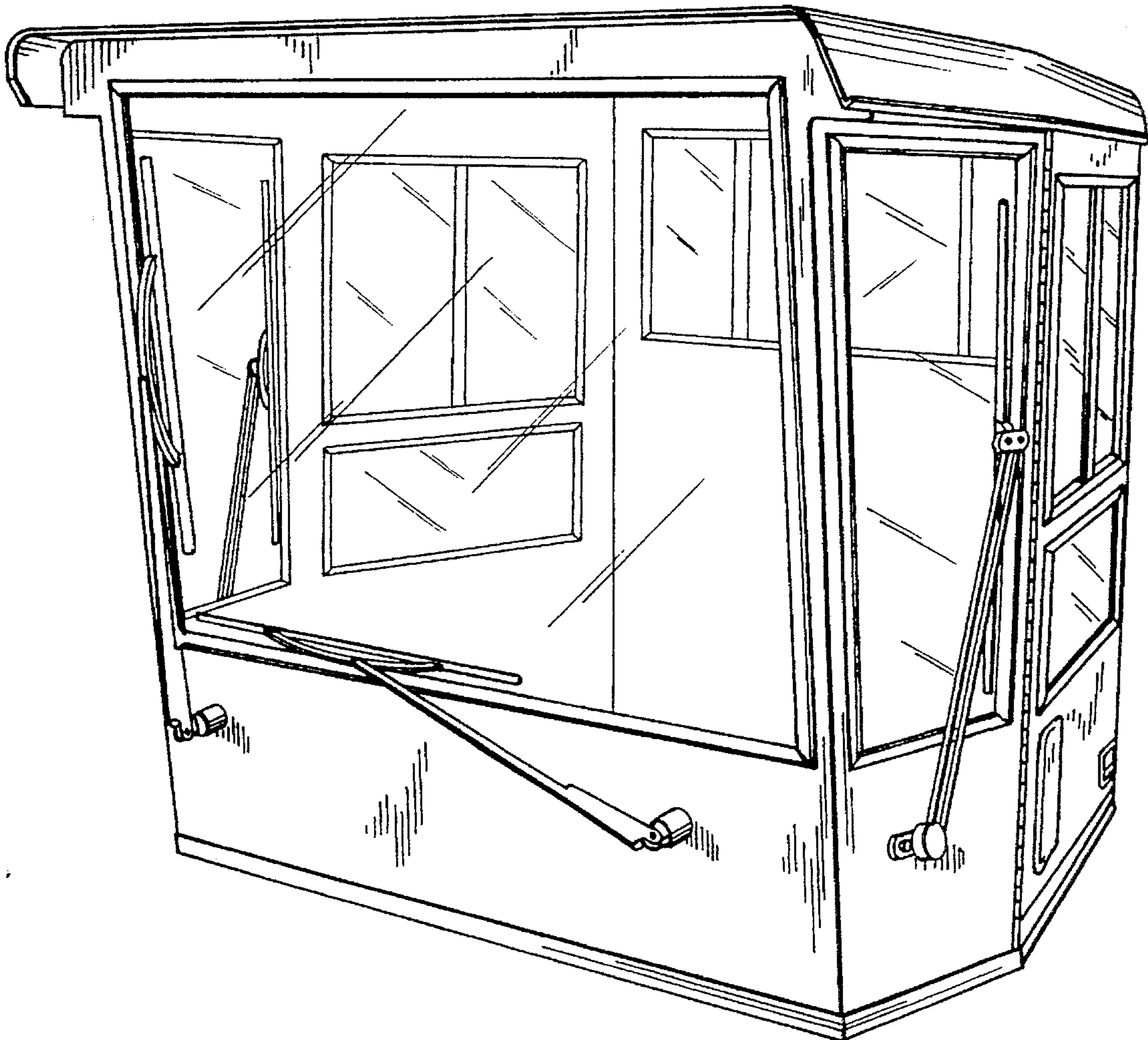
[57] **CLAIM**

The ornamental design for a cab for vehicle, as shown and described.

DESCRIPTION

FIG. 1 is a front right perspective view of a cab for vehicle, showing my new design;
FIG. 2 is a front view thereof;
FIG. 3 is a right side view thereof, the left side view being a mirror image thereof;
FIG. 4 is a top view thereof; and,
FIG. 5 is a rear view thereof.

1 Claim, 3 Drawing Sheets



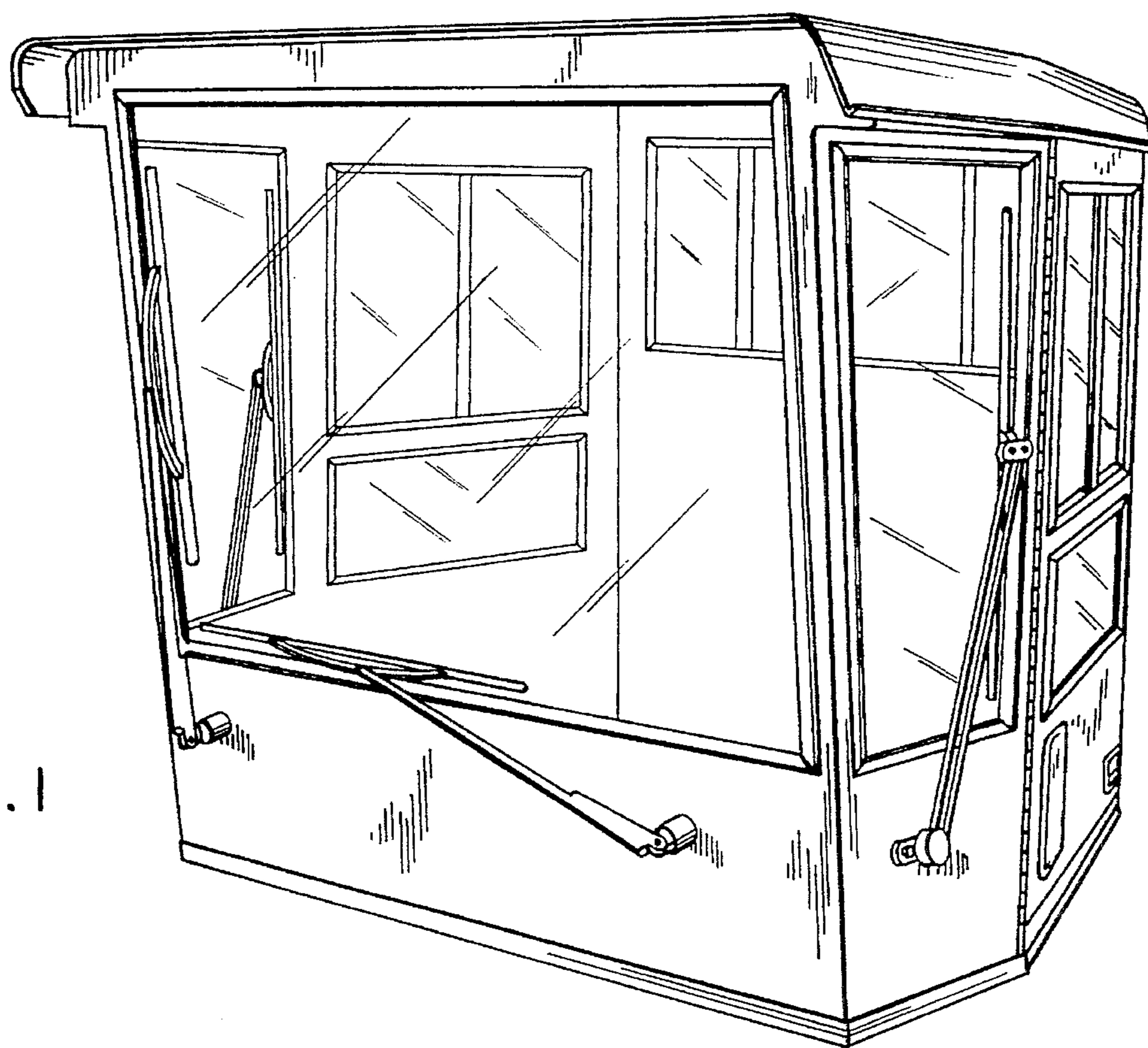


FIG. 1




FIG. 2




FIG. 3

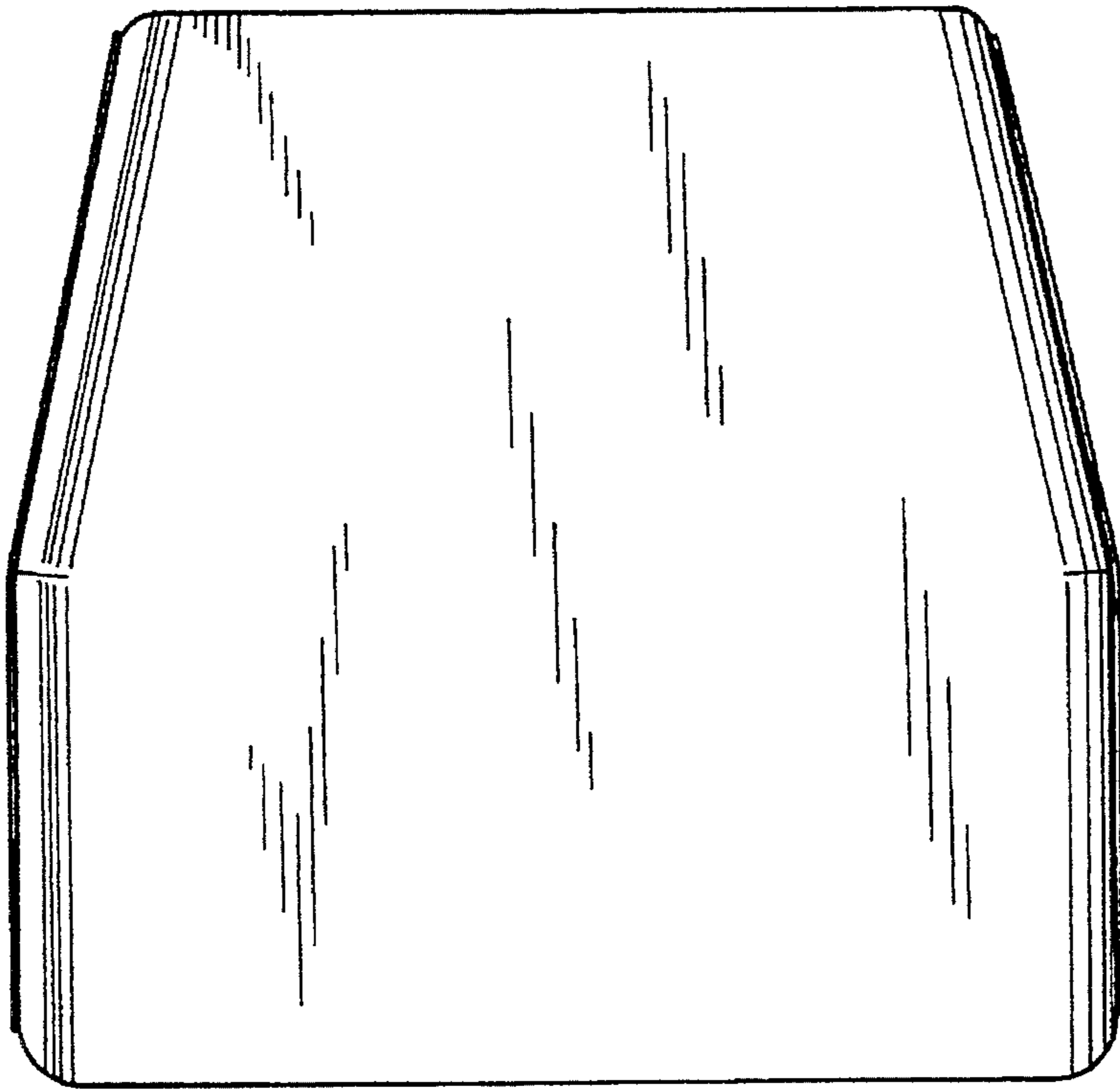


FIG. 4




FIG. 5