



US00D366236S

United States Patent [19]

[11] **Patent Number: Des. 366,236**

Chu

[45] **Date of Patent: **Jan. 16, 1996**

[54] **LICENSE PLATE FRAME**

[75] Inventor: **Min L. Chu**, Tainan, Taiwan

[73] Assignee: **Guan Kuen Enterprise Corp.**, Tainan, Taiwan

[**] Term: **14 Years**

[21] Appl. No.: **30,644**

[22] Filed: **Nov. 3, 1994**

[52] U.S. Cl. **D12/193; D6/303**

[58] Field of Search **D12/193; D6/300, D6/303, 305, 310, 311; 40/200, 209**

[56] **References Cited**

U.S. PATENT DOCUMENTS

D. 349,480	8/1994	Leu	D12/193
5,428,911	7/1995	Figone et al.	40/209

OTHER PUBLICATIONS

"J. C. Whitney Catalog", Simulative License Plate Frames, upper right corner.

Primary Examiner—Alan P. Douglas

Assistant Examiner—Cathron B. Matta
Attorney, Agent, or Firm—Pro-Techt International

[57] **CLAIM**

The ornamental design for a license plate frame, as shown.

DESCRIPTION

FIG. 1 is a perspective view of a license plate frame showing my new design;

FIG. 2 is a front elevational view of the design;

FIG. 3 is a rear elevational view of the design;


FIG. 4 is a top plan view of the design;

FIG. 5 is a bottom plan view of the design;

FIG. 6 is a left side elevational view of the design; and,

FIG. 7 is a right side elevational view of the design.

1 Claim, 3 Drawing Sheets






FIG. 1




FIG. 2

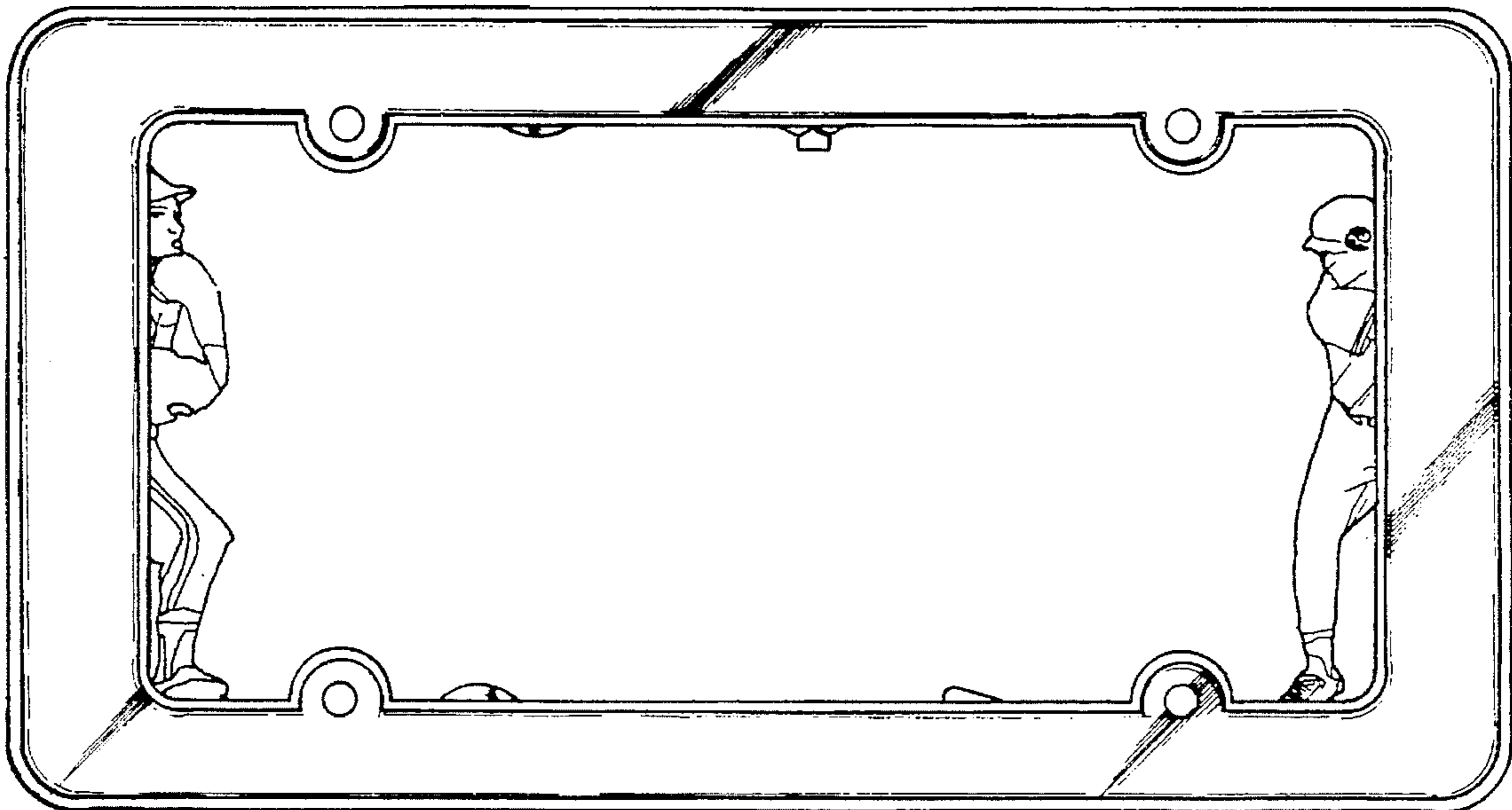


FIG. 3

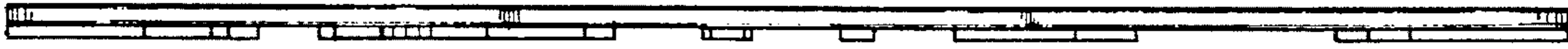


FIG. 4



FIG. 5



FIG. 6



FIG. 7