



US00D366229S

United States Patent [19] Barnett

[11] Patent Number: **Des. 366,229**

[45] Date of Patent: ****Jan. 16, 1996**

[54] **KEY HOUSING**

[75] Inventor: **Trevor Barnett**, Grange-o-Sands,
England

[73] Assignee: **Astro General Corp.**, Taiwan

[**] Term: **14 Years**

[21] Appl. No.: **30,288**

[22] Filed: **Oct. 25, 1994**

[30] **Foreign Application Priority Data**

Sep. 13, 1994 [GB] United Kingdom 2041777

[52] U.S. Cl. **D3/208**

[58] Field of Search D3/207-212; 70/456 R,
70/456 B; 24/3 K

[56] **References Cited**

U.S. PATENT DOCUMENTS

- D. 221,118 7/1971 Chambers D3/207
- D. 292,288 10/1987 Schwartz D3/208
- D. 310,600 9/1990 Hölterscheidt D3/207
- D. 319,804 9/1991 Johnson et al. D3/208

- D. 344,183 2/1994 Anderson D3/207
- D. 356,440 3/1995 Stillwagon D3/208
- 3,421,349 1/1969 St. Clair, Jr. 70/456 R

FOREIGN PATENT DOCUMENTS

2028009 3/1994 United Kingdom .

Primary Examiner—Ralf Seifert

Attorney, Agent, or Firm—Seidel Gonda Lavorgna &
Monaco

[57] **CLAIM**

The ornamental design for a key housing, as shown and described.

DESCRIPTION

FIG. 1 is a top side perspective view of a key housing showing my new design;

FIG. 2 is a bottom side perspective view;


FIG. 3 is a top plan view;

FIG. 4 is a left side elevational view;

FIG. 5 is an end elevational view; and,

FIG. 6 is a right side elevational view.

1 Claim, 1 Drawing Sheet






FIG. 1




FIG. 2

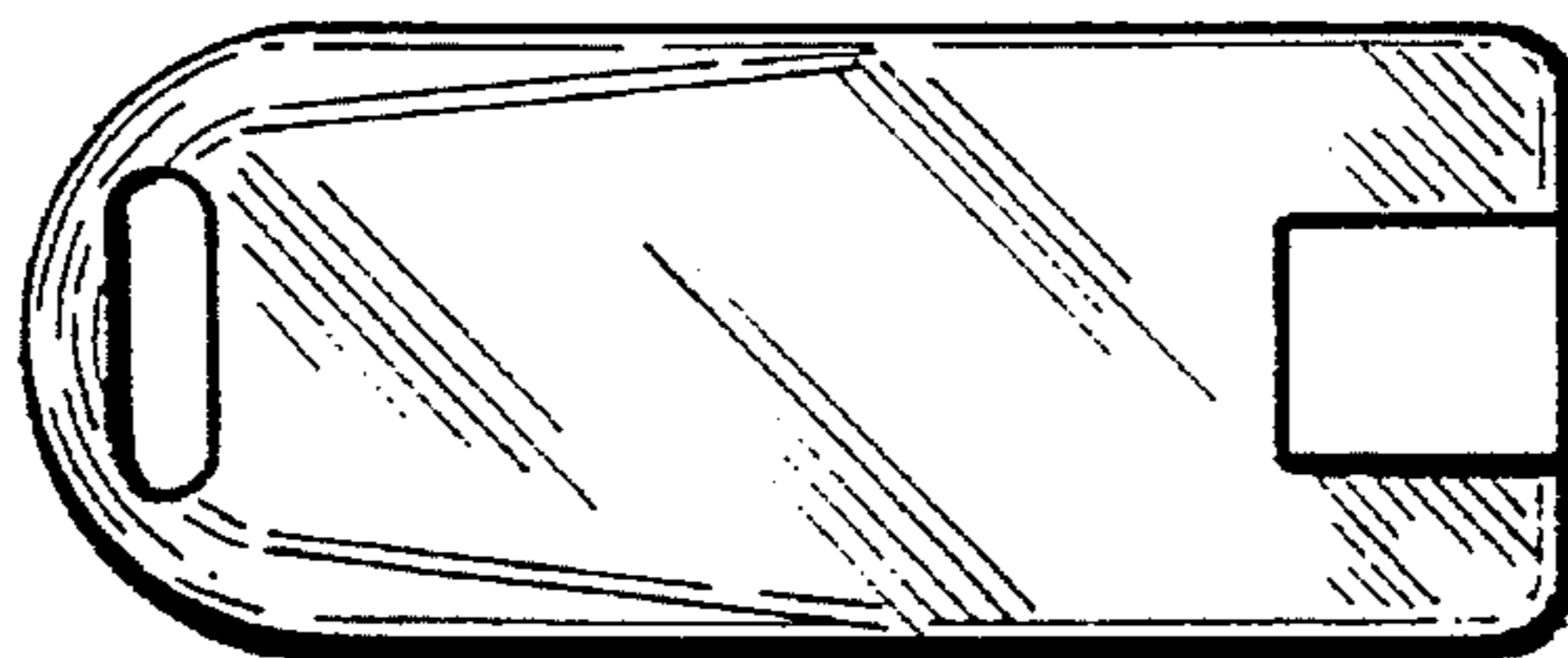


FIG. 3



FIG. 4




FIG. 5



FIG. 6