



US00D366225S

United States Patent [19]

Riegle

[11] Patent Number: Des. 366,225

[45] Date of Patent: **Jan. 16, 1996

[54] JEWELRY PENDANT

D. 342,918 1/1994 Henry D11/81

[76] Inventor: John Riegle, 3550 Watt Ave., Suite 140, Sacramento, Calif. 95821

Primary Examiner—Ralf Seifert
Attorney, Agent, or Firm—Bernhard Kreten

[**] Term: 14 Years

[57] CLAIM

[21] Appl. No.: 30,809

The ornamental design for a jewelry pendant, as shown and described.

[22] Filed: Nov. 8, 1994

DESCRIPTION

[52] U.S. Cl. D11/81; D11/116

[58] Field of Search D11/1-3, 26, 35, D11/40, 43, 44, 46, 56, 61, 79, 81, 95-99, 116; 63/1.1, 2; D3/212

FIG. 1 is a top of a jewelry pendant showing my new design; FIG. 2 is a left side view thereof; FIG. 3 is a front view thereof; FIG. 4 is a right side view thereof; FIG. 5 is a bottom view thereof; and, FIG. 6 is a rear elevational view.

[56] References Cited

U.S. PATENT DOCUMENTS

- D. 235,913 7/1975 Cipullo D11/44
- D. 246,231 11/1977 Cernevski D11/1
- D. 254,902 5/1980 Jaramillo et al. D11/61
- D. 261,999 11/1981 Snider D11/61

The broken-line showing of environmental structure in FIG. 3 is for illustrative purposes only and forms no part of the claimed design.

1 Claim, 1 Drawing Sheet



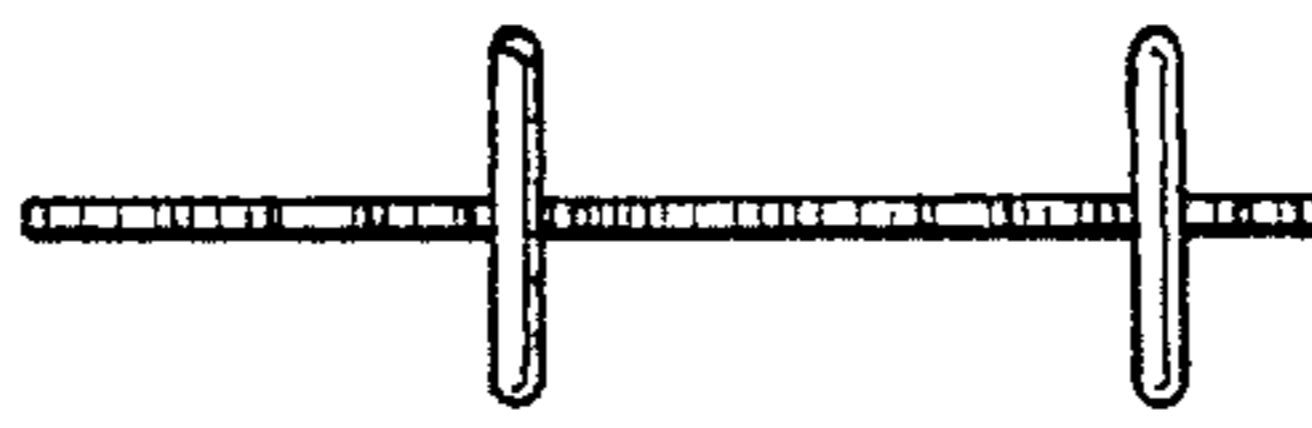


FIG. 1



FIG. 2



FIG. 3

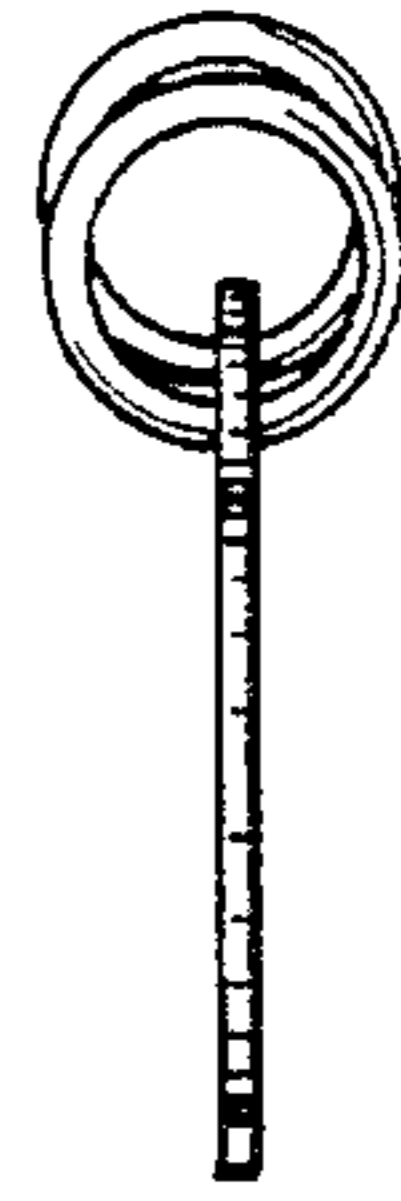


FIG. 4

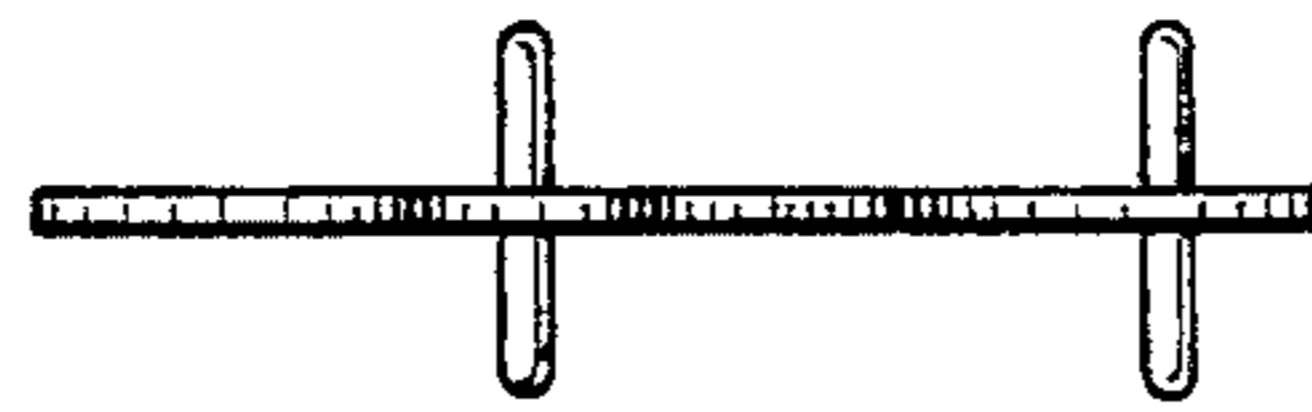


FIG. 5




FIG. 6