



US00D366177S

United States Patent [19]

Dean

[11] Patent Number: **Des. 366,177**

[45] Date of Patent: ****Jan. 16, 1996**

[54] **GROUND PAD**

4,006,503 2/1977 Wood D21/236

[75] Inventor: **William F. Dean**, Wichita Falls, Tex.

Primary Examiner—Lisa P. Lichtenstein
Attorney, Agent, or Firm—Dennis T. Griggs

[73] Assignee: **Robert S. Scheurer**, Wichita Falls, Tex.

[57] **CLAIM**

[**] Term: **14 Years**

The ornamental design for a ground pad, as shown and described.

[21] Appl. No.: **31,777**

DESCRIPTION

[22] Filed: **Dec. 6, 1994**

[52] U.S. Cl. **D6/605; D6/596**

FIG. 1 is a perspective view of a ground pad showing my new design;

[58] Field of Search D6/595, 596, 605;

FIG. 2 is a top plan view thereof;

D21/237, 236; 5/417-420

FIG. 3 is a left side elevational view thereof, the right side elevational view being a mirror image thereof;

[56] **References Cited**

U.S. PATENT DOCUMENTS

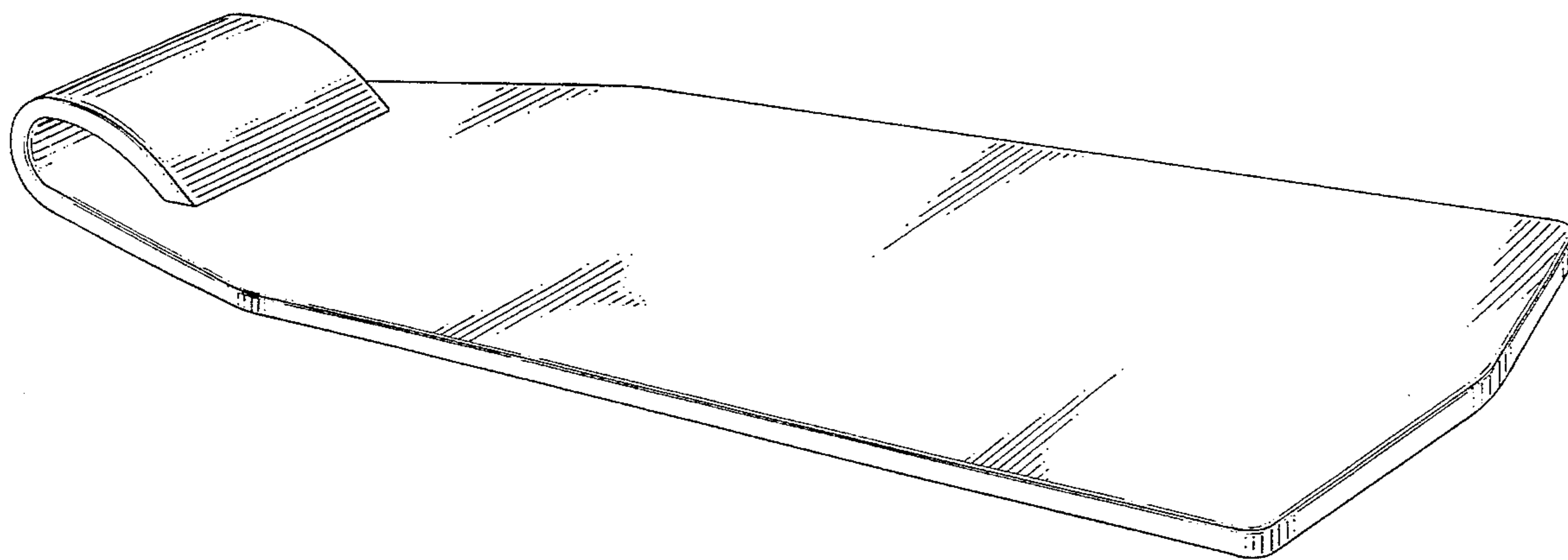
- D. 230,117 1/1974 Johnson D6/596
- D. 255,524 6/1980 Yarabinec D6/596
- D. 338,049 8/1993 Scheurer D21/237

FIG. 4 is a rear elevational view thereof;

FIG. 5 is a front elevational view thereof; and,

FIG. 6 is a bottom plan view thereof.

1 Claim, 3 Drawing Sheets



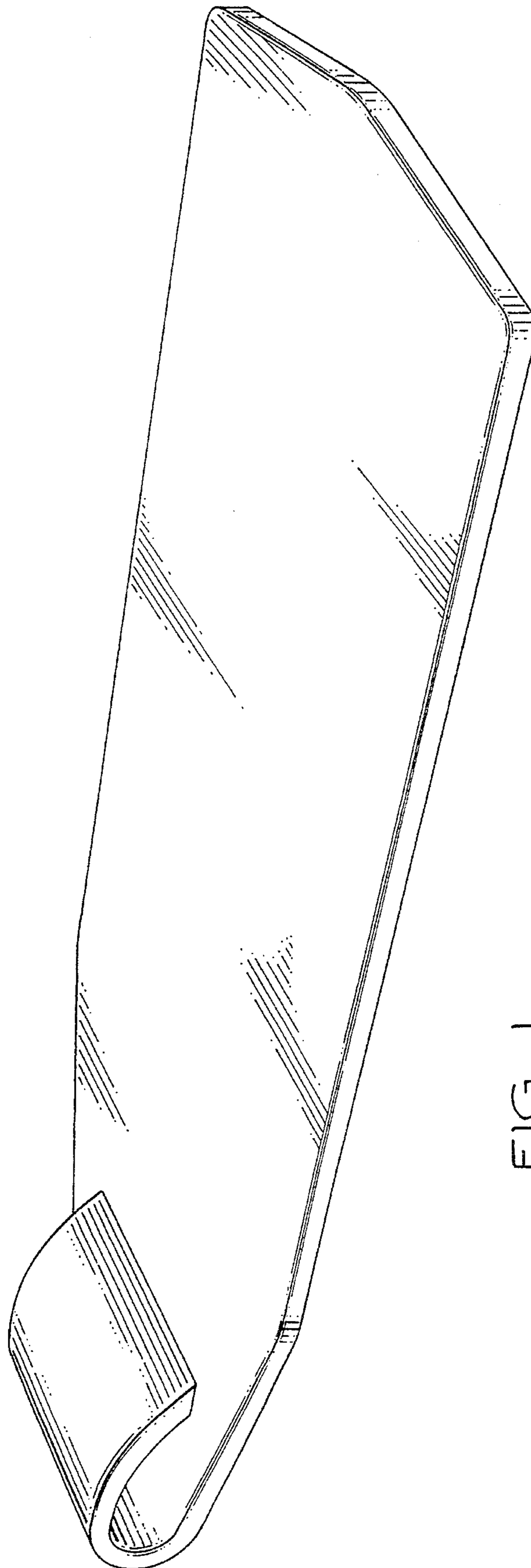


FIG. 1




FIG. 2




FIG. 3




FIG. 4




FIG. 5




FIG. 6