



US00D366173S

United States Patent [19] Oksakowski

[11] Patent Number: **Des. 366,173**

[45] Date of Patent: ****Jan. 16, 1996**

[54] CURTAIN VALANCE

[75] Inventor: **Udo Oksakowski**, Vorarlberg, Austria

[73] Assignee: **Bandex Bandweberei Gesellschaft m.b.H.**, Vorarlberg, Austria

[**] Term: **14 Years**

[21] Appl. No.: **29,406**

[22] Filed: **Oct. 5, 1994**

Related U.S. Application Data

[63] Continuation of Ser. No. 12,824, Sep. 10, 1993, Pat. No. Des. 360,553.

[30] Foreign Application Priority Data

Mar. 25, 1993 [AT] Austria 952/93

[52] U.S. Cl. **D6/579; D6/575**

[58] Field of Search D5/19, 47, 48,
D5/50, 51, 52; D6/575, 576, 577, 578,
579, 580; 160/348

[56] References Cited

U.S. PATENT DOCUMENTS

D. 8,931 1/1876 Miller D5/49

D. 97,415 11/1935 Sheindelman D5/47
D. 101,257 9/1936 Sadinoff D5/47
D. 280,875 10/1985 Fairbanks D6/575

FOREIGN PATENT DOCUMENTS

2307160 9/1974 Germany 160/348

Primary Examiner—Louis S. Zarfes
Assistant Examiner—Monica A. Hannon
Attorney, Agent, or Firm—Friedrich Kueffner

[57] CLAIM

The ornamental design for a curtain valance, as shown and described.

DESCRIPTION

FIG. 1 is a front view of a curtain valance showing my new design in the flat state;

FIG. 2 is another front view of the curtain valance of FIG. 1 showing the curtain valance in the gathered state; and, FIG. 3 is a rear view of the gathered curtain valance of FIG. 2.

The curtain valance which is partially shown for ease of illustration is of indeterminate length. The pattern disclosed repeats uniformly throughout the length of the valance.

1 Claim, 3 Drawing Sheets

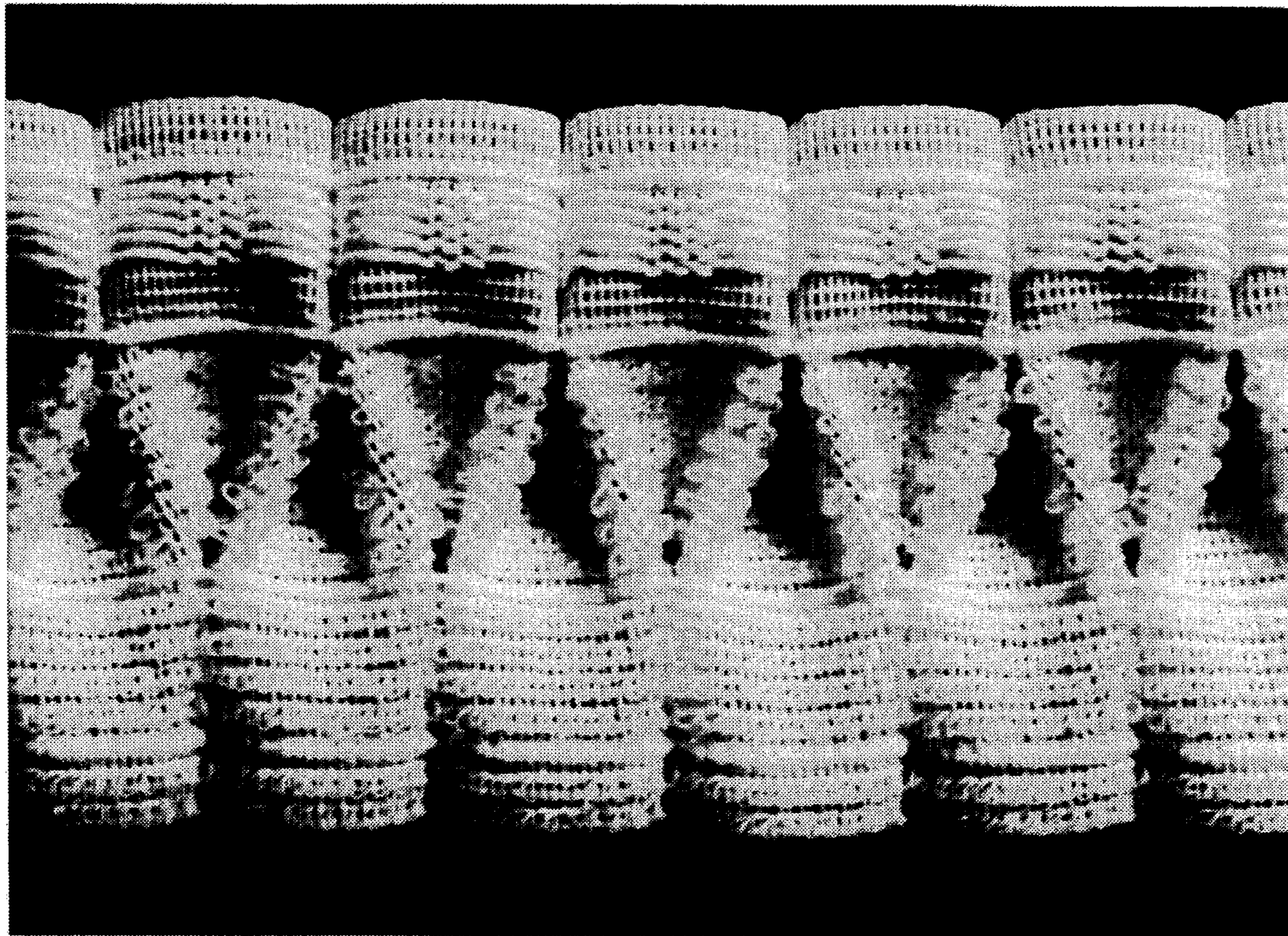


FIG. 1




FIG. 2




FIG. 3

