



US00D366172S

United States Patent [19] Quirin

[11] Patent Number: **Des. 366,172**

[45] Date of Patent: ****Jan. 16, 1996**

[54] **HEX KEYS HOLDING CASE**

[75] Inventor: **François P. Quirin**, Meudon, France

[73] Assignee: **FACOM**, Morangis, France

[**] Term: **14 Years**

[21] Appl. No.: **20,310**

[22] Filed: **Mar. 24, 1994**

[52] U.S. Cl. **D6/553**

[58] Field of Search D6/512, 553, 567,
D6/569-571; 211/13, 60.1, 69, 69.1, 70.6,
70.7, 86-89; 248/309.1, 312, 176-177

[56] **References Cited**

U.S. PATENT DOCUMENTS

D. 336,399 6/1993 Jureckson D6/570
2,974,804 3/1961 Maro 211/60.1

OTHER PUBLICATIONS

Beargrip Brochure p. 4—Hex Key Case.

Primary Examiner—Brian N. Vinson

Attorney, Agent, or Firm—Wenderoth, Lind & Ponack

[57] **CLAIM**

The ornamental design for a hex keys holding case, as shown and described.

DESCRIPTION

FIG. 1 is a front elevational view of a hex keys holding case showing my new design;

FIG. 2 is a rear elevational view thereof;

FIG. 3 is a left side elevational view thereof;

FIG. 4 is a right side elevational view thereof;

FIG. 5 is a top plan view thereof;

FIG. 6 is a bottom plan view thereof;

FIG. 7 is a front, top perspective view thereof, showing the smaller portion of the holding case in a folded position;

FIG. 8 is a front, bottom perspective view thereof;

FIG. 9 is a rear, top perspective view thereof; and,

FIG. 10 is a rear, bottom perspective view thereof.

1 Claim, 5 Drawing Sheets




FIG. 2




FIG. 1




FIG. 4




FIG. 3




FIG. 5




FIG. 6

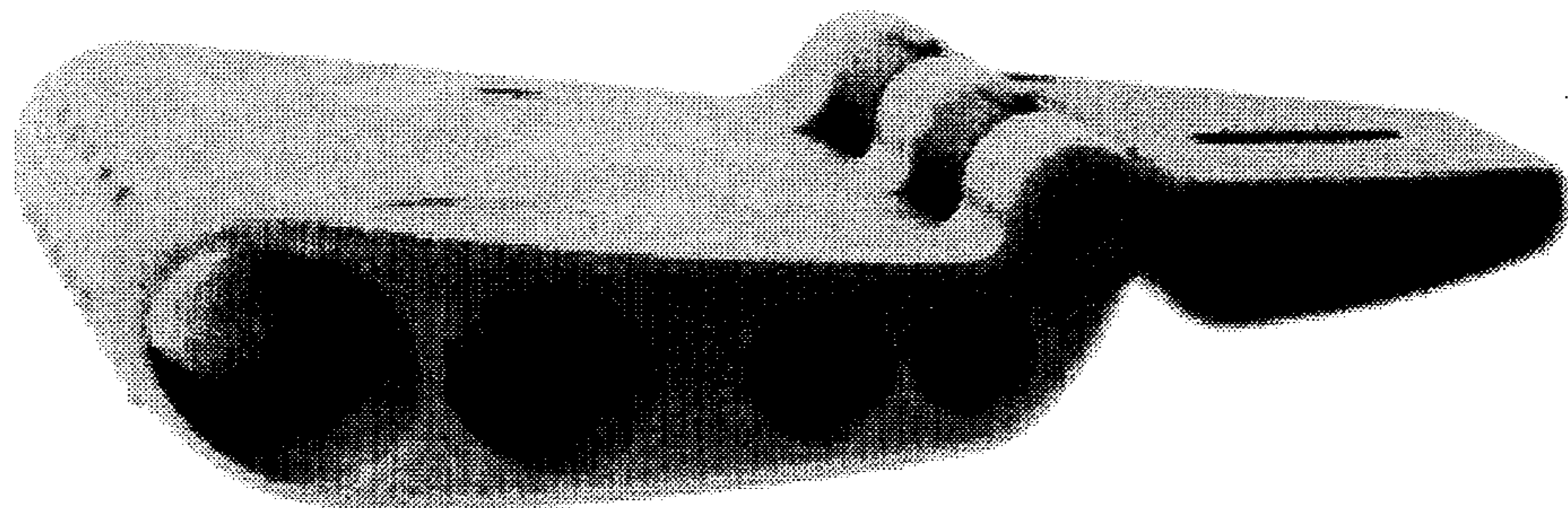


FIG. 8




FIG. 7




FIG. 10




FIG. 9

