



US00D366150S

# United States Patent [19]

[11] Patent Number: **Des. 366,150**

Suchomel

[45] Date of Patent: **\*\*Jan. 16, 1996**

[54] **COMBINED PAINTBRUSH AND PAINT CAN OPENER**

4,757,568 7/1988 Jones ..... 15/105

### FOREIGN PATENT DOCUMENTS

[76] Inventor: **Dale R. Suchomel**, 1710 Pennsylvania Ave., Sun Prairie, Wis. 53590

191491 1/1923 United Kingdom ..... 15/191.1

[\*\*] Term: **14 Years**

*Primary Examiner*—A. Hugo Word  
*Assistant Examiner*—Lavone D. Tabor  
*Attorney, Agent, or Firm*—David L. Baker; Rhodes & Ascolillo

[21] Appl. No.: **14,067**

[22] Filed: **Oct. 12, 1993**

### [57] CLAIM

[52] U.S. Cl. .... **D4/116; D4/132**

The ornamental design for a combined paintbrush and paint can opener, as shown and described.

[58] Field of Search ..... D4/116, 118, 132, D4/135, 138; D32/40, 42; D8/86, 89, 105; 15/143.1, 105, 111, 159.1, 160, 171, 175, 190, 191.1, 192–193, 236.01; 7/105

### DESCRIPTION

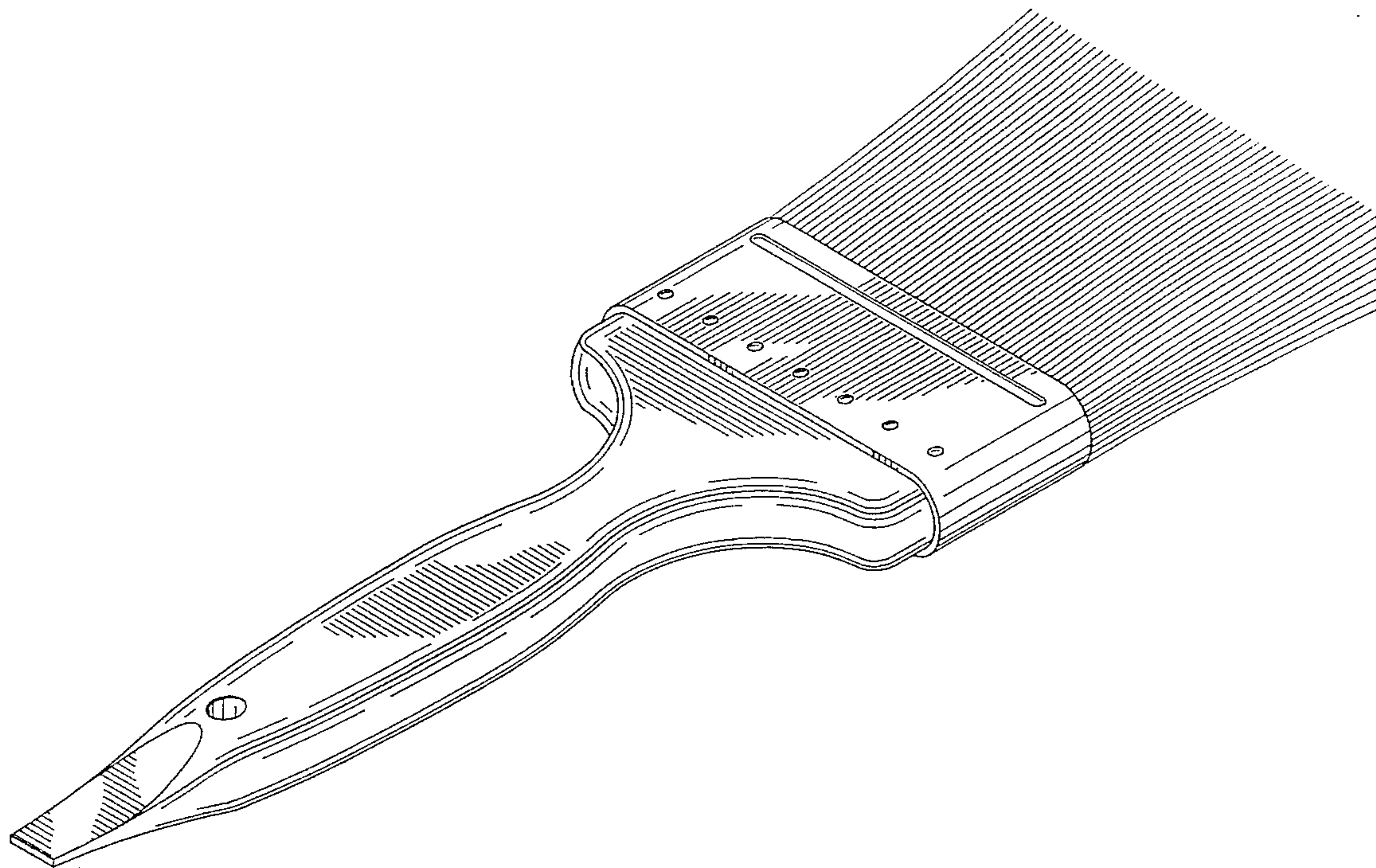
### [56] References Cited

#### U.S. PATENT DOCUMENTS

D. 117,933	12/1939	Manchester et al. ....	D4/118
D. 128,609	8/1941	Bakeman .....	D8/86
894,968	8/1908	Miltner .....	15/192
926,894	7/1909	Pushee .....	15/111
1,421,478	7/1922	Hope .....	15/111
4,741,064	5/1988	Riegert et al. ....	15/111

FIG. 1 is a perspective view of a combined paintbrush and paint can opener showing my new design therefor; FIG. 2 is a left side elevational view, the right side elevational view being a mirror image thereof; FIG. 3 is a front elevational view, the rear elevational view being a mirror image thereof; FIG. 4 is a top plan view; and, FIG. 5 is a bottom plan view.

**1 Claim, 2 Drawing Sheets**



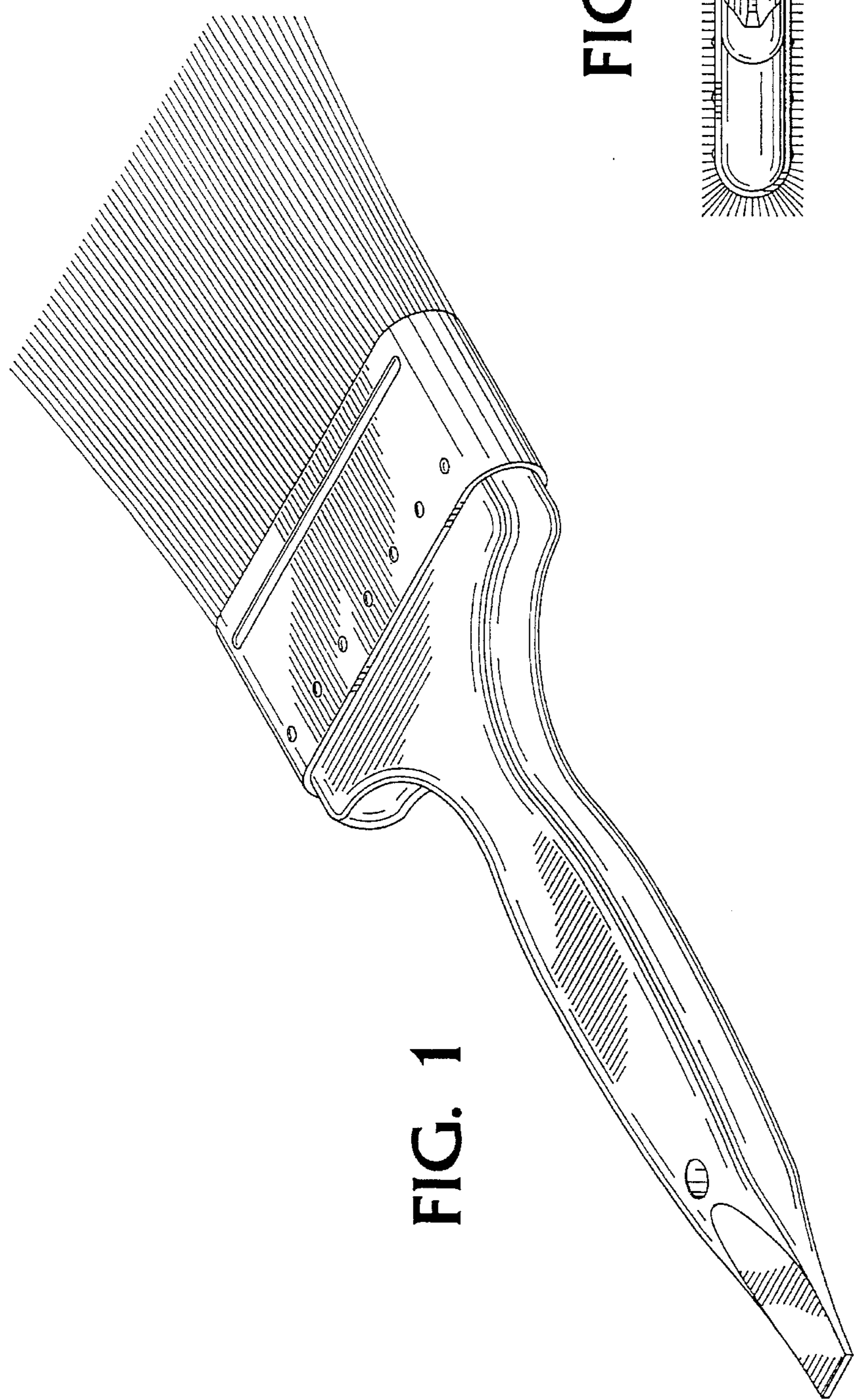


FIG. 1

FIG. 4

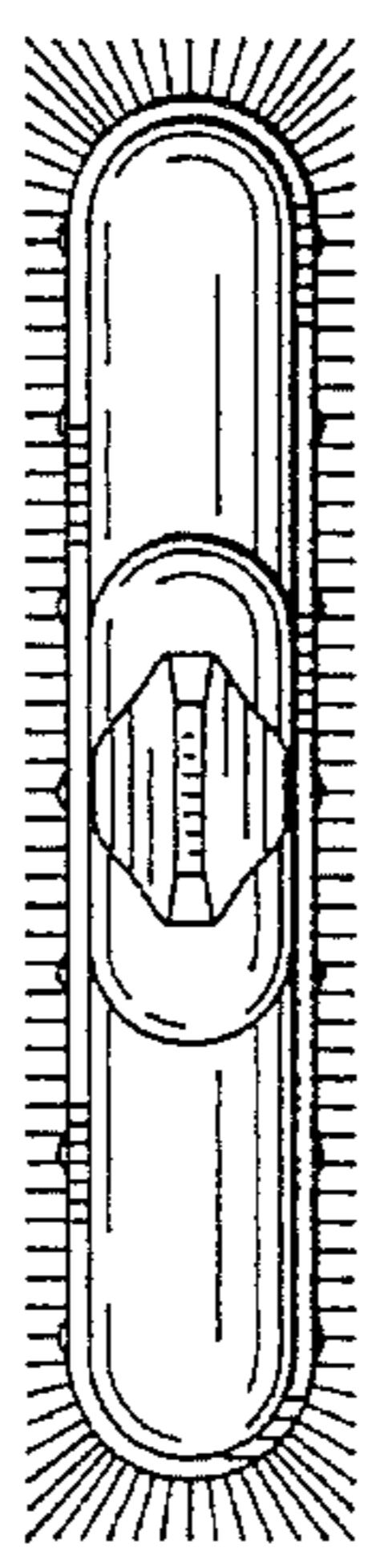


FIG. 5



FIG. 2

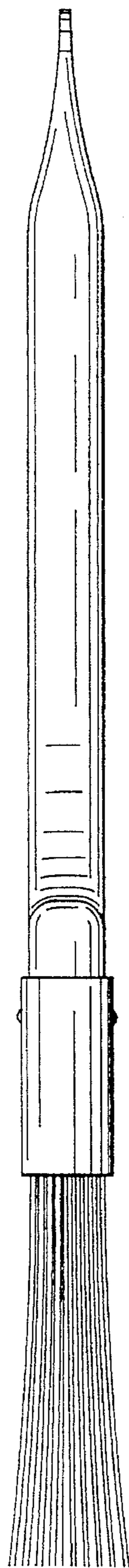


FIG. 3

