



US00D366149S

# United States Patent [19]

Garza et al.

[11] Patent Number: **Des. 366,149**

[45] Date of Patent: **\*\*Jan. 16, 1996**

[54] **PAGER ACCESSORY BELT HOOK LANYARD**

780,962	1/1905	Perry	24/3.11
1,578,807	3/1926	Crossman	24/3.5
2,775,804	1/1957	Ayoub	24/3.12 X
2,965,939	12/1960	Olsson	24/3.12 X

[75] Inventors: **Andrea L. Garza**, Lake Worth, Fla.;  
**Gary Prokop**, Wheaton; **David Pacchini**, Chicago, both of Ill.

*Primary Examiner*—Louis S. Zarfes  
*Assistant Examiner*—Monica A. Hannon  
*Attorney, Agent, or Firm*—Pablo Meles; Daniel K. Nichols; John H. Moore

[73] Assignee: **Motorola, Inc.**, Schaumburg, Ill.

[\*\*] Term: **14 Years**

[57] **CLAIM**

[21] Appl. No.: **30,331**

The ornamental design for a pager accessory belt hook lanyard, as shown and described.

[22] Filed: **Oct. 27, 1994**

[52] U.S. Cl. .... **D3/328; D3/318**

**DESCRIPTION**

[58] **Field of Search** ..... D3/201, 215, 218,  
D3/224, 226, 228, 230, 318, 328; D8/382,  
71, 383, 349; 190/110; 206/38, 305; 24/3.11,  
3.12, 3.5, 616

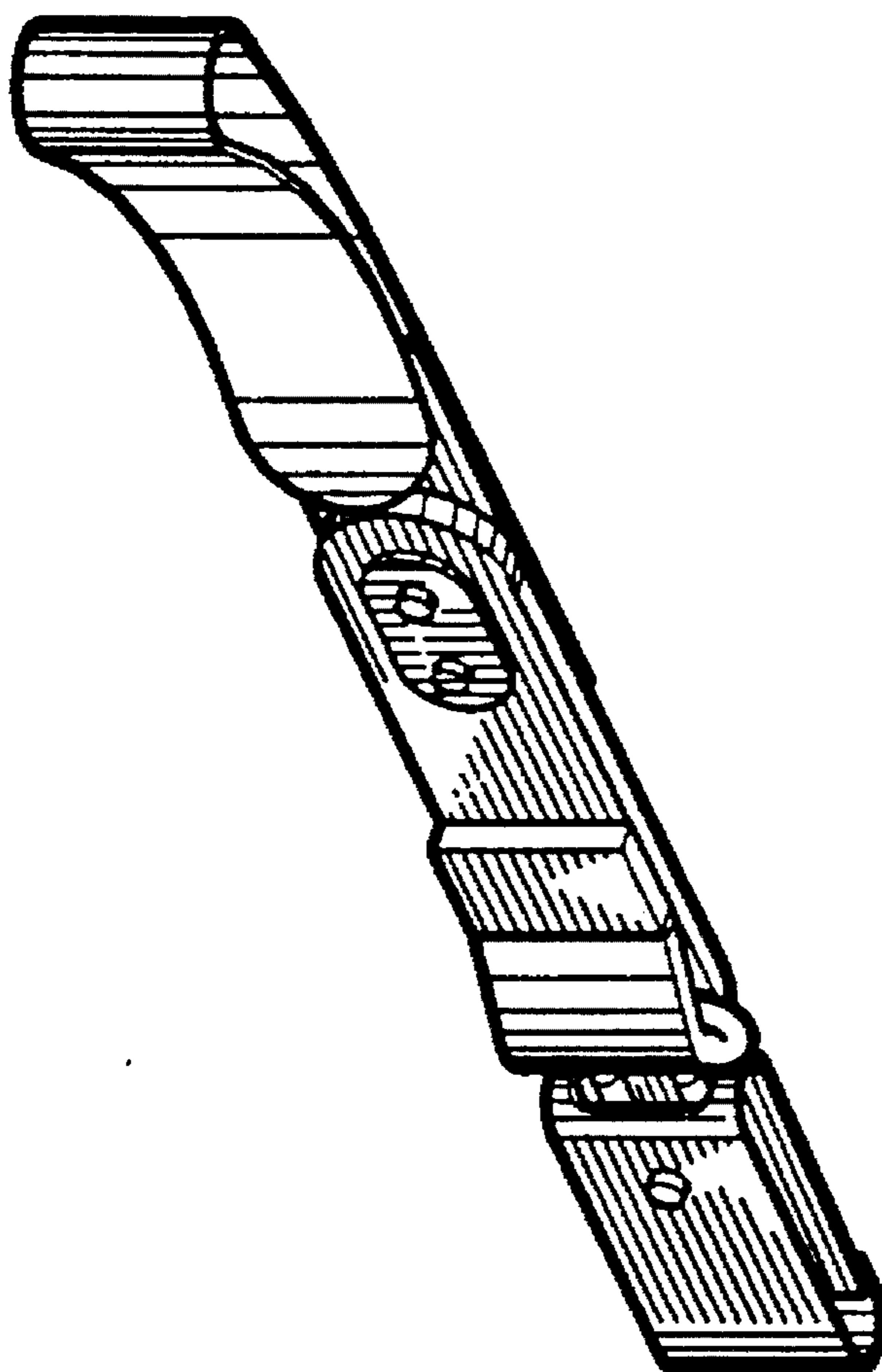
FIG. 1 is a front elevational view of a pager accessory belt hook lanyard showing our design;  
FIG. 2 is a top view thereof;  
FIG. 3 is a bottom view thereof;  
FIG. 4 is a left side view thereof;  
FIG. 5 is a right side view thereof;  
FIG. 6 is a rear elevational view thereof; and,  
FIG. 7 is a top, rear and left side perspective view thereof.

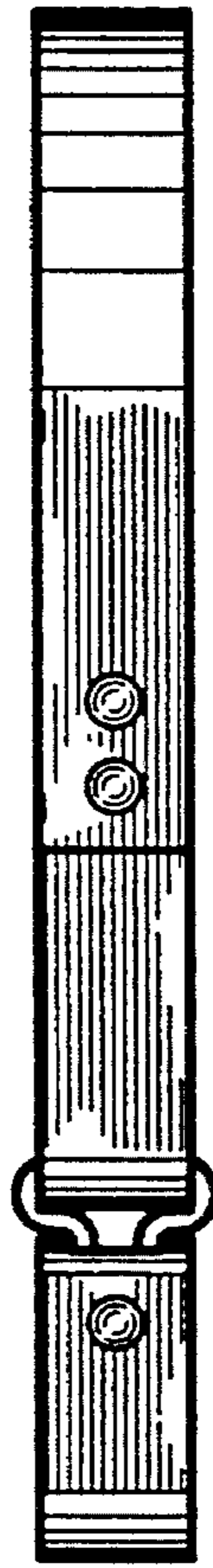
[56] **References Cited**

**U.S. PATENT DOCUMENTS**

D. 248,367	7/1978	Haft	D8/383	X
287,460	10/1883	Pattee et al.	24/3.12	X

**1 Claim, 3 Drawing Sheets**





*FIG. 1*



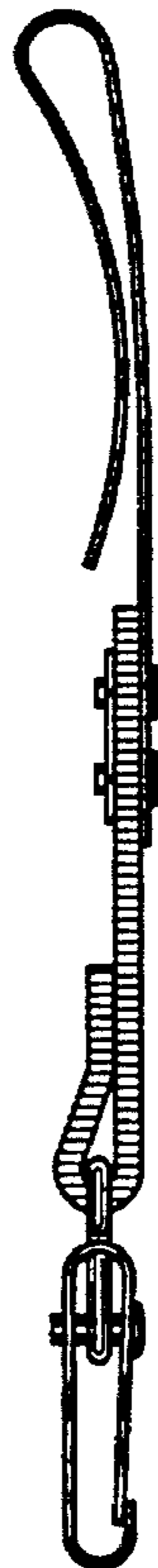
*FIG. 2*



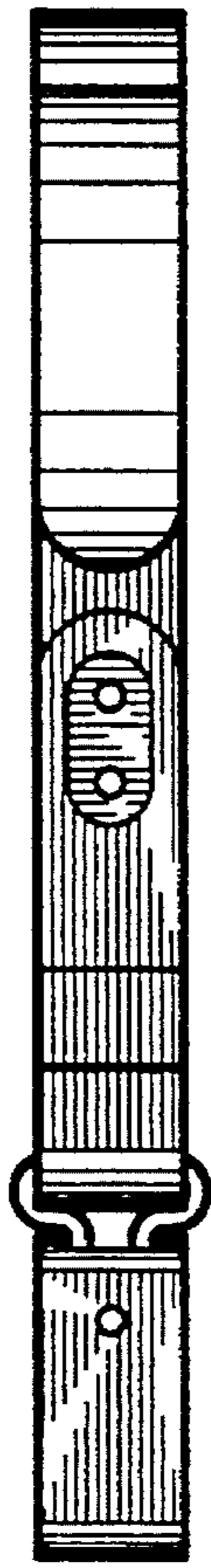
*FIG. 3*



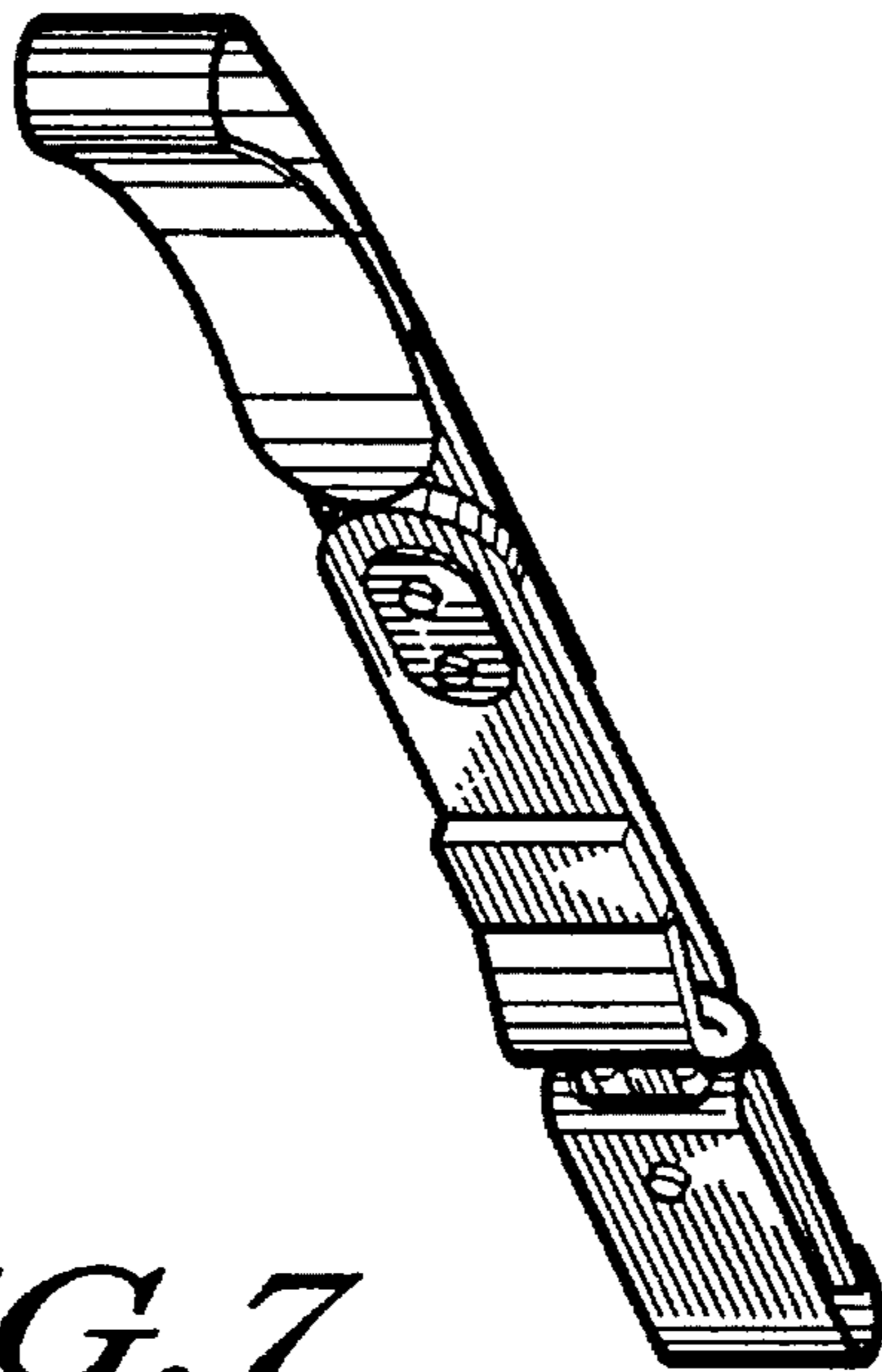
*FIG. 4*



*FIG. 5*



*FIG. 6*



*FIG. 7*