



US00D366146S

# United States Patent [19]

[11] Patent Number: **Des. 366,146**

Bertrand

[45] Date of Patent: **\*\*Jan. 16, 1996**

[54] **COMBINED HUNTING LICENSE HOLDER WITH PEN**

2,520,176 8/1950 Stanley ..... D3/249 X

### FOREIGN PATENT DOCUMENTS

[76] Inventor: **Robert V. Bertrand**, P.O. Box 158, Drasco, Ark. 72530

11652 of 1912 United Kingdom ..... D19/27

[\*\*] Term: **14 Years**

*Primary Examiner*—Martie Thompson  
*Attorney, Agent, or Firm*—Stephen D. Carver; Trent C. Keisling; John K. Donaghy

[21] Appl. No.: **3,665**

### [57] CLAIM

[22] Filed: **Jan. 13, 1993**

The ornamental design for a combined hunting license holder with pen, as shown and described.

[52] U.S. Cl. .... **D3/249**; D20/27; D19/78; D19/83

### DESCRIPTION

[58] **Field of Search** ..... D3/247, 249, 250-253; D19/11, 20, 21, 26, 27, 78; D20/27; 150/131, 132, 145, 147, 161; 206/0.81, 0.84; 40/1.5, 124.1, 905

FIG. 1 is an inside perspective view of a combined hunting license holder and pen showing my new design in a partially folded condition;

### [56] References Cited

#### U.S. PATENT DOCUMENTS

FIG. 2 is an exterior perspective view also in a partially folded condition;

D. 259,221	5/1981	Gebbia	.....	D3/249
D. 271,985	12/1983	Betser	.....	D20/27
D. 271,986	12/1983	Belser	.....	D20/27
D. 274,099	6/1984	Belser	.....	D20/27
D. 340,472	10/1993	Christ et al.	.....	D19/11

FIG. 3 is a top plan view in a fully opened condition;

FIG. 4 is a right side elevational view of FIG. 3;

FIG. 5 is a bottom plan view of FIG. 3; and,

FIG. 6 is a left side elevational view of FIG. 3.

**1 Claim, 2 Drawing Sheets**




FIG. 1

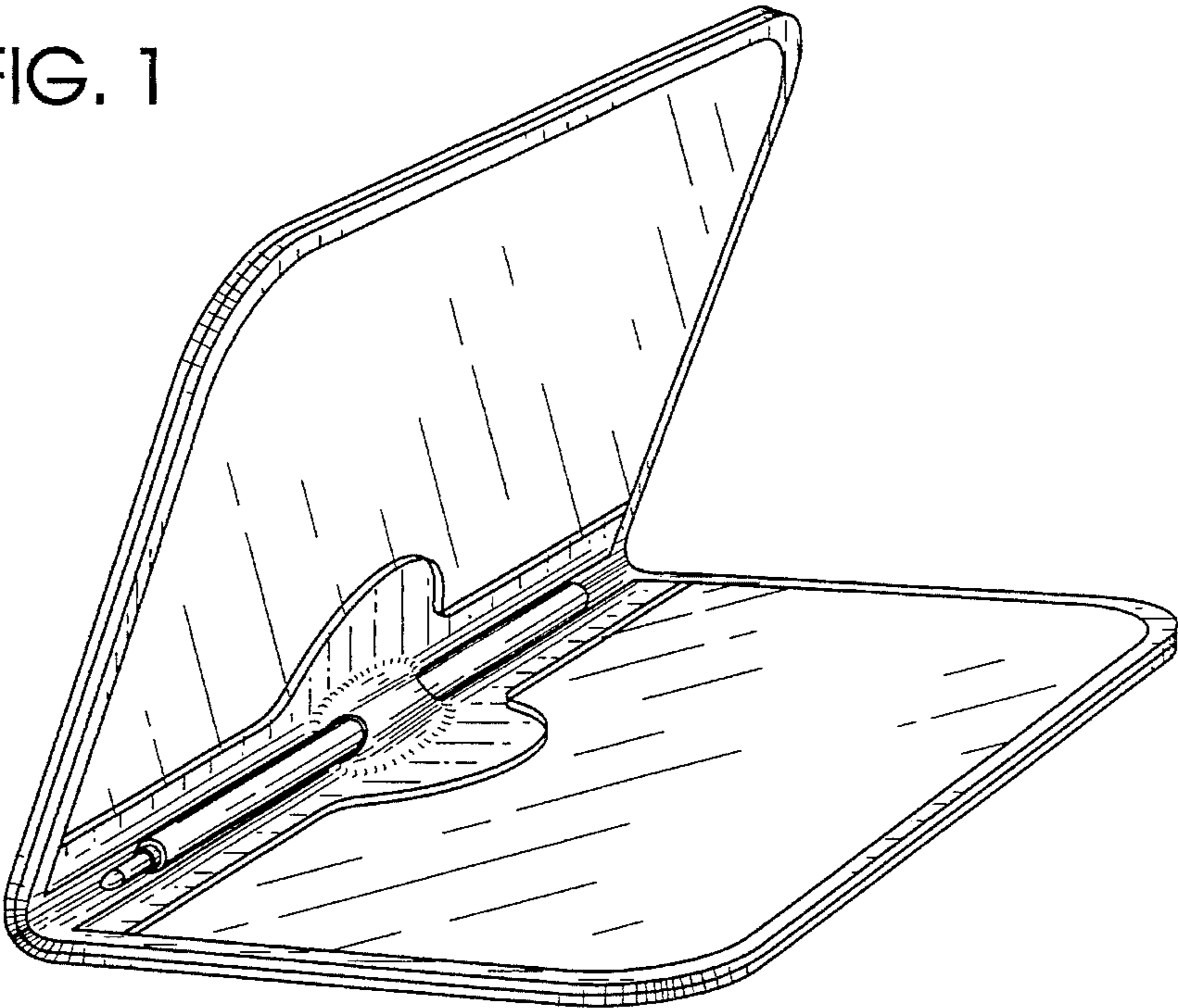


FIG. 2




FIG. 3




FIG. 4



FIG. 5

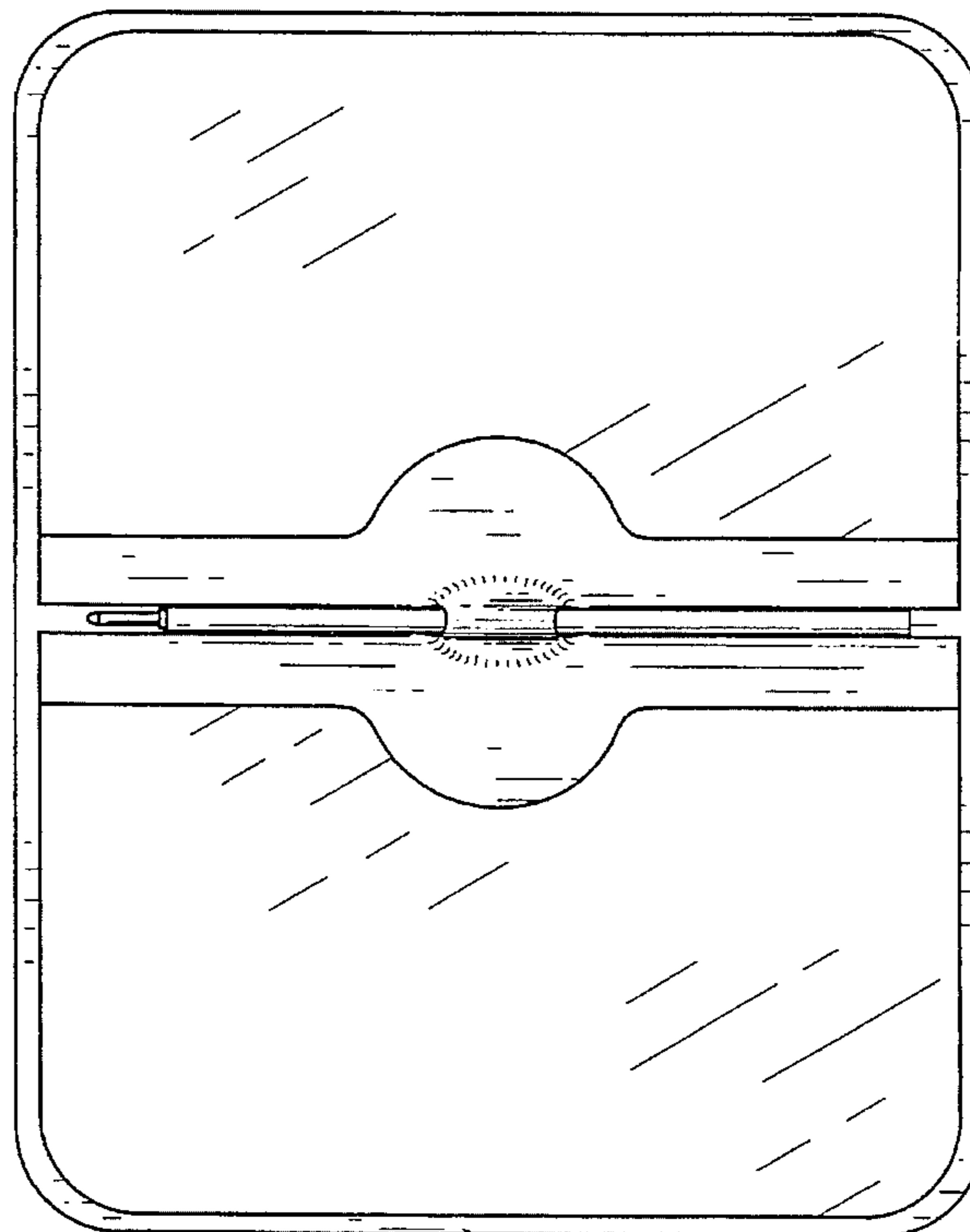


FIG. 6

