



US00D366144S

United States Patent [19]

[11] Patent Number: **Des. 366,144**

Alves

[45] Date of Patent: ****Jan. 16, 1996**

[54] **CHALK LINE HOLSTER**

[76] Inventor: **Antonio D. Alves**, 100 Pear St., Palmyra, N.J. 08065

[**] Term: **14 Years**

[21] Appl. No.: **28,400**

[22] Filed: **Sep. 14, 1994**

[52] U.S. Cl. **D3/228**

[58] Field of Search D3/228, 219, 222, D3/223; 224/242, 253, 271, 272, 904, 908, 252; D10/61, 128, 72, 69; 33/369, 370, 371, 372, 373, 391, 392, 393, 394, 414

[56] **References Cited**

U.S. PATENT DOCUMENTS

D. 334,717	4/1993	Evans, Jr. et al.	D10/72 X
D. 336,049	6/1993	Patridge, Jr.	D3/215 X
3,721,009	3/1973	Lucich	D10/61 X
4,197,656	4/1980	Lane et al.	33/414
4,303,187	12/1981	Berman .	
4,356,943	11/1982	Berman .	
4,434,921	3/1984	Santhoff .	

4,598,027	7/1986	Johnson .	
4,821,923	4/1989	Skorka .	
4,821,933	4/1989	Seber	224/904 X
5,100,037	3/1992	Kopyta et al. .	
5,163,230	11/1992	Gast	D10/61 X

Primary Examiner—Louis S. Zarfes
Assistant Examiner—Catherine R. Oliver
Attorney, Agent, or Firm—Dennis H. Lambert

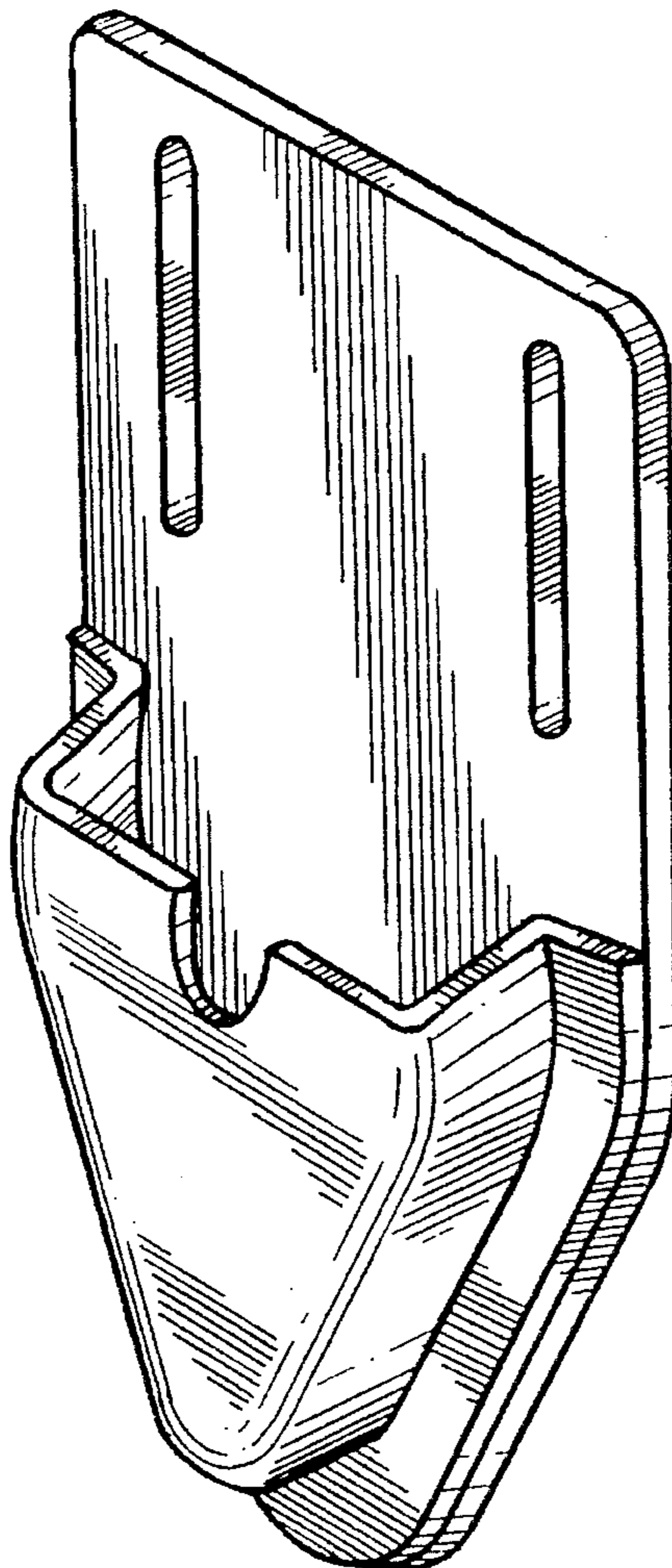
[57] CLAIM

The ornamental design for a chalk line holster, as shown and described.

DESCRIPTION

FIG. 1 is a front, top and side perspective view of the chalk line holster embodying the design of the present invention; FIG. 2 is a front elevational view thereof; FIG. 3 is a rear elevational view thereof; FIG. 4 is a side elevational view thereof, the side opposite being a mirror image of the side shown in FIG. 4; FIG. 5 is a top plan view thereof; and, FIG. 6 is a bottom plan view thereof.

1 Claim, 3 Drawing Sheets



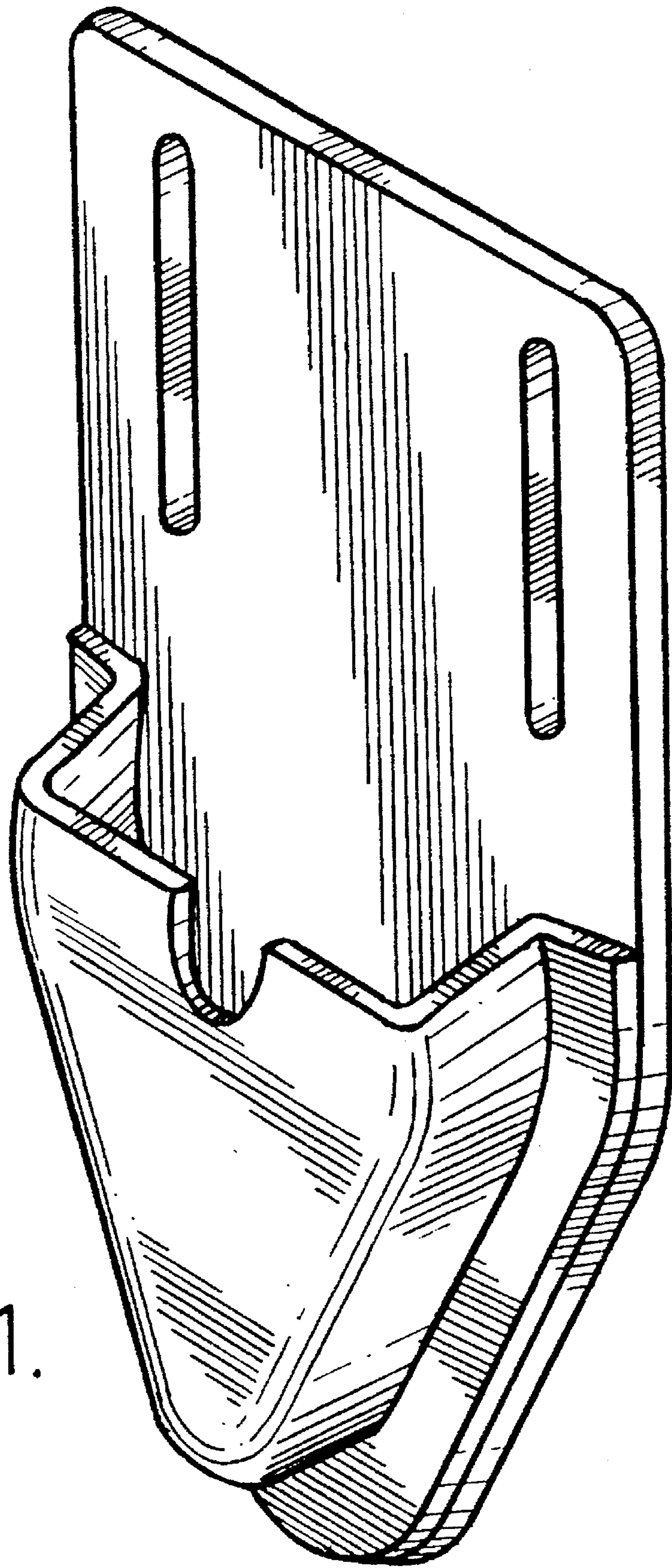


FIG.1.

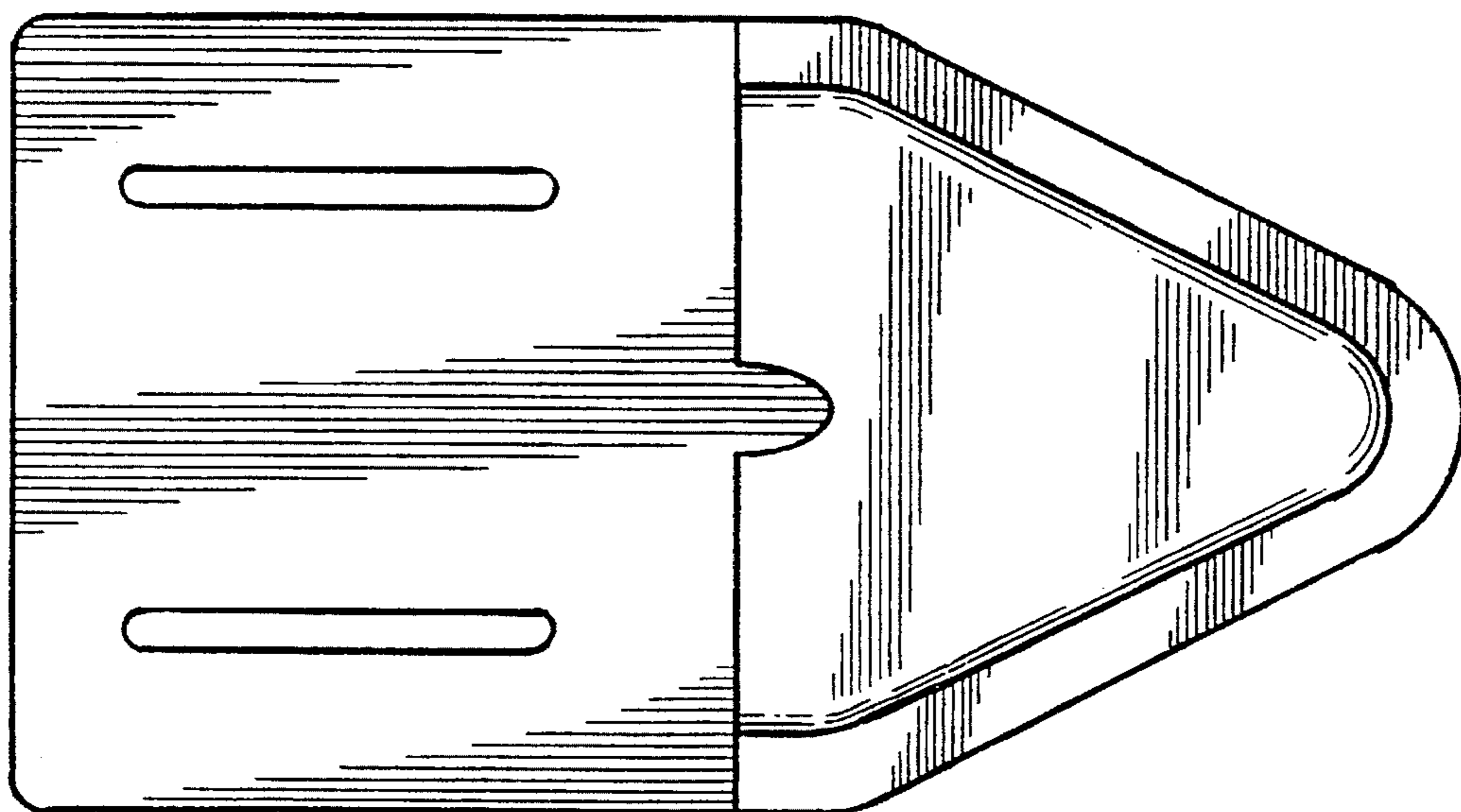


FIG. 2.

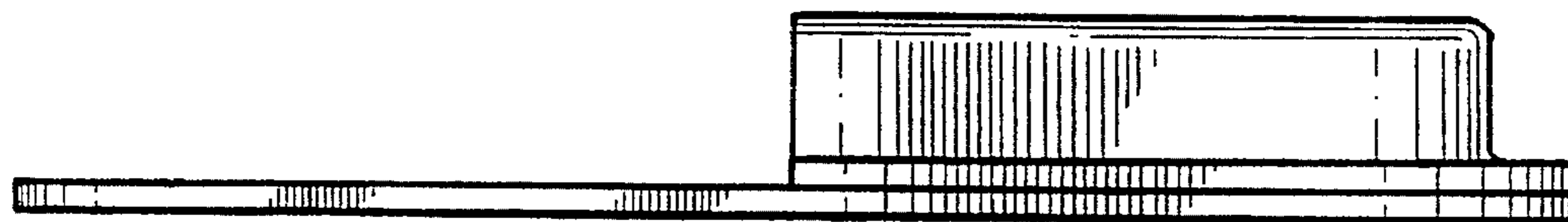


FIG. 4.




FIG. 6.

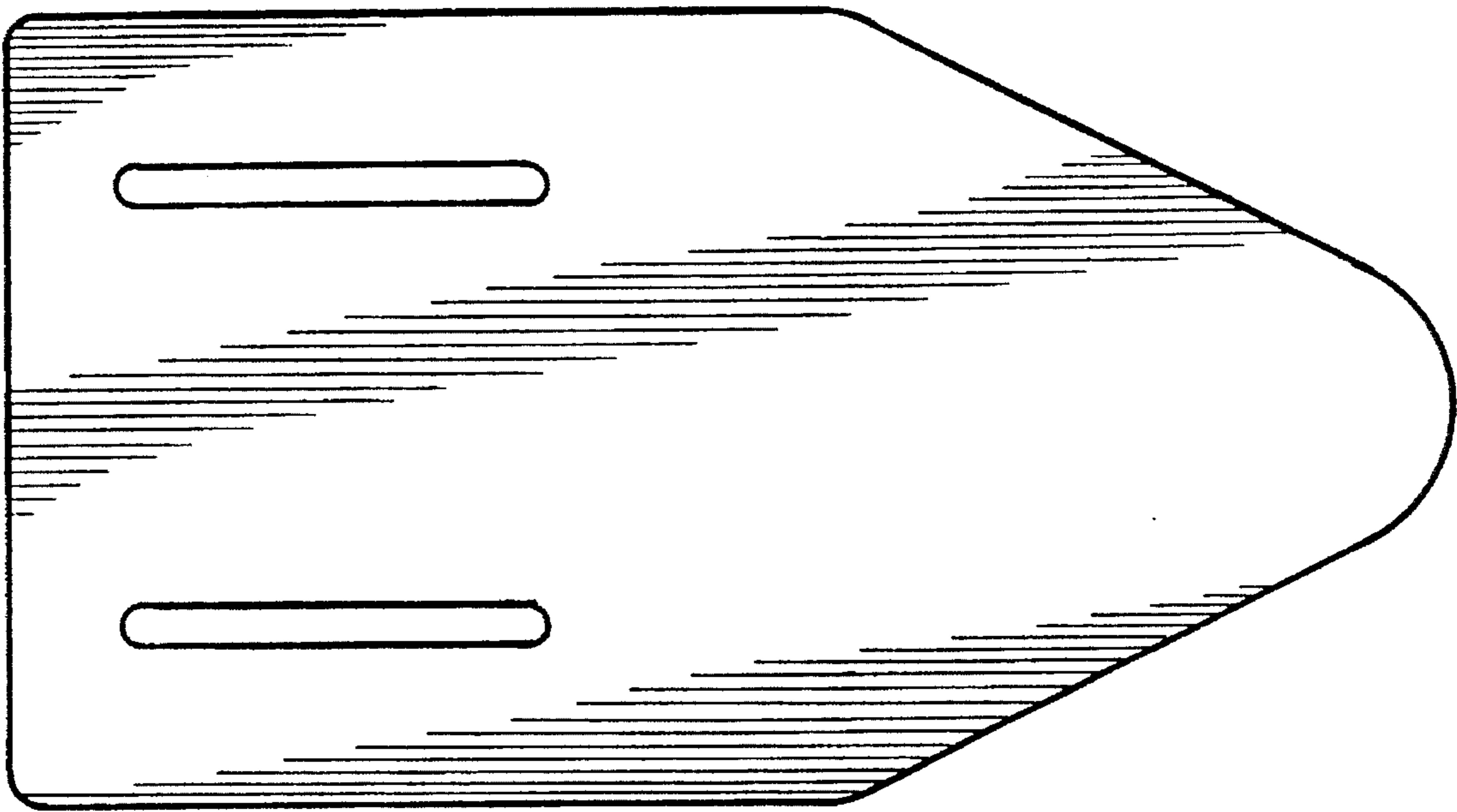


FIG. 3.

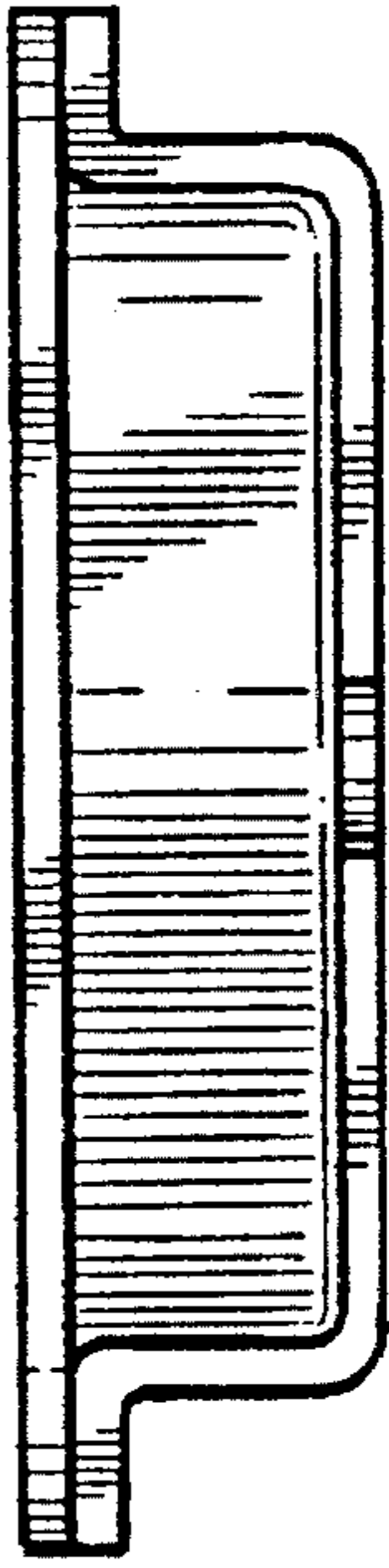


FIG. 5.