



US00D366135S

United States Patent [19]

Henderson, Jr. et al.

[11] Patent Number: **Des. 366,135**

[45] Date of Patent: ****Jan. 16, 1996**

[54] **SPORTS SHOE**

[76] Inventors: **Charles A. Henderson, Jr.**, 3359 Foxgate Dr., Memphis, Tenn. 38115;
Gheric E. Bruce, P.O. Box 5034, West Memphis, Ark. 72303

[**] Term: **14 Years**

[21] Appl. No.: **12,527**

[22] Filed: **Sep. 3, 1993**

[52] U.S. Cl. **D2/902**; D2/908

[58] Field of Search D2/896, 897, 902, D2/906, 908, 907, 910, 969, 970; 36/25 R, 32 R, 45, 83, 84, 89, 100-107, 112-114, 132, 136

[56] **References Cited**

U.S. PATENT DOCUMENTS

D. 121,790	8/1940	Justin	D2/897
D. 230,440	2/1974	Cohen	.	
D. 239,146	3/1976	Gavin	D2/907 X
D. 253,137	10/1979	Foldes	D2/910
D. 268,544	4/1983	Crowley	.	
D. 297,781	3/1988	Diaz et al.	.	
D. 333,033	2/1993	Bailey	D2/969

4,050,167	9/1977	Senter	36/32 R
4,516,337	5/1985	Adamik	36/136
4,852,276	8/1989	Savoca et al.	36/136
5,331,753	7/1994	Rodibaugh	36/132 X

Primary Examiner—Doris V. Coles
Attorney, Agent, or Firm—Richard C. Litman

[57] **CLAIM**

The ornamental design for a sports shoe, as shown and described.

DESCRIPTION

FIG. 1 is a left side elevational view of a sports shoe, showing my new design, the right side being a mirror image thereof;

FIG. 2 is a bottom plan view thereof;

FIG. 3 is a bottom plan view of a second embodiment, the sides being the same as described in FIG. 1;

FIG. 4 is a front elevational view of both embodiments;

FIG. 5 is a rear elevational view of both embodiments; and,

FIG. 6 is a top plan view of both embodiments.

The broken line showings of the Greek letters in FIGS. 1, 4, 5, and 6 are for illustrative purposes only and form no part of the claimed design.

1 Claim, 5 Drawing Sheets



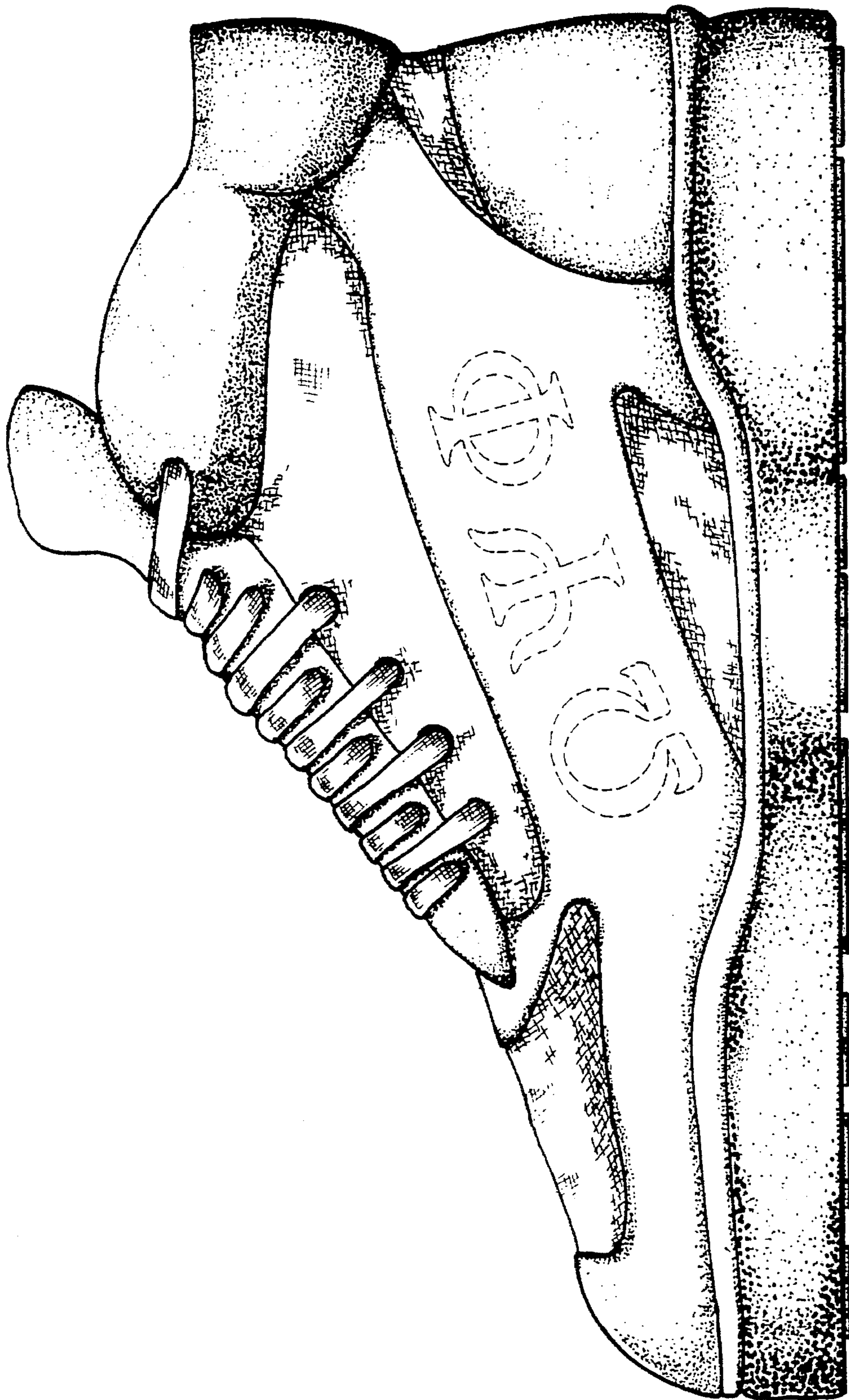


FIG. 1



FIG. 2

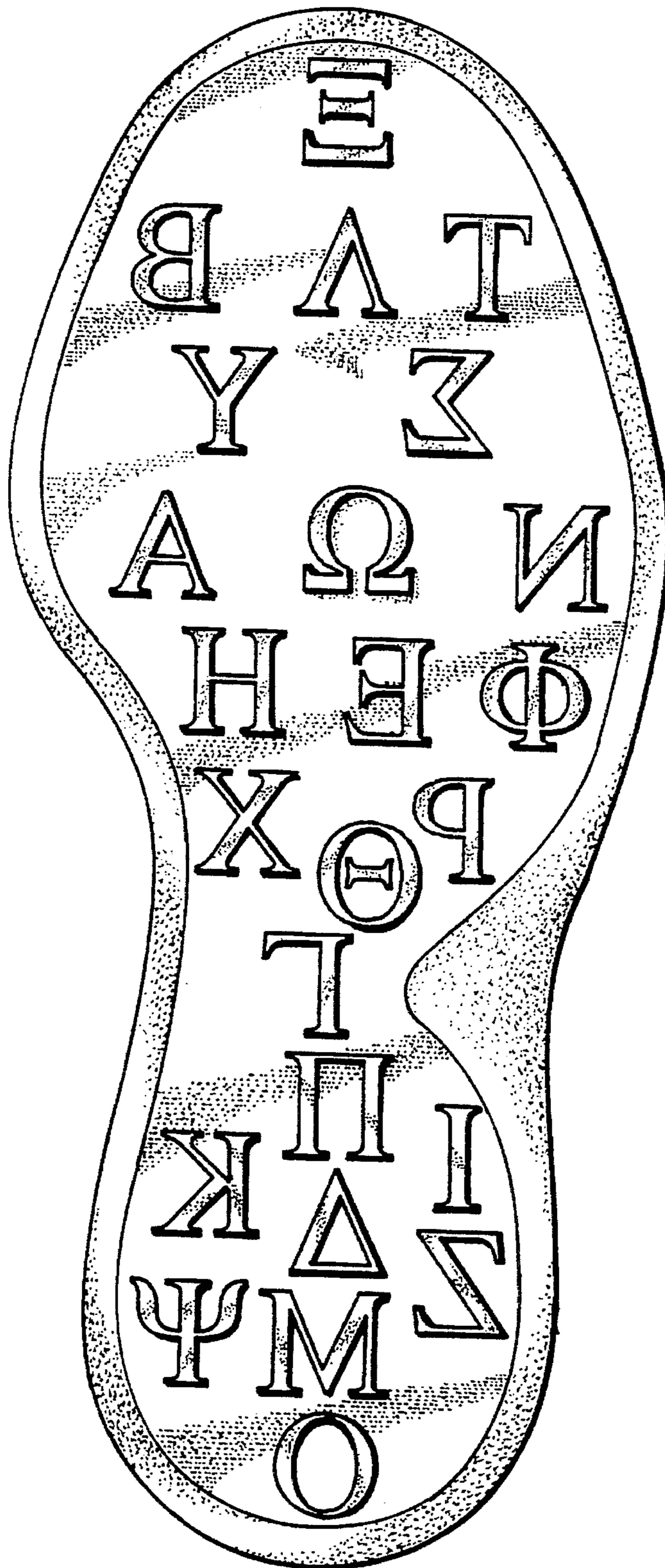


FIG. 3

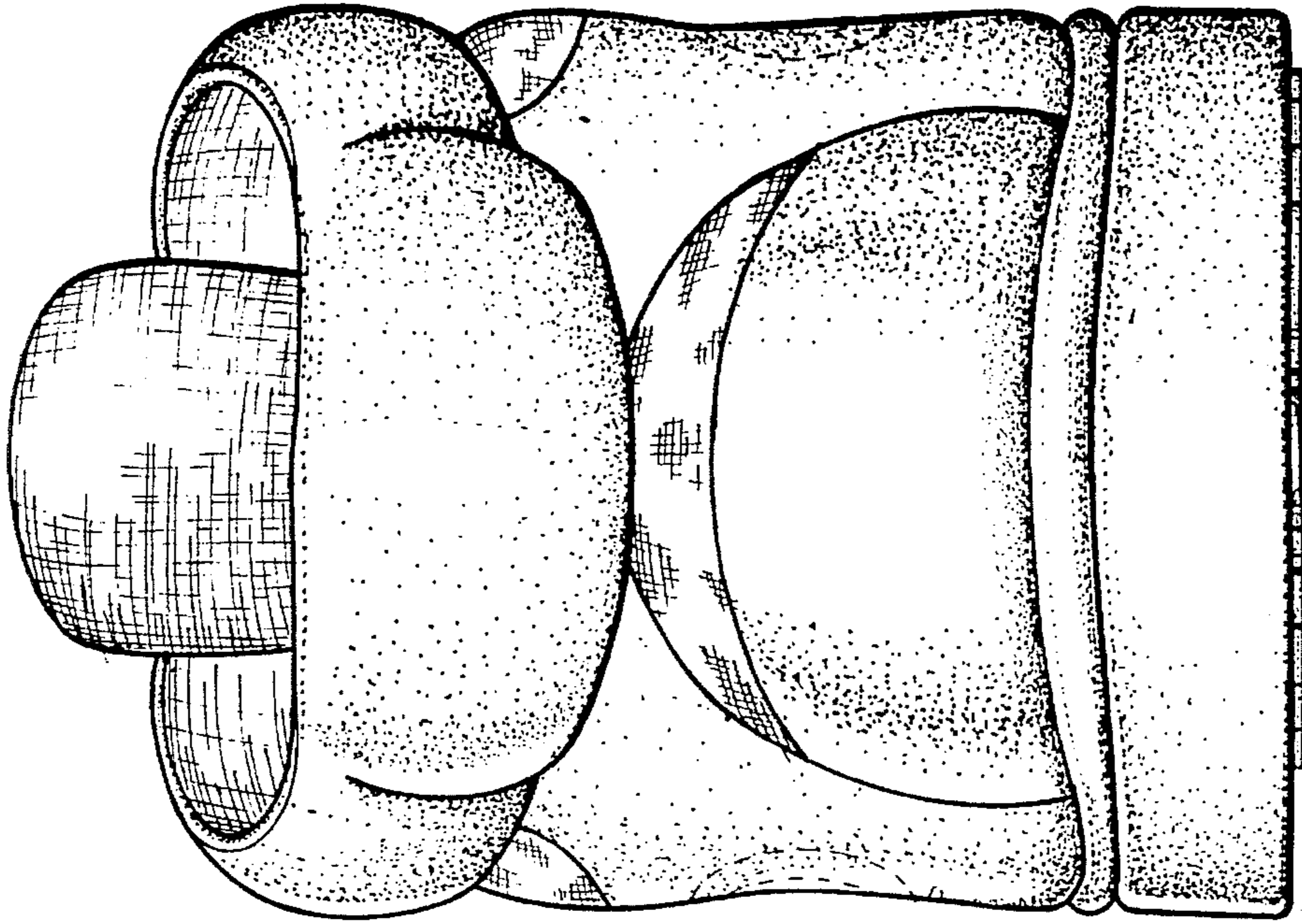


FIG. 5

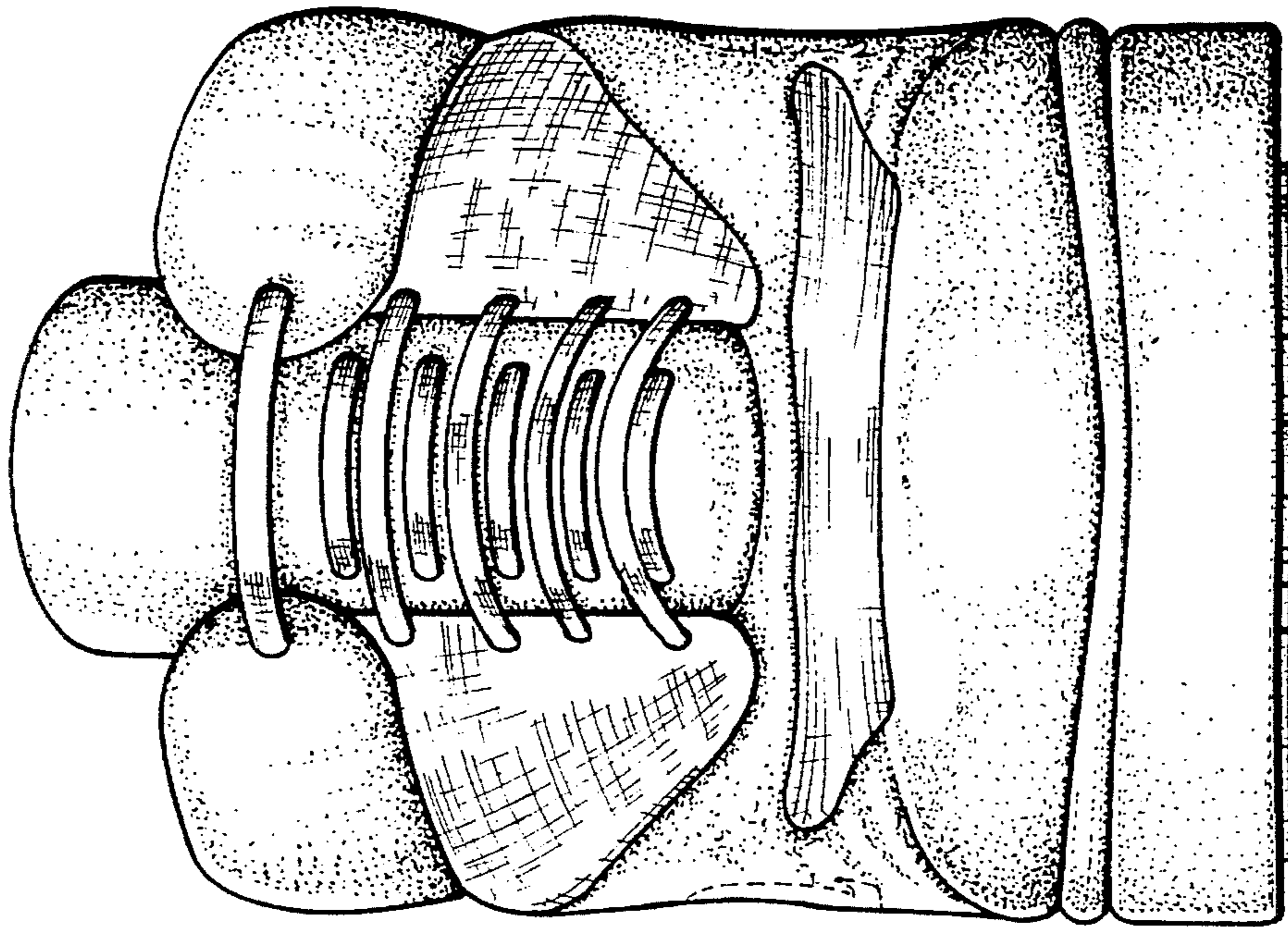


FIG. 4

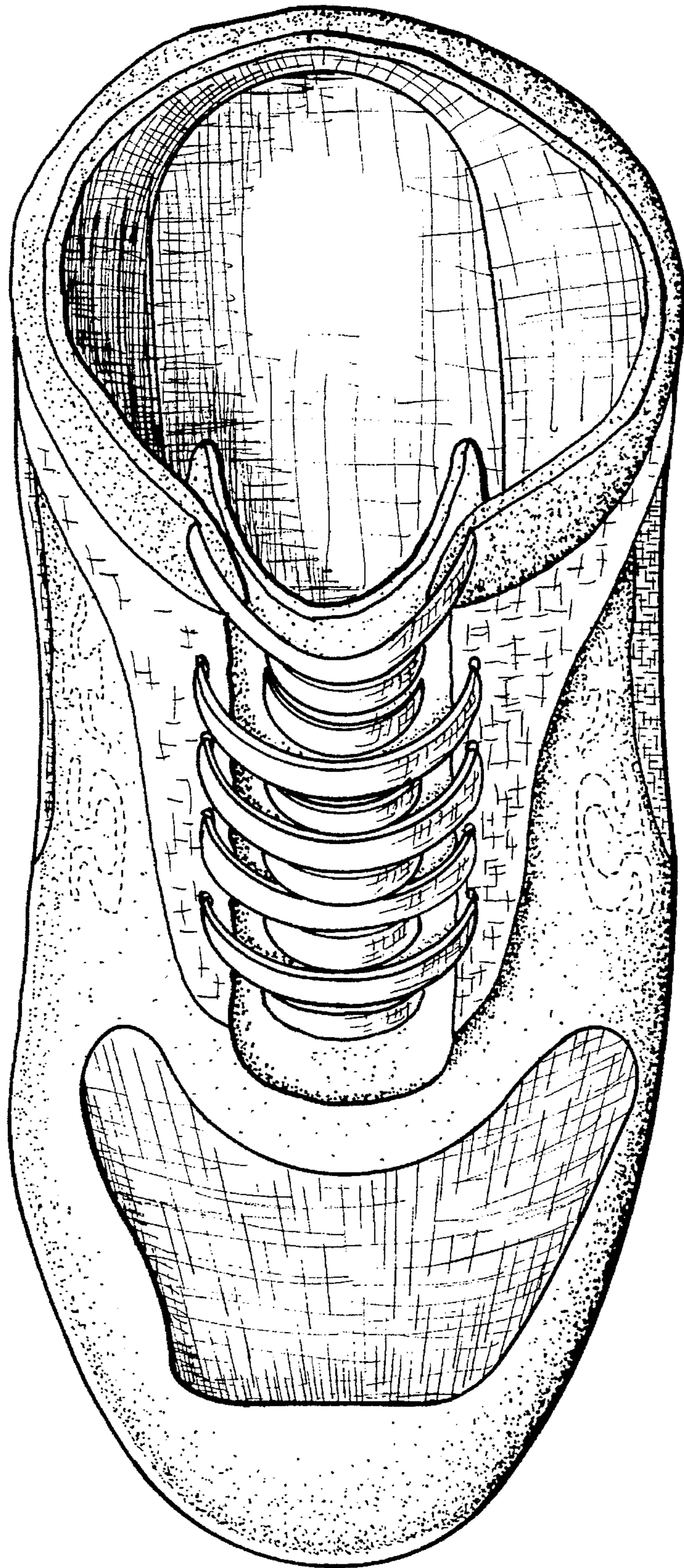


FIG. 6