



US00D366133S

United States Patent [19]

[11] Patent Number: **Des. 366,133**

McLea

[45] Date of Patent: ****Jan. 16, 1996**

[54] **BACK VEST**

4,873,725 10/1989 Mitchell 2/48

[76] Inventor: **Paul McLea**, 215 Schermerhorn St.,
Schenectady, N.Y. 12304-4777

FOREIGN PATENT DOCUMENTS

833894 7/1943 France 2/92
1441487 5/1966 France 2/92

[**] Term: **14 Years**

Primary Examiner—C. A. Murphy
Attorney, Agent, or Firm—Schmeiser, Olsen & Watts

[21] Appl. No.: **26,969**

[22] Filed: **Oct. 7, 1994**

[57] CLAIM

[52] U.S. Cl. **D2/861**; D2/828; D2/829;
D2/860

The ornamental design for as back vest, as shown and described.

[58] Field of Search D2/828, 829, 823,
D2/824, 860, 861, 853, 854, 839; 2/48,
49, 51, 92; D29/100, 101

DESCRIPTION

[56] References Cited

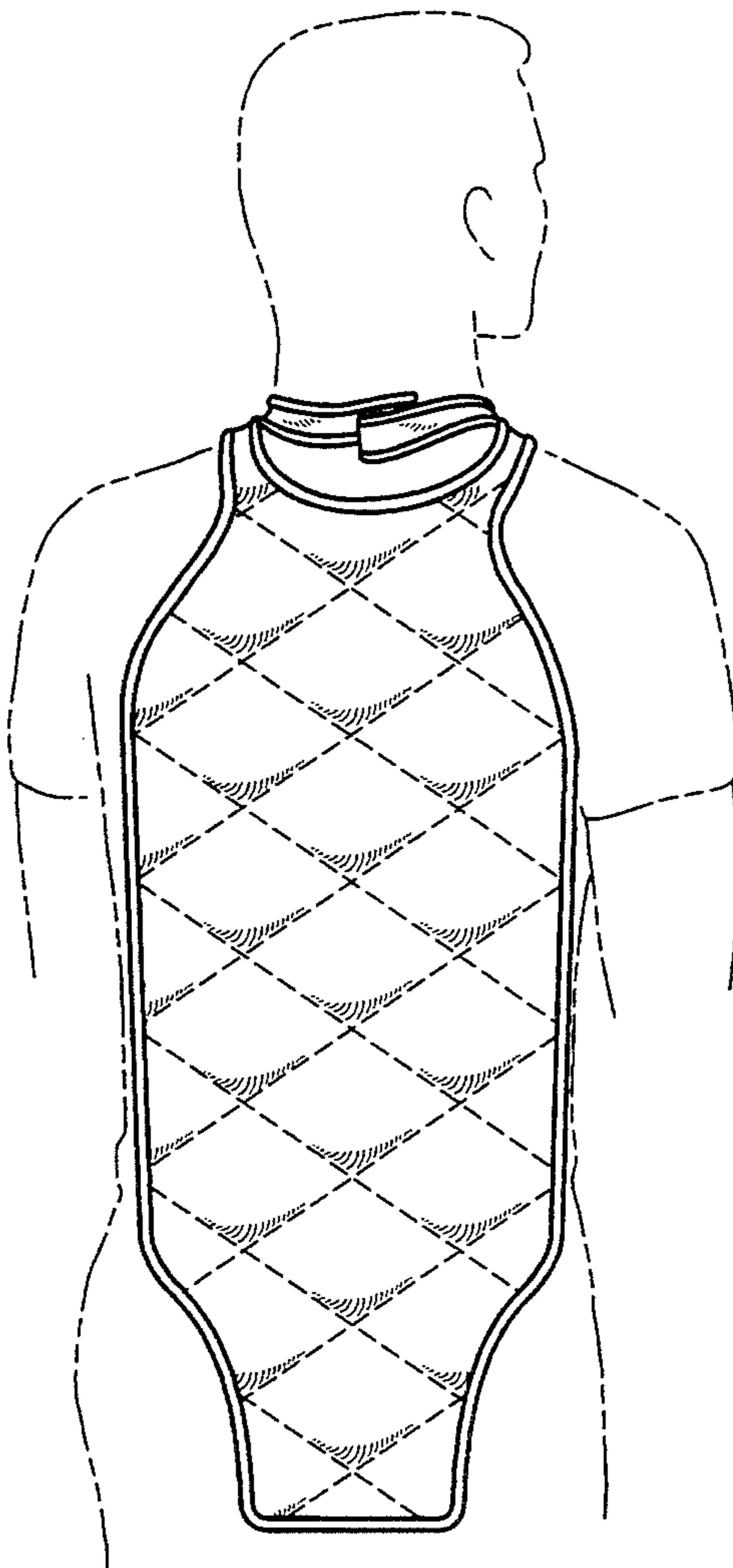
U.S. PATENT DOCUMENTS

D. 8,715	10/1875	Horsfall	D2/854
D. 29,952	1/1899	Stewart	D2/861
D. 206,256	9/1965	Moran, Jr.	D2/854
811,167	1/1906	Paddock	2/92
1,152,854	9/1915	Simpson	2/51
1,254,808	1/1918	Jones	2/51
2,342,005	2/1944	Mittag	2/92
3,885,248	5/1975	Salsby	2/92

FIG. 1 is a rear perspective view of a back vest of conventional thickness showing my new design in use, the broken lines partially showing a human form being for illustrative purposes only and forming no part of the claimed design, and the broken lines on the claimed vest throughout the views are understood to represent conventional stitching; FIG. 2 is a front elevational view thereof; and, FIG. 3 is a rear elevational view thereof.

The rectangular tabs on the upper straps are understood to represent conventional hook and loop closures.

1 Claim, 2 Drawing Sheets



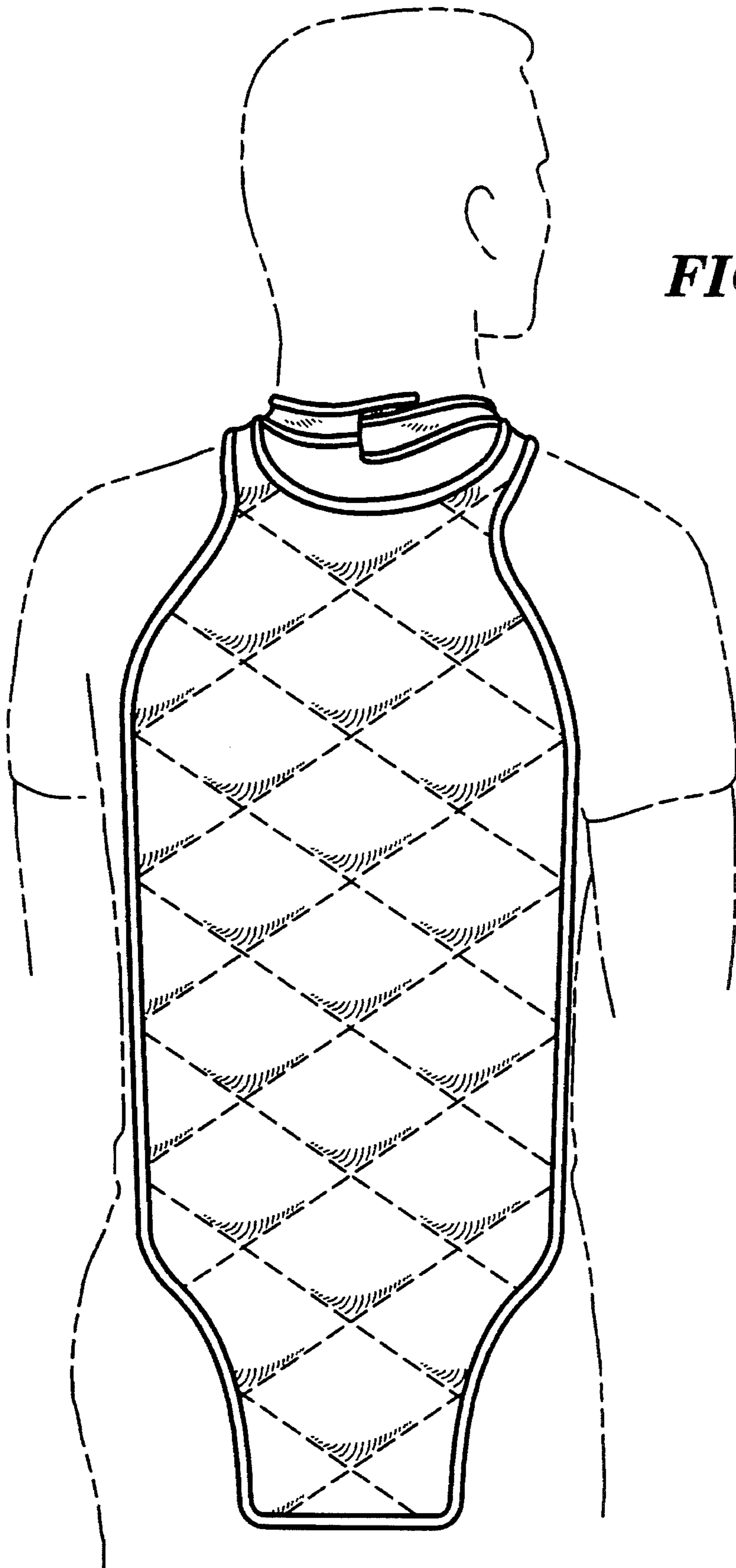


FIG. 1

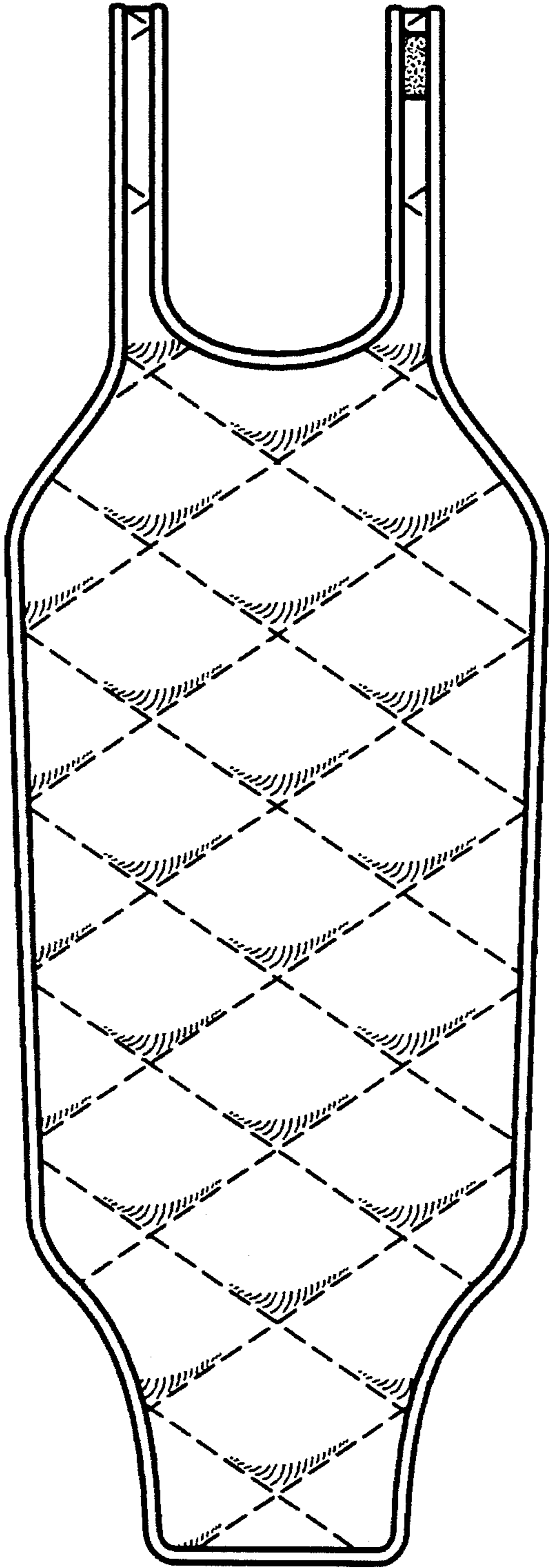


FIG. 2




FIG. 3