



US00D366129S

# United States Patent [19]

Escoe, III

[11] Patent Number: **Des. 366,129**

[45] Date of Patent: **\*\*Jan. 9, 1996**

[54] **RESTRAINING CUFFS**

5,088,158 2/1992 Burkholder ..... 70/16 X  
5,159,728 11/1992 Bingold ..... 70/16 X

[76] Inventor: **Walter M. Escoe, III**, 20158 Concord Rd., Detroit, Mich. 48234

### OTHER PUBLICATIONS

Police Magazine, Mar. 1991, p. 60, Double Cuff.

[\*\*] Term: **14 Years**

*Primary Examiner*—Doris V. Coles

[21] Appl. No.: **831,380**

### [57] CLAIM

[22] Filed: **Feb. 5, 1992**

The ornamental design for restraining cuffs, as shown and described.

[52] U.S. Cl. .... **D29/120**

[58] Field of Search ..... D22/199; D29/10, D29/120; D8/396; D24/190, 192; 24/115 H, 16 PB; 70/16; 294/74; 224/921; 128/869, 846, 878, 882, 879, 876

### DESCRIPTION

FIG. 1 is a front elevational view of the restraining cuffs showing my new design;  
FIG. 2 is a rear elevational view thereof;  
FIG. 3 is a left side elevational view thereof;  
FIG. 4 is a right side elevational view thereof;  
FIG. 5 is a top plan view thereof; and,  
FIG. 6 is a bottom plan view thereof.

### [56] References Cited

#### U.S. PATENT DOCUMENTS

4,854,138 8/1989 Charland ..... 128/878 X  
4,856,836 8/1989 Delphin ..... 294/74  
4,910,831 3/1990 Bingold ..... 70/16 X  
4,964,419 10/1990 Karriker ..... 128/879

**1 Claim, 3 Drawing Sheets**

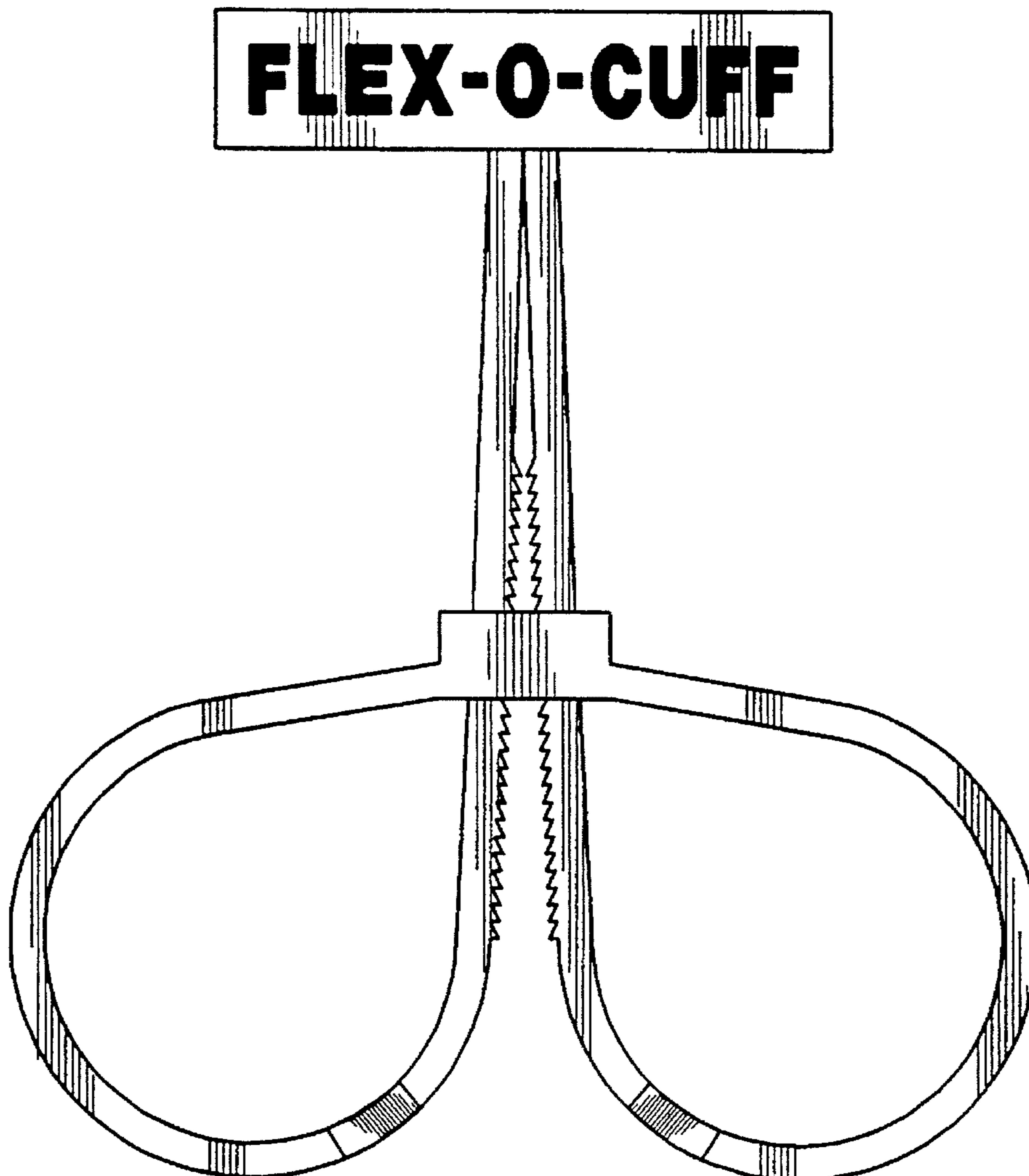


FIG. 1

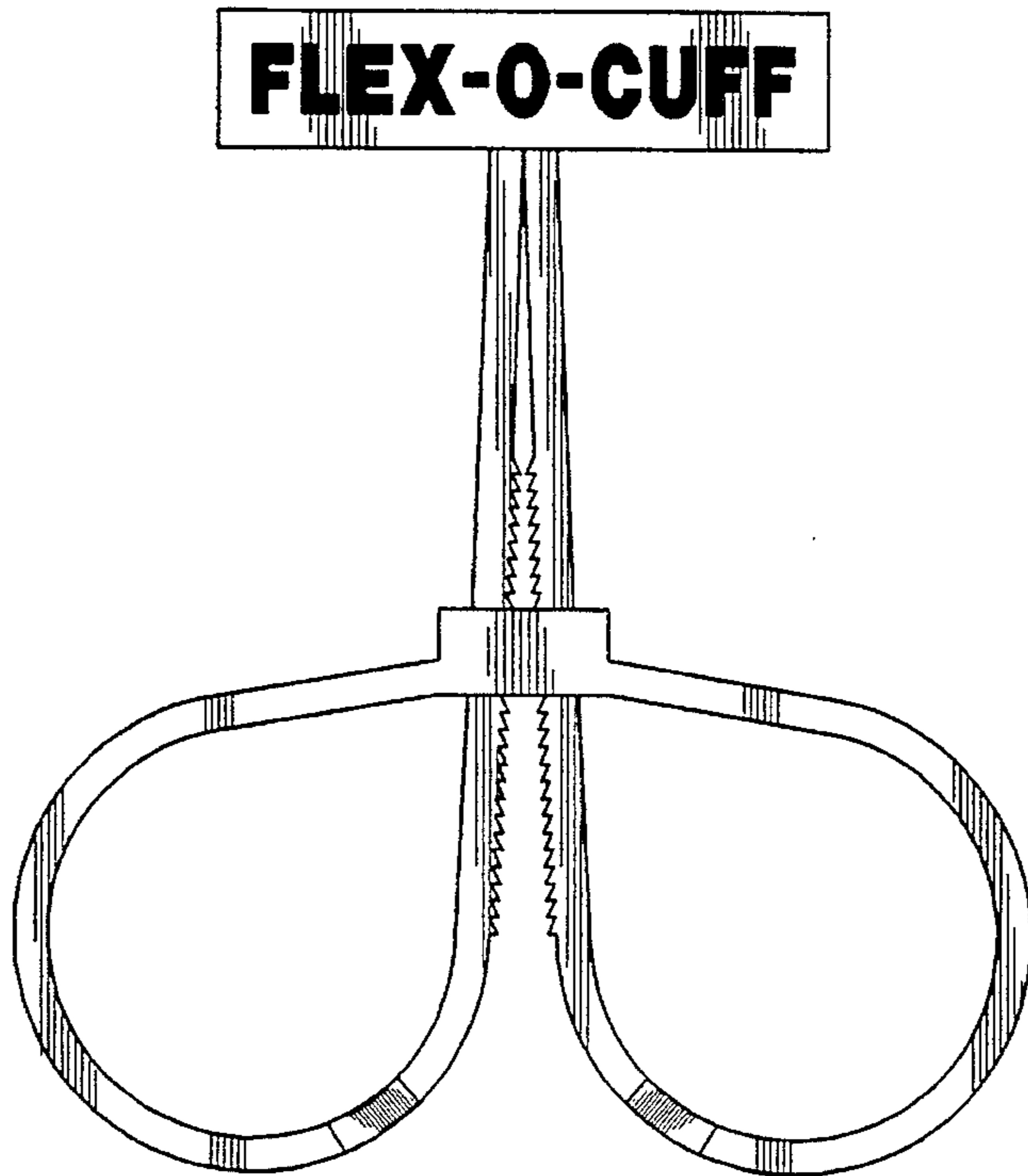
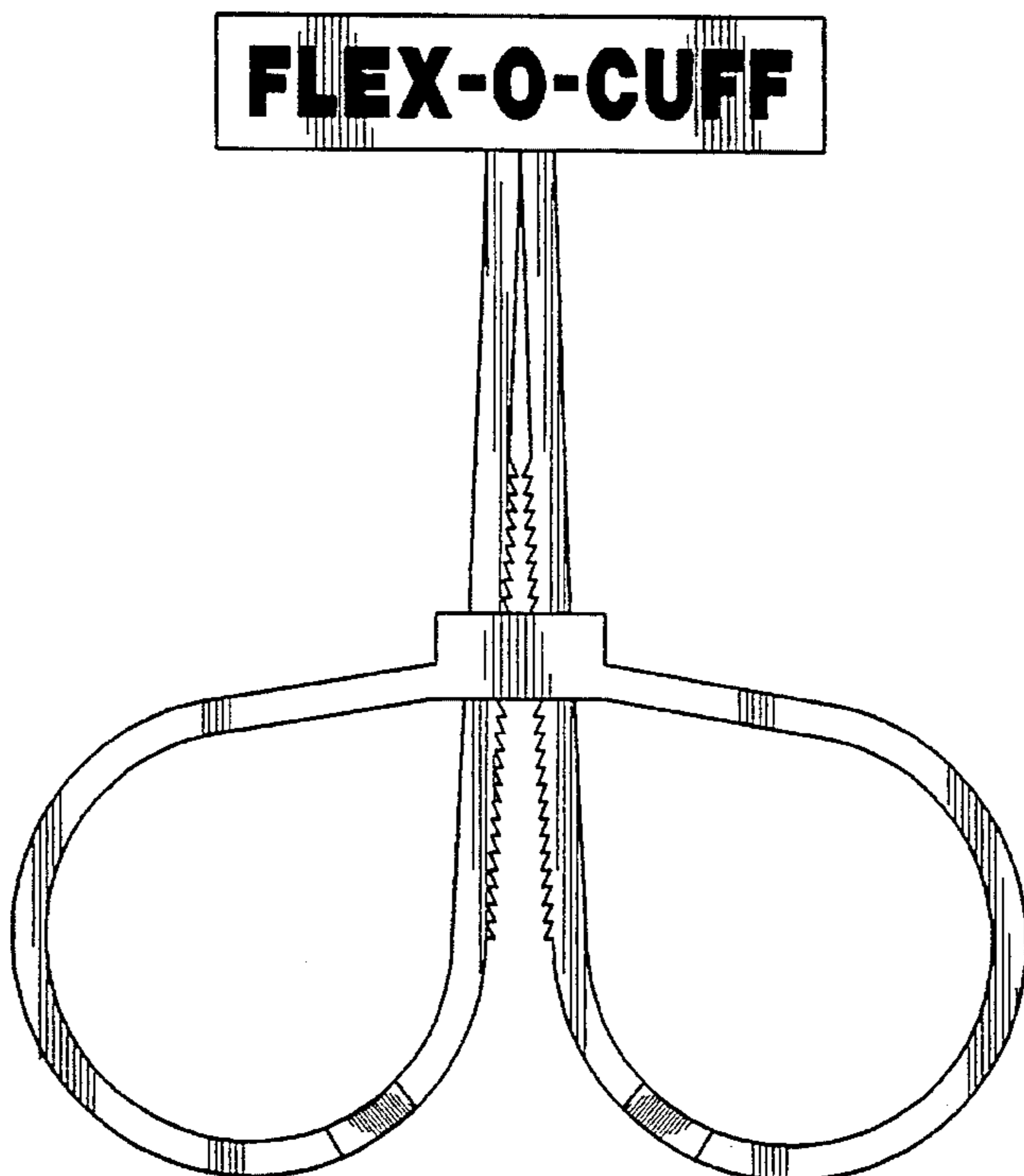


FIG. 2



*FIG. 3*



*FIG. 4*



*FIG. 5*



*FIG. 6*

