



US00D366101S

**United States Patent** [19]  
**Eltvedt**

[11] **Patent Number: Des. 366,101**  
[45] **Date of Patent: \*\*Jan. 9, 1996**

[54] **TIE BAR SLEEVE**

*Attorney, Agent, or Firm*—Patnaude, Videbeck & Marsh

[76] Inventor: **Frank A. Eltvedt**, 1760 Kilkenny Ct.,  
Woodstock, Ill. 60098

[57] **CLAIM**

[\*\*] Term: **14 Years**

The ornamental design for a tie bar sleeve, as shown and described.

[21] Appl. No.: **23,493**

**DESCRIPTION**

[22] Filed: **May 25, 1994**

FIG. 1 is a front elevational view of the outside of the tie bar sleeve utilizing the design of my invention;

[52] U.S. Cl. .... **D23/266**

FIG. 2 is a rear elevational view of the tie bar sleeve design, the top and bottom plan views being mirror images thereof;

[58] Field of Search ..... D23/266; D25/199;  
138/110, 129; 428/35.1

FIG. 3 is a left side elevational view of the tie bar sleeve design;

[56] **References Cited**

**U.S. PATENT DOCUMENTS**

FIG. 4 is a right side elevational view of the tie bar sleeve design.

D. 314,042	1/1991	Berg	.....	D23/266
3,294,122	12/1966	Sharp	.....	138/10
4,929,478	5/1990	Conaghan et al.	.....	138/110

The broken lines showing a pipe are for illustrative purposes only, which form no part of the claimed design.

*Primary Examiner*—Doris Clark

**1 Claim, 1 Drawing Sheet**

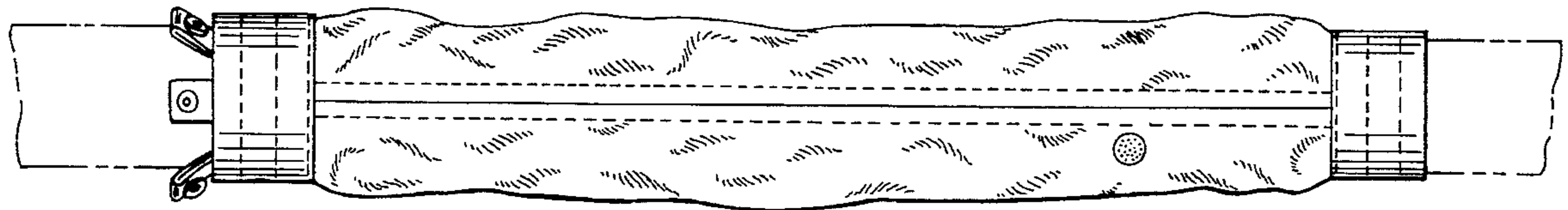


FIG. 1

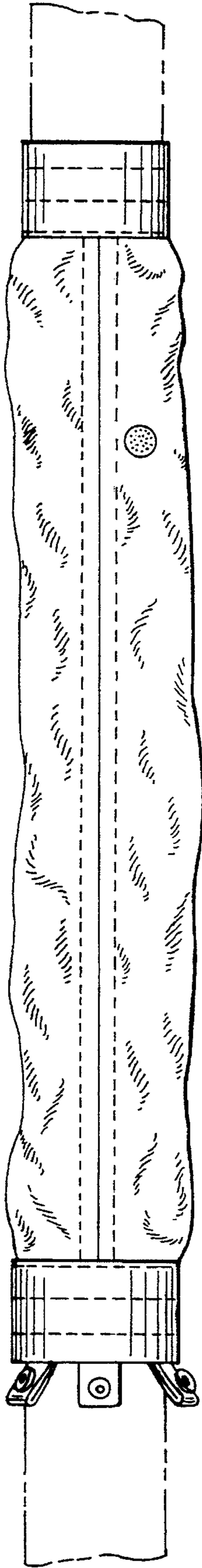


FIG. 2

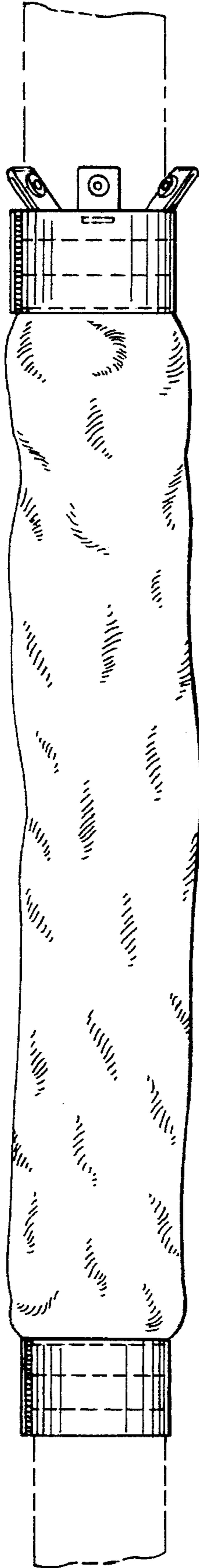


FIG. 3

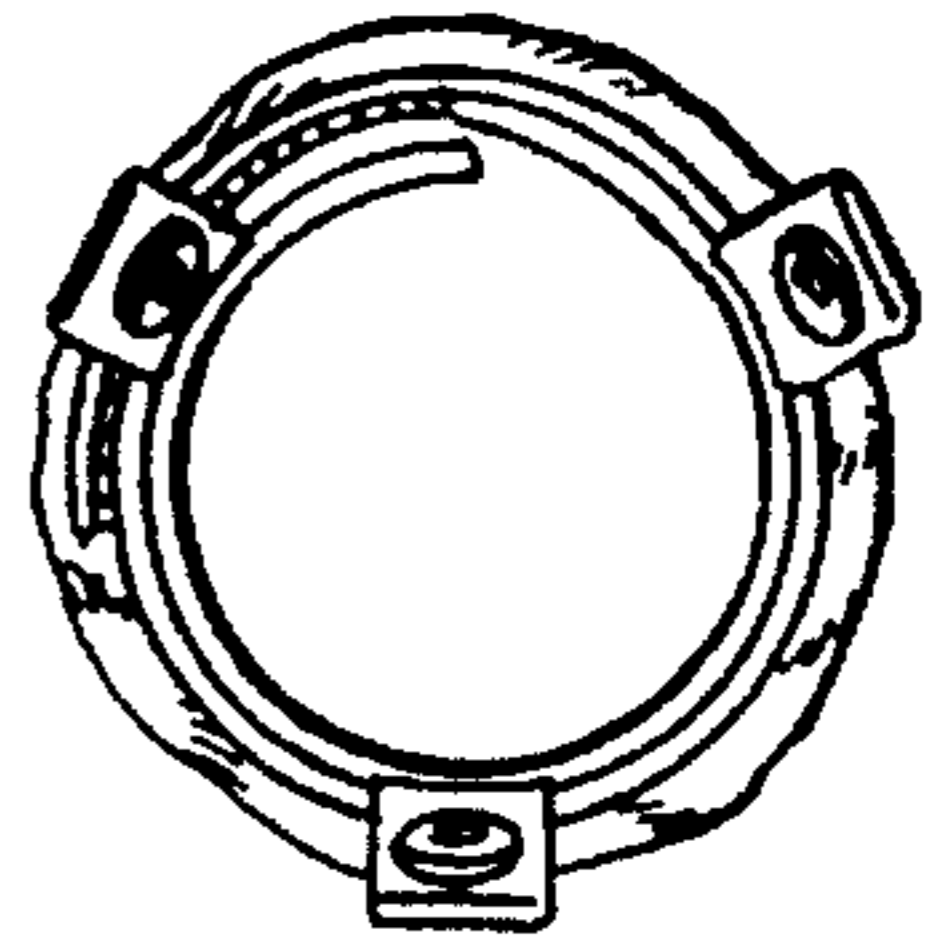


FIG. 4

