



US00D366062S

United States Patent [19]

Takahashi

[11] Patent Number: **Des. 366,062**

[45] Date of Patent: ****Jan. 9, 1996**

[54] **WRITING INSTRUMENT**

[75] Inventor: **Osamu Takahashi**, Kawagoe, Japan

[73] Assignee: **Kotobuki & Co., Ltd.**, Kyoto, Japan

[**] Term: **14 Years**

[21] Appl. No.: **35,540**

[22] Filed: **Mar. 1, 1995**

[52] U.S. Cl. **D19/51**; D19/41; D19/56;
D19/46

[58] Field of Search D19/35, 36, 41-51,
D19/54-58, 81-85; 401/99, 100, 103, 104,
106, 209

[56] **References Cited**

U.S. PATENT DOCUMENTS

- D. 227,611 7/1973 Carre D19/56 X
- D. 282,378 1/1986 Ohyabu et al. D19/43
- D. 316,271 4/1991 Larizza D19/41
- D. 316,726 5/1991 Itoh D19/51
- D. 319,663 9/1991 Katami D19/56 X

- D. 336,491 6/1993 Vitrac D19/43
- D. 337,350 7/1993 Wong D19/51
- D. 350,771 9/1994 Kettmeir D19/48 X

Primary Examiner—Martie Thompson
Attorney, Agent, or Firm—Rothwell, Figg, Ernst & Kurz


[57] **CLAIM**

The ornamental design for a writing instrument, as shown and described.

DESCRIPTION

FIG. 1 is a front view of a writing instrument according to this design;
 FIG. 2 is a right side elevational view, the left side being a mirror image thereof;
 FIG. 3 is a rear view thereof;
 FIG. 4 is a plan view thereof;
 FIG. 5 is a bottom view thereof;
 FIG. 6 is a right side elevational view with the writing tip extended; and,
 FIG. 7 is a perspective view of FIG. 1.

1 Claim, 2 Drawing Sheets






FIG. 1




FIG. 2




FIG. 3



FIG. 4




FIG. 5




FIG. 6



FIG. 7