



US00D366024S

United States Patent [19]

[11] Patent Number: **Des. 366,024**

Young

[45] Date of Patent: ****Jan. 9, 1996**

[54] **PORTABLE TRUCK SHELF**

4,971,234	11/1990	Hay	224/42.32
5,042,863	8/1991	Fraga	296/24.1
5,083,828	1/1992	Accettura	296/37.6
5,240,366	8/1993	Bunsford	D15/25

[76] Inventor: **Charlie L. Young**, 1670 Ollie St.,
Cocoa, Fla. 32922

[**] Term: **14 Years**

Primary Examiner—A. Hugo Word
Assistant Examiner—M. Brown

[21] Appl. No.: **19,499**

[57] **CLAIM**

[22] Filed: **Mar. 3, 1994**

The ornamental design for a portable truck shelf, as shown and described.

[52] U.S. Cl. **D12/425; D15/25; D21/79**

[58] **Field of Search** D12/425, 15, 424;
296/57.6, 24.1; 224/42.32, 42.42, 42.43;
D15/25, 28, 32; D21/79, 132; 37/118, 264

DESCRIPTION

FIG. 1 is a front elevational view of the portable truck shelf showing my new design;
FIG. 2 is a rear elevational view thereof;
FIG. 3 is a left side elevational view thereof;
FIG. 4 is a right side elevational view thereof;
FIG. 5 is a top plan view thereof;
FIG. 6 is a bottom plan view thereof; and,
FIG. 7 is a top, front and side perspective view thereof.

[56] **References Cited**

U.S. PATENT DOCUMENTS

D. 240,757	7/1976	Henderson et al.	D15/25
D. 264,106	4/1982	Orenstein	D21/132
D. 317,638	6/1991	Mayizumi	D21/132
3,929,371	12/1975	Gibson	296/24.1
4,705,449	11/1987	Christianson et al.	D15/25
4,917,429	4/1990	Giger	296/37.6

1 Claim, 4 Drawing Sheets

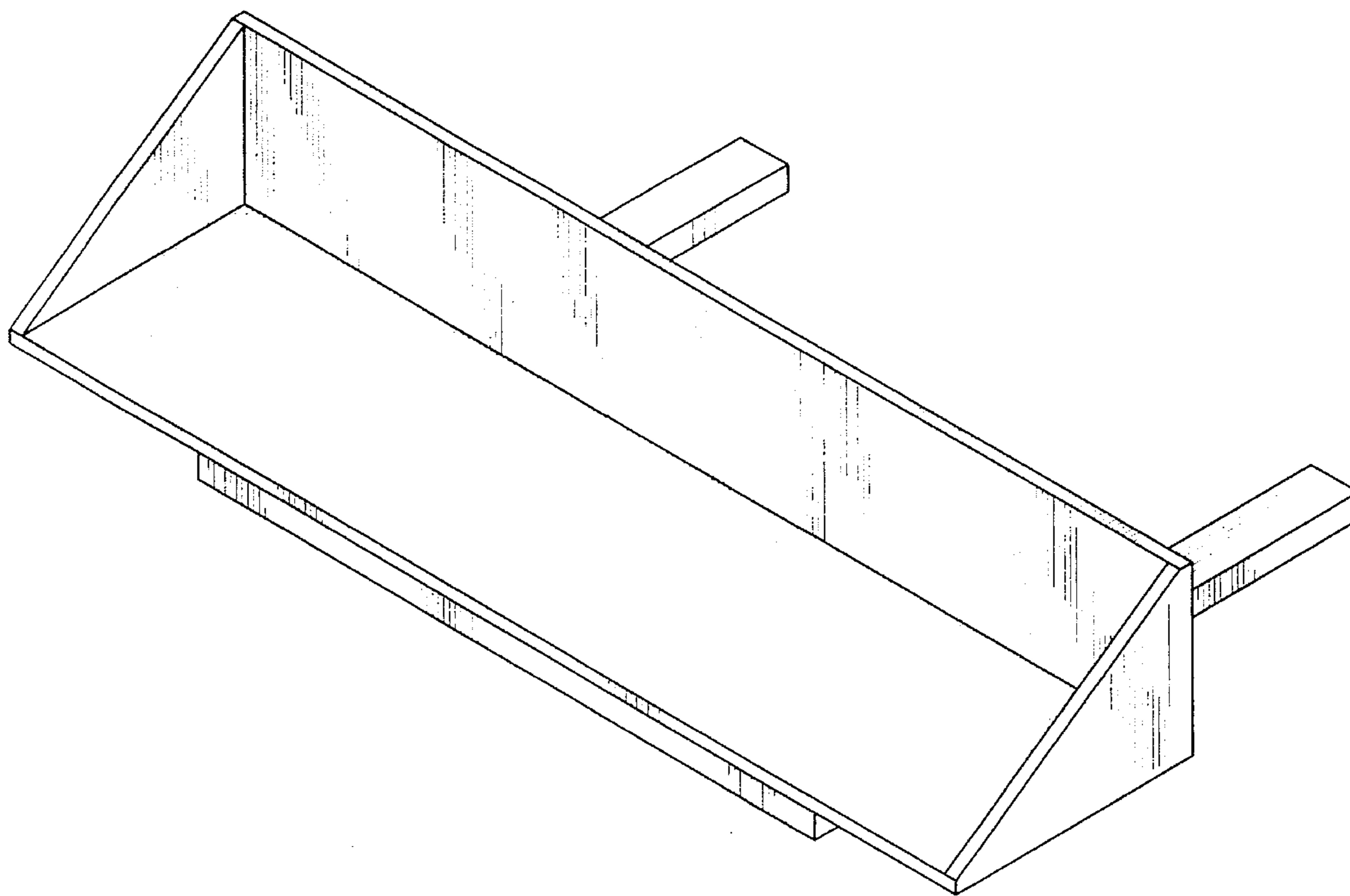


FIG. 1




FIG. 2




FIG. 3

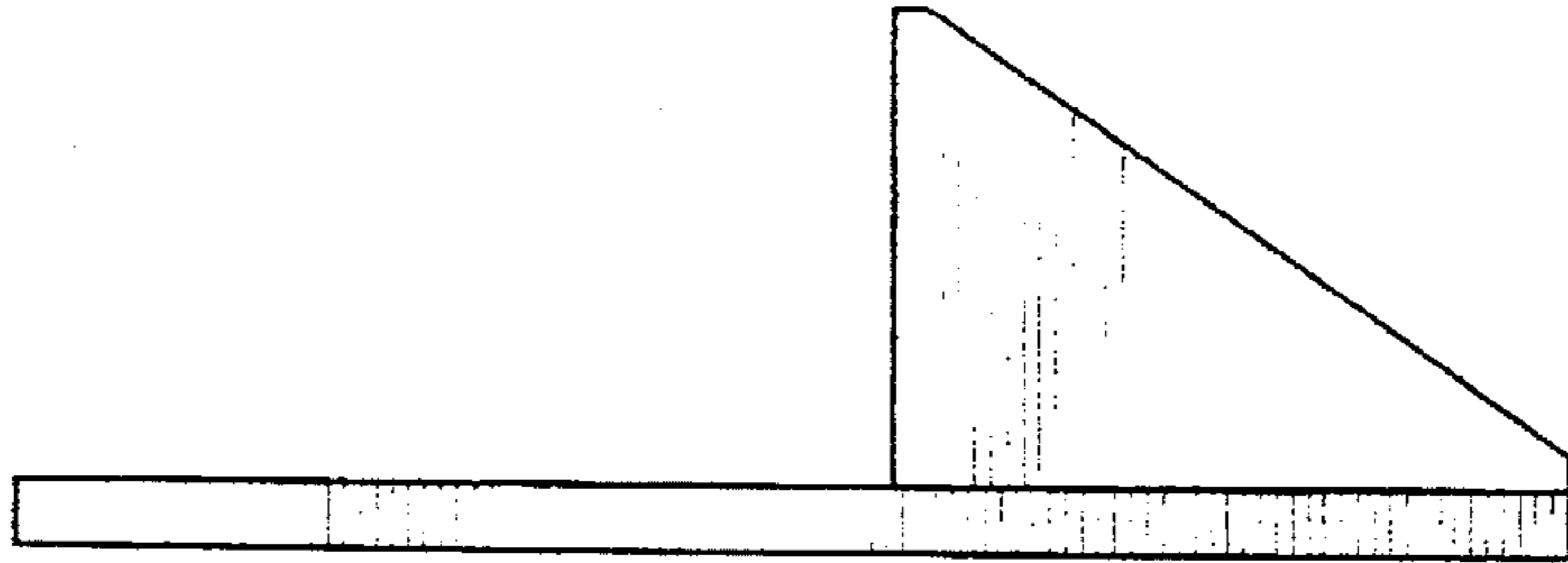


FIG. 4

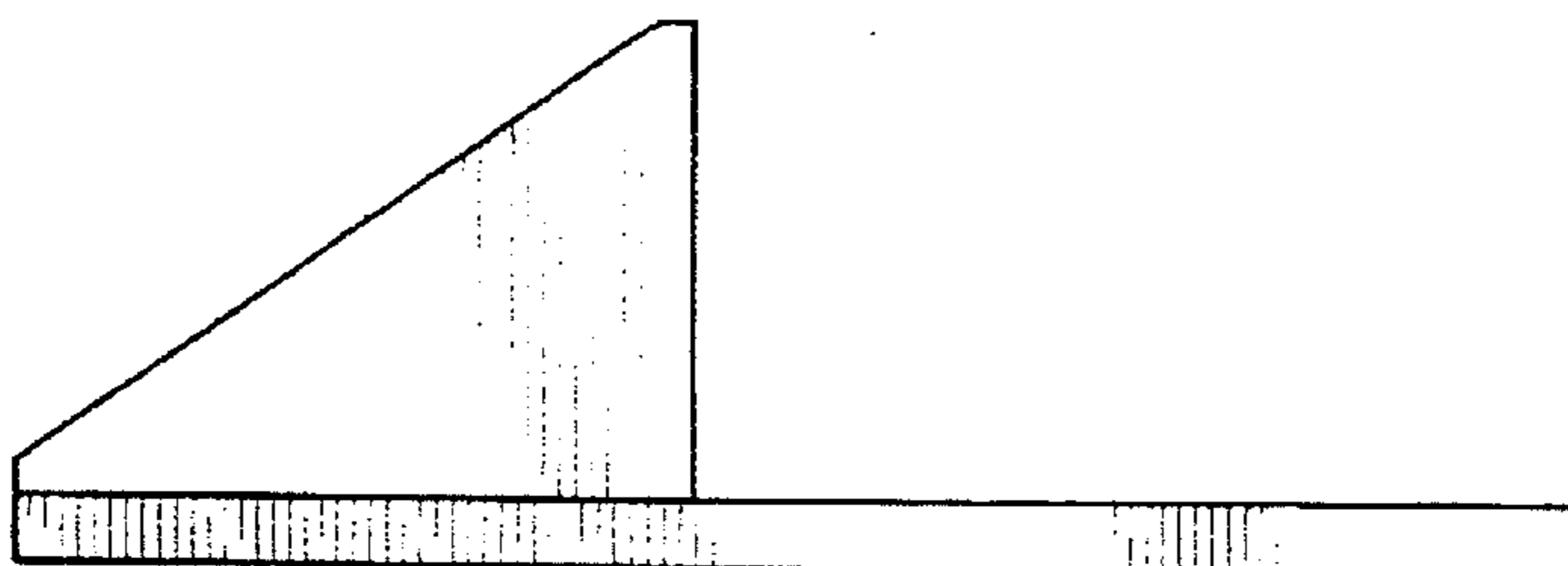


FIG. 5




FIG. 6




FIG. 7

