



US00D366013S

United States Patent [19]
Pandel

[11] **Patent Number: Des. 366,013**

[45] **Date of Patent: **Jan. 9, 1996**

[54] **CUFFLINK**

D. 351,815 10/1994 Bennett D11/222
2,148,183 2/1939 Bagnall D11/213

[75] Inventor: **Christiane Pandel**, Chambesy,
Switzerland

Primary Examiner—Ralf Seifert
Attorney, Agent, or Firm—Kane, Dalsimer, Sullivan,
Kurucz, Levy, Eisele and Richard

[73] Assignee: **Rolex Watch U.S.A., Inc.**, New York,
N.Y.

[57] **CLAIM**

[**] Term: **14 Years**

The ornamental design for a cufflink, as shown and described.

[21] Appl. No.: **30,796**

DESCRIPTION

[22] Filed: **Nov. 8, 1994**

[30] **Foreign Application Priority Data**

FIG. 1 is a front perspective view of a side plan view of a single cufflink, ordinarily provided as a pair of cufflinks, showing my new design;

Jun. 3, 1994 [CH] Switzerland DM/029776

FIG. 2 is an top plan view thereof;

[52] **U.S. Cl.** **D11/222**

FIG. 3 is a side plan view thereof;

[58] **Field of Search** D11/200, 213–215,
D11/222, 227, 229; 24/41–47

FIG. 4 is an interior side plan view thereof, as shown along plane 4—4 of FIG. 1;

[56] **References Cited**


FIG. 5 is a perspective view showing the exterior side of a first half, and an interior of a second half; and,

U.S. PATENT DOCUMENTS

FIG. 6 is a top and side perspective view thereof.

D. 160,002 9/2950 Moulson D11/222

1 Claim, 2 Drawing Sheets



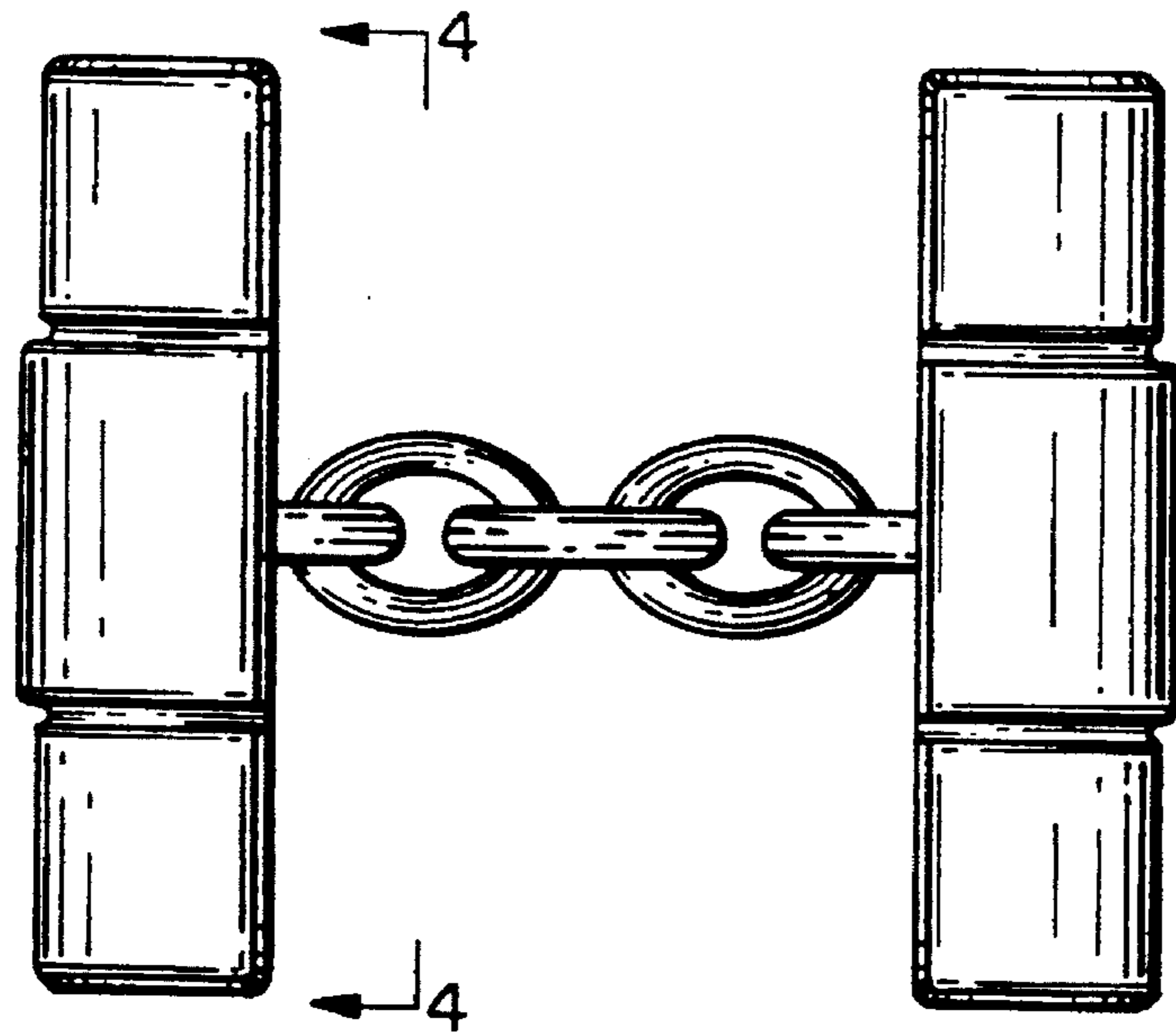


FIG. 1




FIG. 2

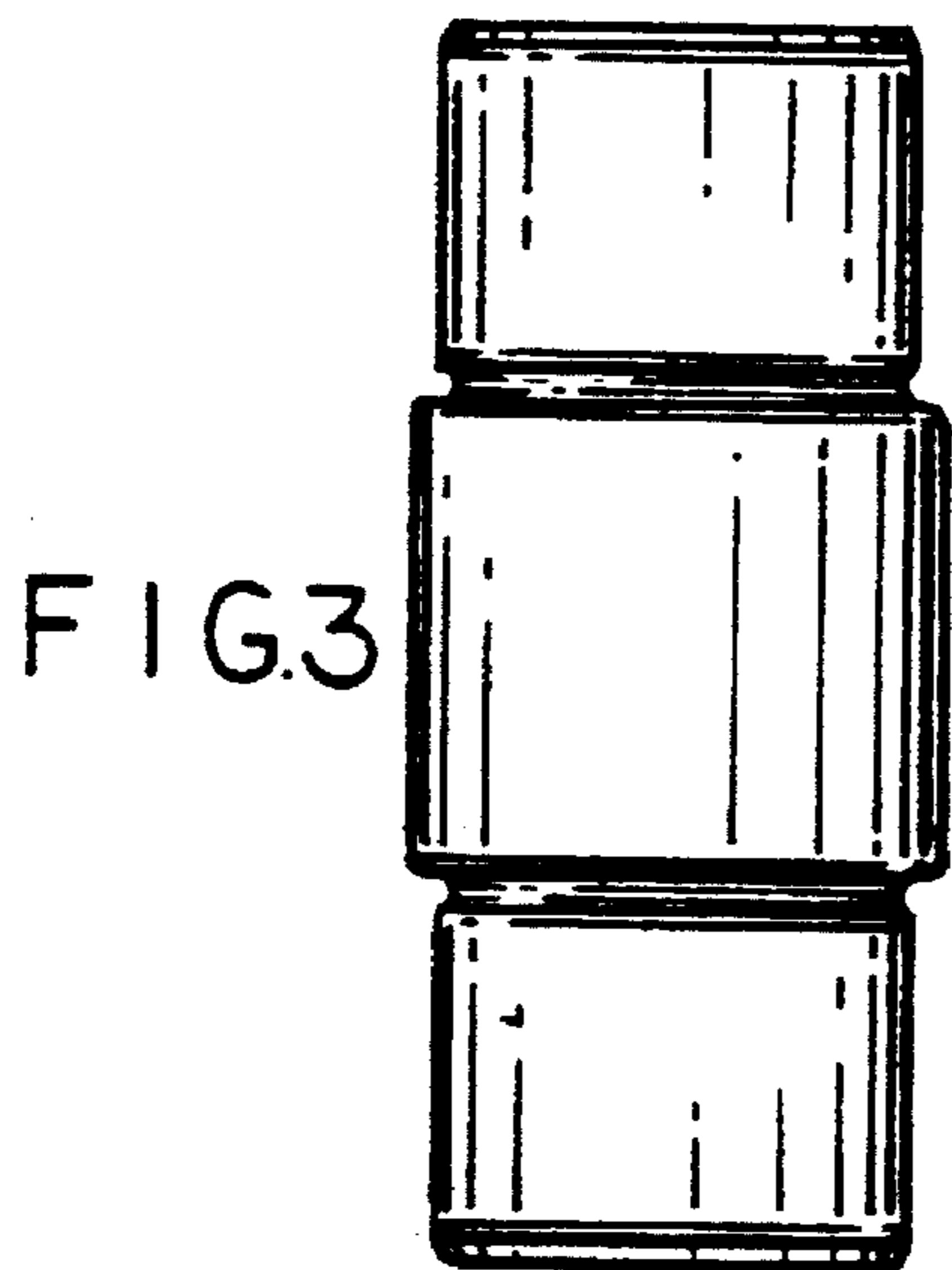


FIG. 3




FIG. 4




FIG. 5




FIG. 6