



US00D366012S

United States Patent [19]

[11] **Patent Number: Des. 366,012**

Aoki

[45] **Date of Patent: **Jan. 9, 1996**

[54] **SLIDER FOR SLIDE FASTENERS**

D. 342,043	12/1993	Oda et al.	D11/222
4,873,750	10/1989	Tracy	24/429
5,031,286	7/1991	Kedzierski	24/429
5,195,221	3/1993	Kanamaru et al.	24/429

[75] Inventor: **Tsunetaka Aoki**, Toyama, Japan

[73] Assignee: **Yoshida Kogyo K.K.**, Tokyo, Japan

[**] Term: **14 Years**

Primary Examiner—Ralf Seifert
Attorney, Agent, or Firm—Hill, Steadman & Simpson

[21] Appl. No.: **22,090**

[57] **CLAIM**

[22] Filed: **Apr. 29, 1994**

The ornamental design for slider for slide fasteners, as shown.

[30] **Foreign Application Priority Data**

DESCRIPTION

Oct. 29, 1993 [JP] Japan 5-33068

[52] **U.S. Cl.** **D11/221**

[58] **Field of Search** D11/200, 221;
24/381, 385, 415-417, 427-431; 70/456;
264/252

FIG. 1 is a front view of a slider for slide fasteners;
 FIG. 2 is a rear view of the slider for slide fasteners of FIG. 1;
 FIG. 3 is a plan view of the slider for slide fasteners of FIG. 1;
 FIG. 4 is a base view of the slider for slide fasteners of FIG. 1;
 FIG. 5 is a right side view of the slider for slide fasteners of FIG. 1; and,
 FIG. 6 is a cross-sectional view taken on line 6—6 of FIG. 1.

[56] **References Cited**

U.S. PATENT DOCUMENTS

D. 193,297	7/1962	Carlile	D11/43
D. 251,697	5/1979	Toepelt et al.	D11/221
D. 291,670	9/1987	Takabatake	D11/221
D. 291,671	9/1987	Keyaki	D11/221
D. 305,106	12/1989	Aoki	D11/221

1 Claim, 2 Drawing Sheets

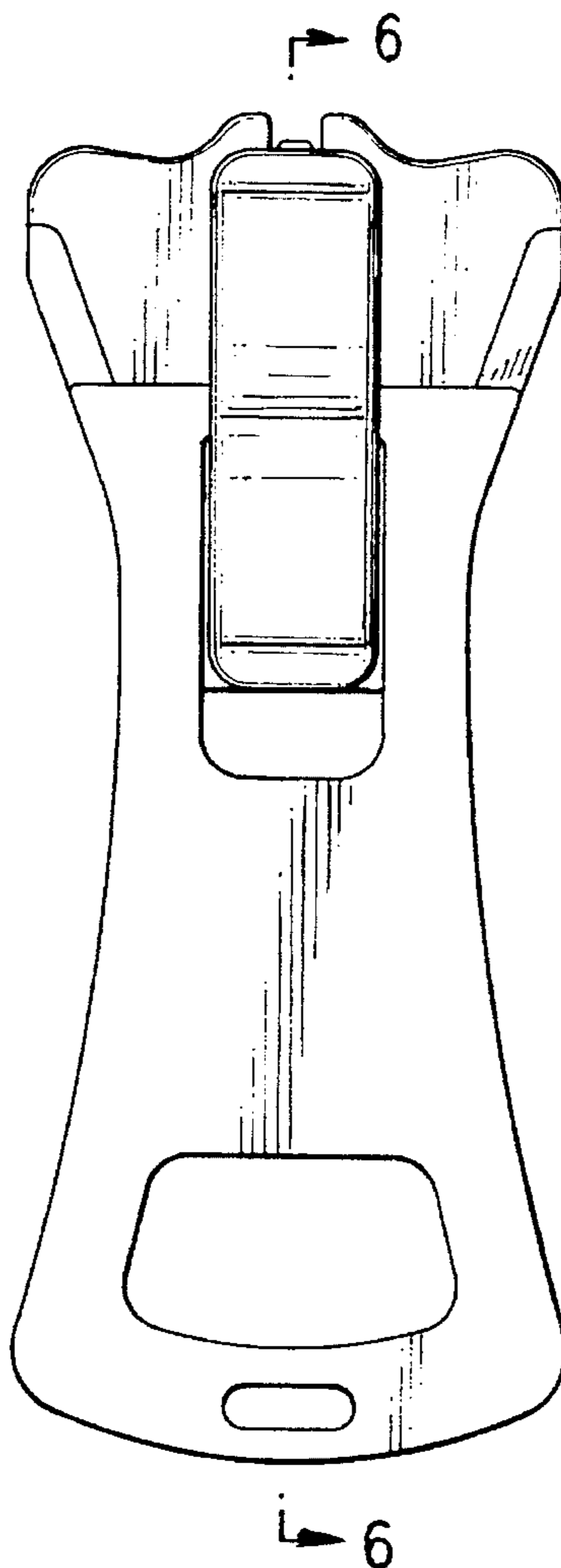
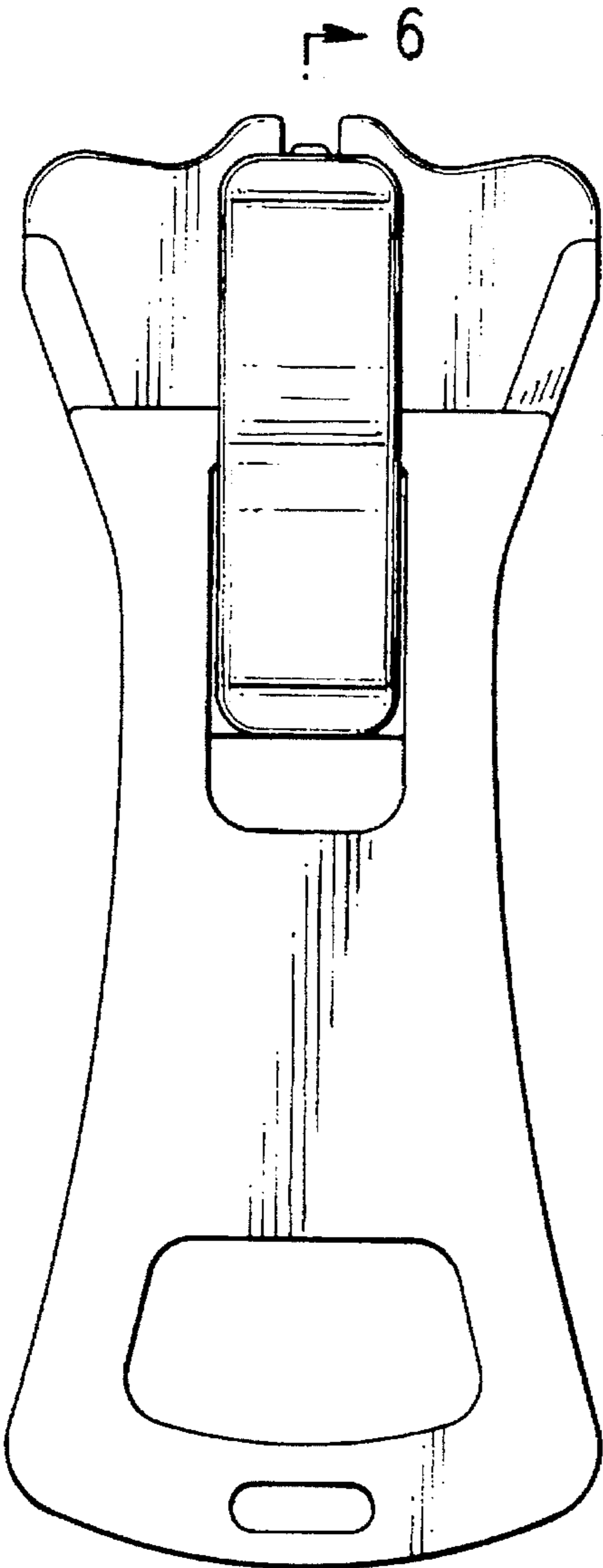


FIG. 1



6

FIG. 3

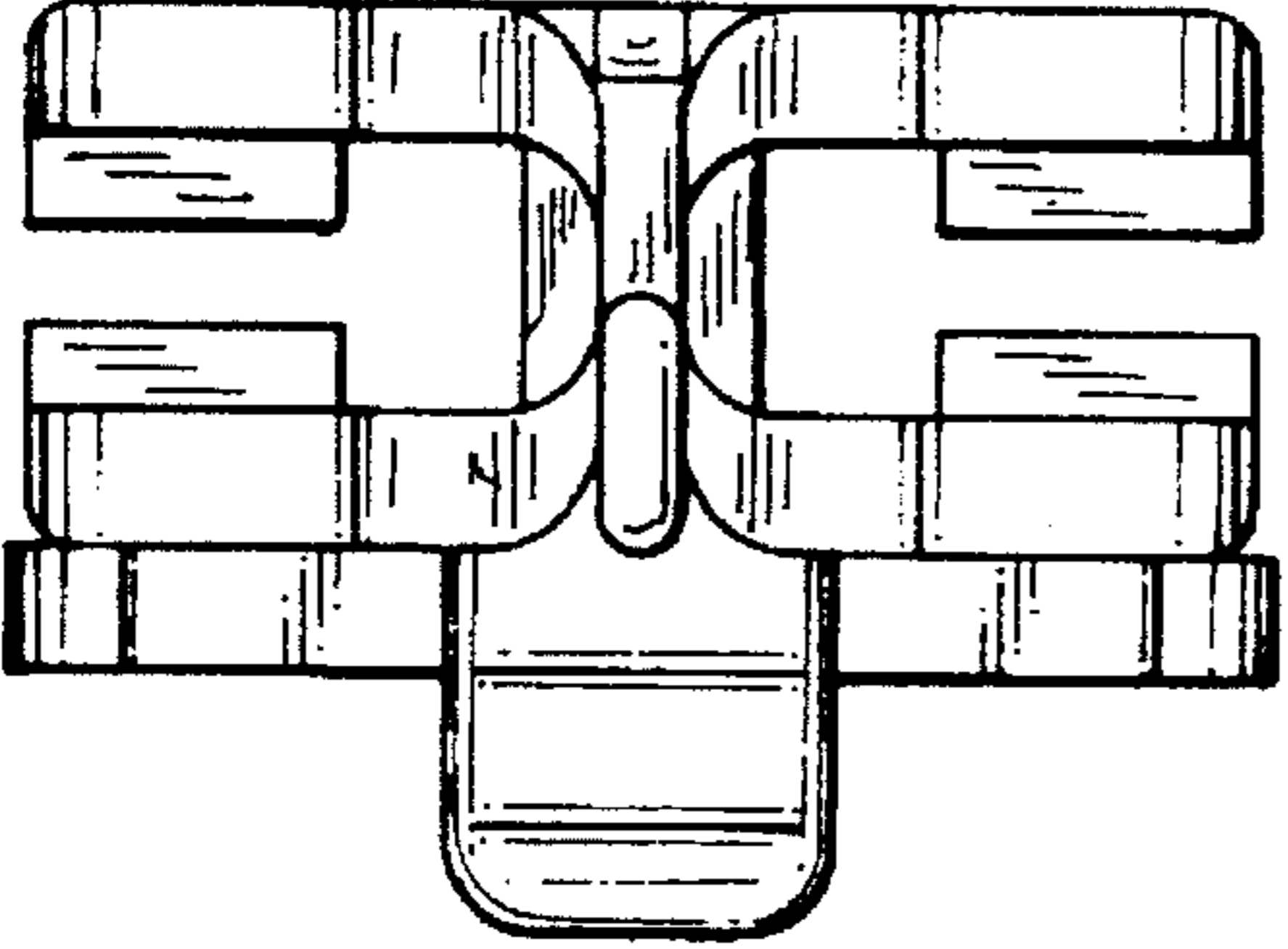


FIG. 2

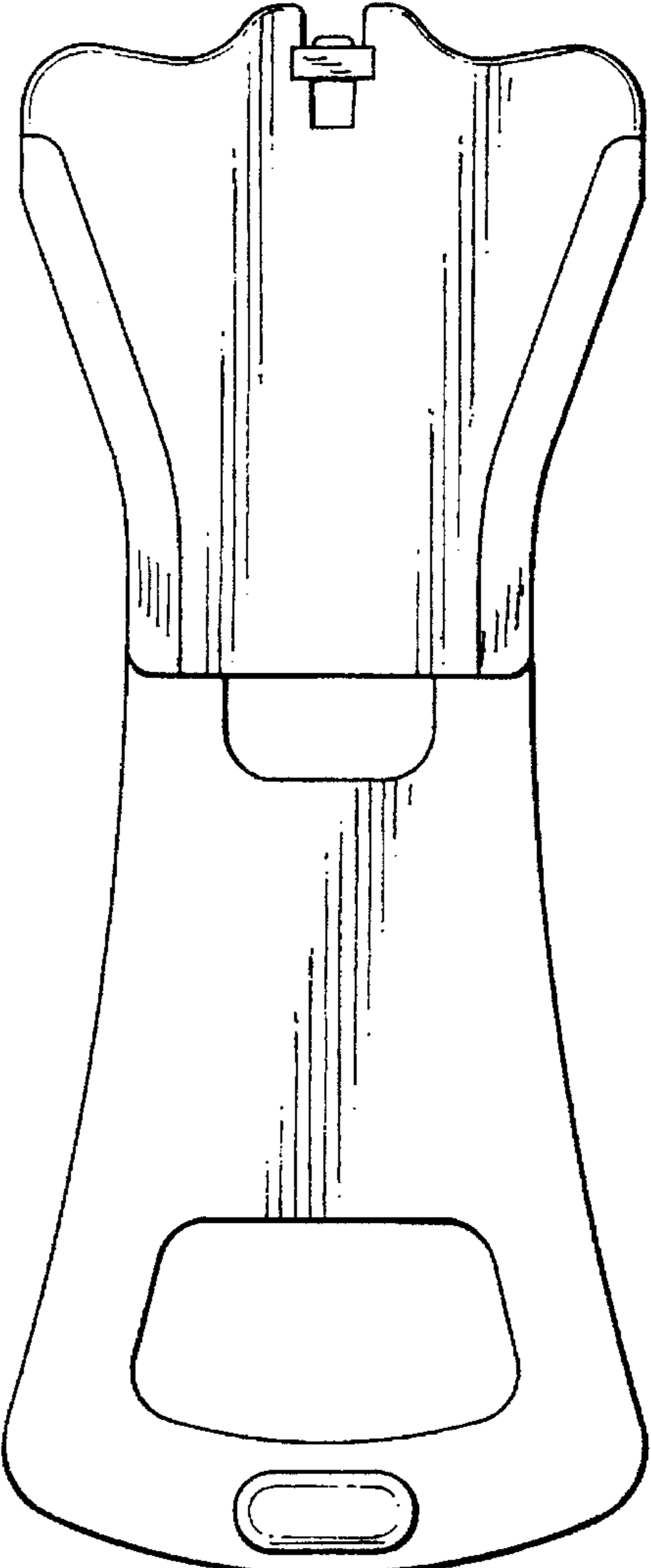


FIG. 4




FIG. 5

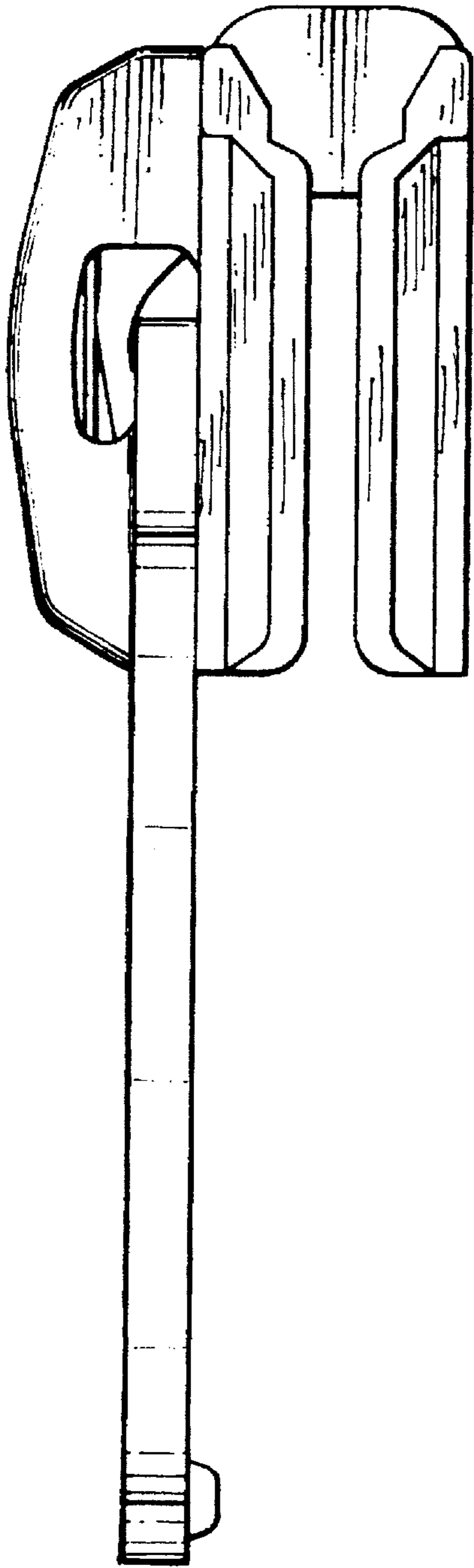


FIG. 6

