



US00D366011S

United States Patent [19]
Yuuki

[11] **Patent Number:** **Des. 366,011**
[45] **Date of Patent:** ****Jan. 9, 1996**

[54] **PULL TAB FOR SLIDE FASTENER SLIDERS**

4,976,015 12/1990 Ishii 24/431

[75] Inventor: **Kenji Yuuki**, Toyam, Japan

Primary Examiner—Ralf Seifert
Attorney, Agent, or Firm—Hill, Steadman & Simpson

[73] Assignee: **Yoshida Kogyo K.K.**, Tokyo, Japan

[57] **CLAIM**

[**] Term: **14 Years**

The ornamental design for pull tab for slide fastener sliders, as shown.

[21] Appl. No.: **20,573**

[22] Filed: **Mar. 29, 1994**

DESCRIPTION

[30] **Foreign Application Priority Data**

FIG. 1 is a front view of a pull tab for slide fastener sliders; FIG. 2 is a right side view of the pull tab for slide fastener sliders of FIG. 1;

Sep. 30, 1993 [JP] Japan 5-29549

[52] **U.S. Cl.** **D11/221**

FIG. 3 is a plan view of the pull tab for slide fastener sliders of FIG. 1;

[58] **Field of Search** D11/200, 221;
24/381, 385, 415-417, 427-431; 70/456;
264/752

FIG. 4 is a base view of the pull tab for slide fastener sliders of FIG. 1;

FIG. 5 is a cross-sectional view taken along the line 5—5 of FIG. 1; and,

[56] **References Cited**

U.S. PATENT DOCUMENTS

FIG. 6 is a front view of the pull tab for slide fastener sliders of FIG. 1, showing it attached to a slider body.

The broken line showing the slider body is for illustrative use only and forms no part of the claimed design.

D. 261,947	11/1981	Moore	D11/221
D. 324,663	3/1992	Ebata	D11/221
D. 324,835	3/1992	Mizuno	D11/221
D. 325,182	4/1992	Terada et al.	D11/221

1 Claim, 2 Drawing Sheets

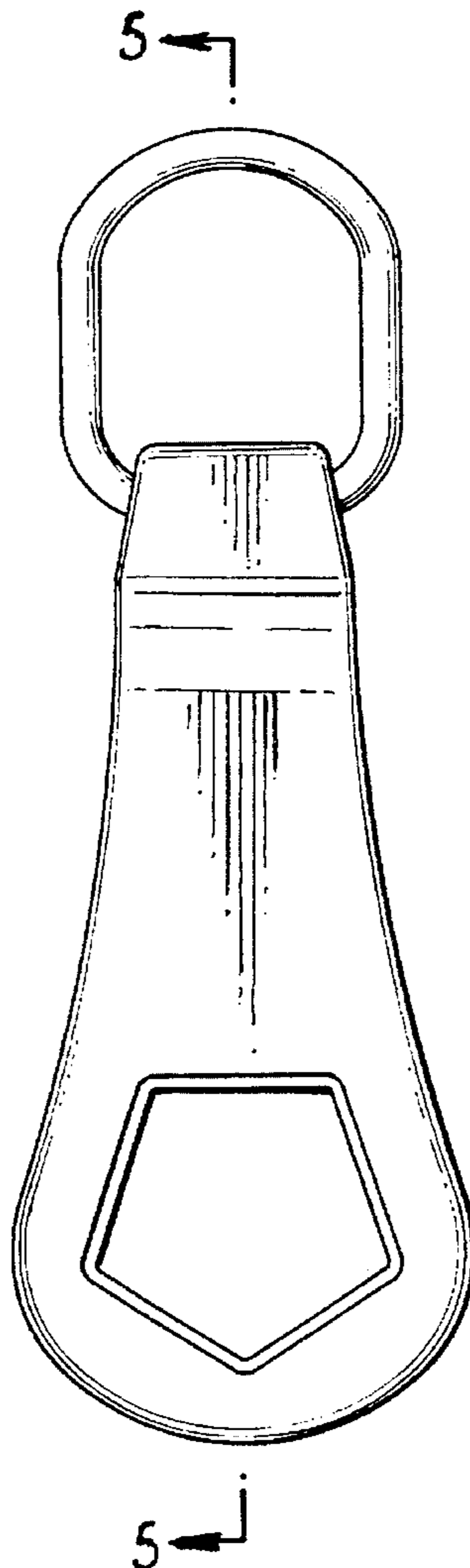


FIG. 1

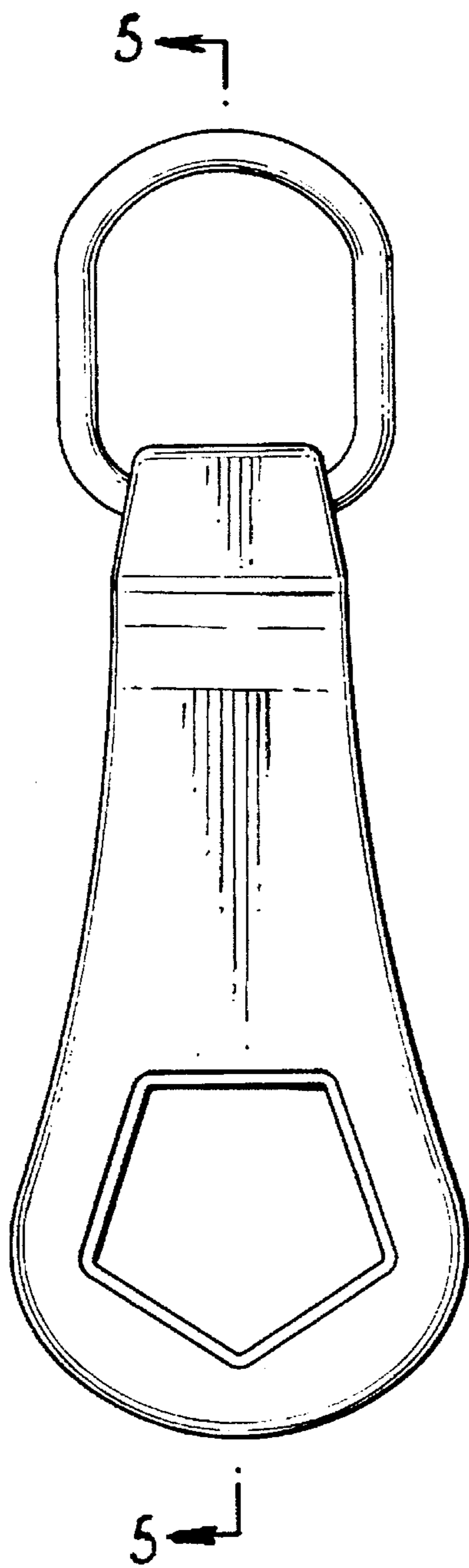


FIG. 2

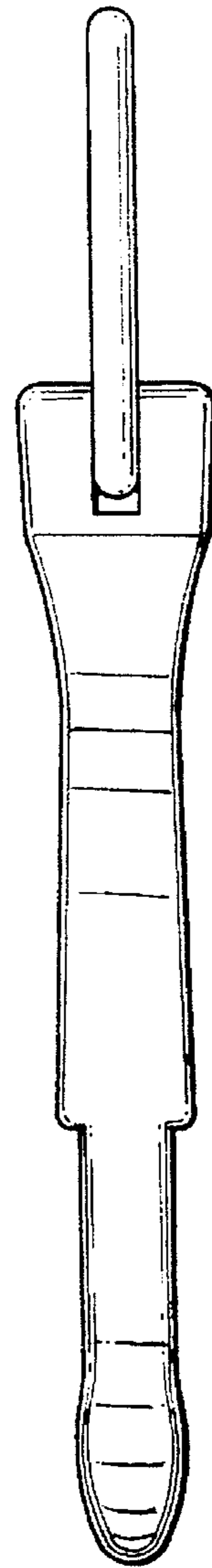


FIG. 3

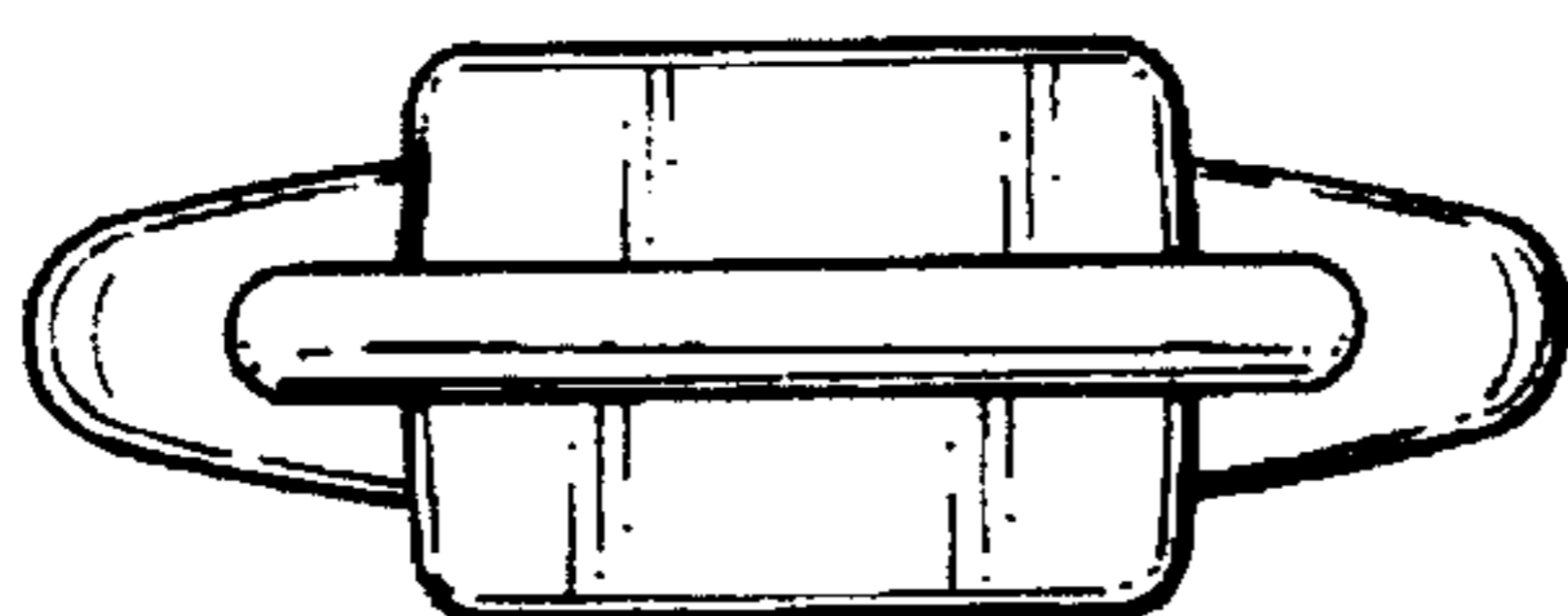


FIG. 4

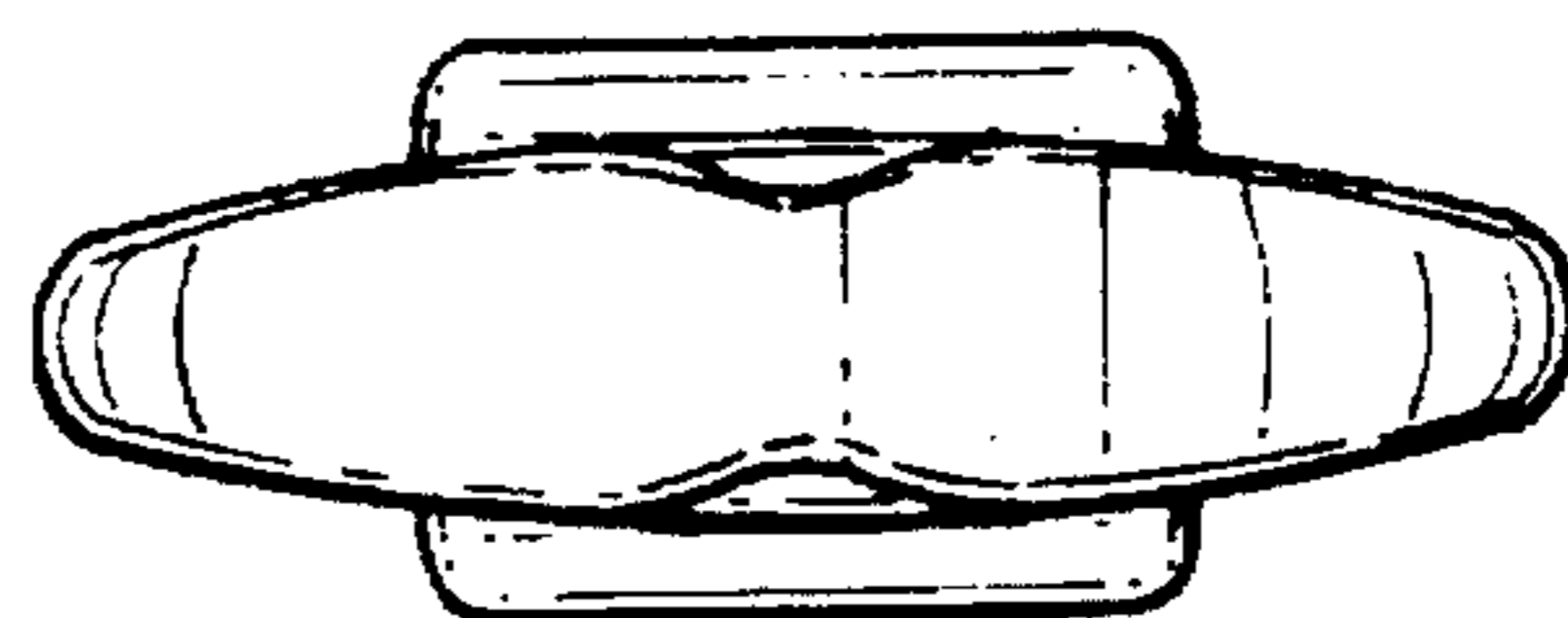


FIG. 5

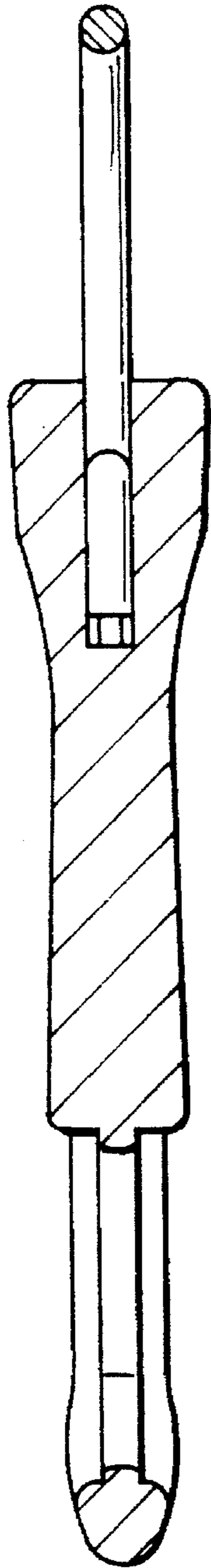


FIG. 6

