



US00D366007S

United States Patent [19]
Colpo

[11] **Patent Number: Des. 366,007**

[45] **Date of Patent: **Jan. 9, 1996**

[54] **FASTENER FOR NECKLACE OR BRACELET**

2,884,672 5/1959 Tracy D11/94
3,014,298 12/1961 Kirshner D11/94

[75] Inventor: **Renzo Colpo**, Sovizzo, Italy

Primary Examiner—Ralf Seifert
Attorney, Agent, or Firm—Watson, Cole, Grindle & Watson

[73] Assignee: **Colpo & Zilio SRL**, Torri Di Quartesolo, Italy

[57] **CLAIM**

[**] Term: **14 Years**

The ornamental design for a fastener for necklace or bracelet, as shown and described.

[21] Appl. No.: **23,406**

DESCRIPTION

[22] Filed: **May 24, 1994**

FIG. 1 is a plan view of a new and ornamental design for a fastener for necklace or bracelet according to the present invention;

[30] **Foreign Application Priority Data**

Nov. 26, 1993 [IT] Italy V19300095

FIG. 2 is a side elevation of the fastener viewed from the left side;

[52] **U.S. Cl.** **D11/87**

[58] **Field of Search** D11/1-25, 93,
D11/94, 87; 63/1.1. 2-5.2

FIG. 3 is a side elevation of the fastener viewed from the right side;

[56] **References Cited**

U.S. PATENT DOCUMENTS

D. 154,075 6/1949 Spear D11/87
2,324,430 7/1943 Schalet et al. 63/1.1

FIG. 4 is an end view looking downwardly in FIG. 1 with the link portion removed for clarity; and,

FIG. 5 is an end view looking upwardly in FIG. 1 with the link and ring portion removed for clarity.

1 Claim, 2 Drawing Sheets




Fig. 1.




Fig. 2.




Fig. 3.

Fig. 4.

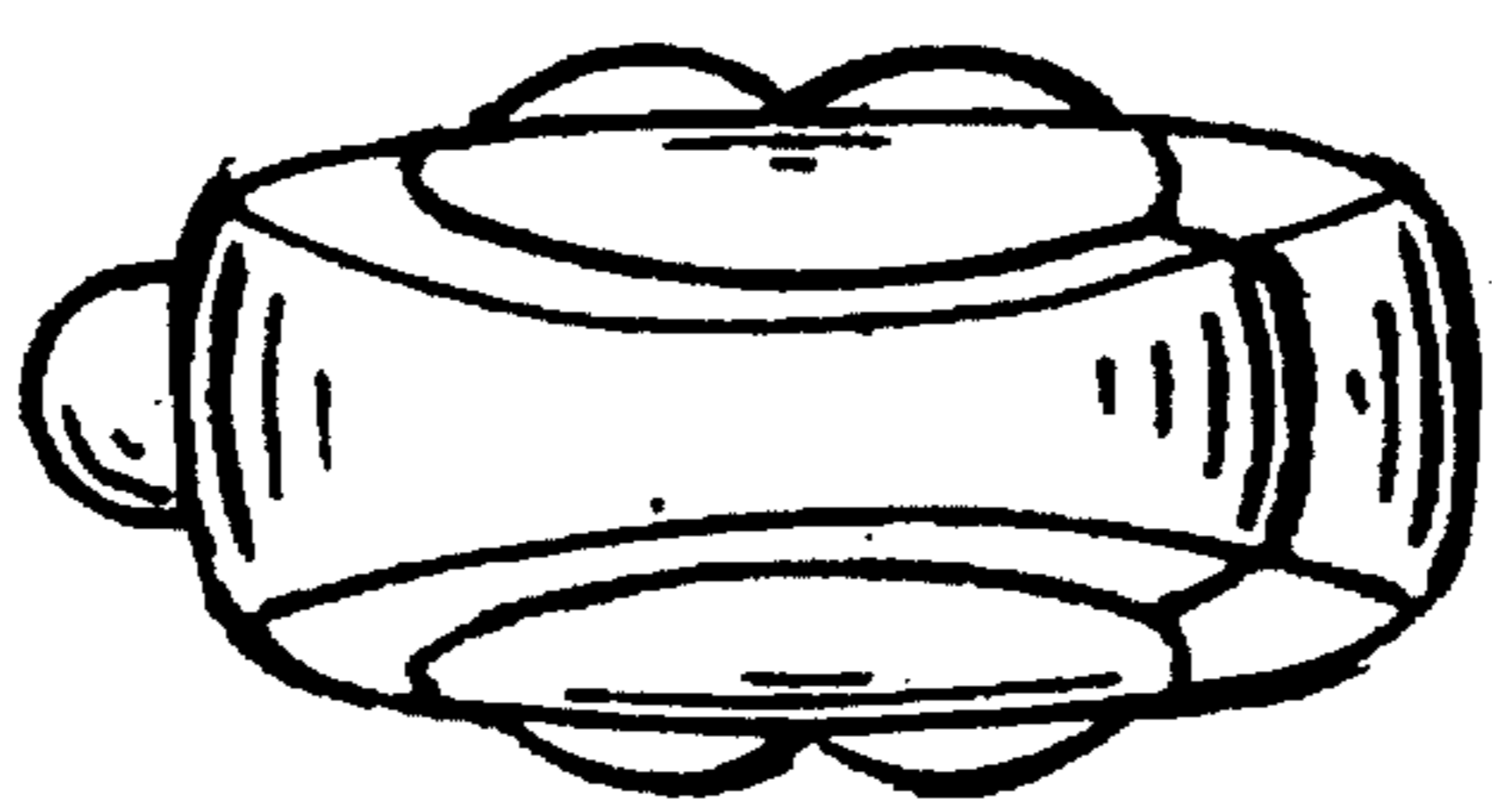


Fig. 5.

